



**Inver Grove Heights City Council**  
**Monday, December 4, 2023 at 6:00 PM**  
**8150 Barbara Ave, Inver Grove Heights, MN 55077**

## **AGENDA**

**NOTICE TO RESIDENTS:** Individuals may submit written public comments in advance of the meeting by emailing comments to Rebecca Kiernan ([rkiernan@ighmn.gov](mailto:rkiernan@ighmn.gov)). Comments received prior to 4:00 p.m. on Monday, December 4, 2023, will be provided to the Council at or before the December 4, 2023 meeting.

1. **Call to Order**
2. **Roll Call**
3. **Regular Business**
  - A. Authorization to Enter into Contract with Kennedy & Graven for Civil Legal Services
4. **Public Hearing**
  - A. Proposed 2024 Budget & Tax Levy
5. **Discussion Items**
  - A. Possible Submission of a second Staffing for Adequate Fire & Emergency Response (SAFER) Grant Application
  - B. Closure of Union Cemetery to Additional Lot Sales
  - C. Discussion of Procedure for Nomination and Award of the City's Commemorative Coin
  - D. Swing Bridge Lighting & Public Boat Launch Update
6. **Mayor and Council Comments**
7. **Adjourn**

This document is available upon a three (3) business day request in alternate formats such as braille, large print, audio recording, etc. Please contact Rebecca Kiernan, City Clerk, at 651.450.2513 or [rkiernan@ighmn.gov](mailto:rkiernan@ighmn.gov).





## Request for Council Action

---

**SUBJECT:** **Authorization to Enter into Contract with Kennedy & Graven for Civil Legal Services**

**MEETING DATE:** December 4, 2023  
**ITEM TYPE:** Regular Business  
**CONTACT:** Kris Wilson, City Administrator, 651.450.2511

---

### **ACTION REQUESTED**

The Council is asked to authorize the appropriate officials to enter into the attached contract with the law firm of Kennedy & Graven Chartered for civil legal services and to sign the attached termination of services agreement with Levander, Gillen & Miller.

### **BACKGROUND**

Current City Attorney Bridget McCauley Nason has decided to move from the law firm of Levander, Gillen & Miller to the law firm of Kennedy & Graven, which also specializes in representing municipal clients. At its November 27 meeting, the Council directed staff to develop a contract with Kennedy & Graven that will allow for the City to continue to be represented by Ms. Nason. That contract, which mirrors the City's previous contract with Levander, Gillen & Miller, is attached.

The contract will cover the time period of December 1, 2023 through December 31, 2025. The City would then conduct a formal Request for Proposals (RFP) process in the second half of 2025 to select its legal counsel for 2026 and beyond.

Also attached is a termination of services agreement with Levander, Gillen & Miller, which requires the Mayor's signature.

### **FISCAL IMPACT**

The rates charged to the City per hour will be the same in the new contract as called for under the current contract for 2024 and 2025.

### **RECOMMENDATION**

Staff recommends that the appropriate officials be authorized to enter into the attached contract for Civil Legal Services with Kennedy & Graven Chartered and to sign the attached termination of services agreement with Levander, Gillen & Miller.

### **ATTACHMENTS**

1. Dec 2023 to Dec 2025 Civil Legal Services Contract with Kennedy & Graven
2. Termination agreement with Levander Gillen & Miller (Dec 2023)

**CITY OF INVER GROVE HEIGHTS  
KENNEDY & GRAVEN, CHARTERED  
CIVIL LEGAL SERVICES AGREEMENT**

This Civil Legal Services Agreement (“Agreement”) made this 1<sup>ST</sup> day of December, 2023, by and between the City of Inver Grove Heights (“City”), a Minnesota municipal corporation, and Kennedy & Graven, Chartered (“Kennedy & Graven”), a Minnesota professional corporation.

**RECITALS**

- A. City has selected Kennedy & Graven to serve as the law firm to provide Civil Legal Representation for the City, including the Inver Grove Heights Economic Development Authority (“EDA”).
- B. City and Kennedy & Graven desire to embody their understanding in this Agreement in order to memorialize their agreement on such matters as scope of work and fee arrangements.

**I. DEFINITIONS**

A. **Civil Legal Representation** shall mean representation on all legal matters not involving Criminal Prosecution, civil forfeiture matters when required by statute to be handled by the City’s prosecuting attorney, or Specialty Services. Civil Legal Representation shall include but not be limited to:

- Provide general legal advice, consultation and opinions to the City Council and staff.
- Attend regular Council Meetings. Attend meetings other than regular City Council Meetings when requested or when deemed advisable.
- Negotiate, draft and review contracts, ordinances, resolutions and other related documents.
- Assist with land use and property acquisition matters.
- Advise the City regarding employment law matters.
- Monitor pending and current State/Federal legislation and case law as appropriate.
- Represent the City in contested administrative proceedings.
- Provide pass-through legal services as described in Exhibit A.
- Provide non-routine legal services as described in Exhibit A.
- Provide public-improvement legal services as described in Exhibit A.

B. **Criminal Prosecution** shall mean those matters involving the enforcement of laws of the State of Minnesota or the ordinances of the City through the use of the criminal justice system.

C. **Specialty Services** shall mean those matters for which the City may from time to time elect to use the City's bond counsel, TIF counsel, or other special counsel. Examples of such special counsel matters would be bond approval, TIF agreements, collective bargaining/labor negotiation matters, employment law litigation, and matters or litigation where the League of Minnesota Cities has selected other legal counsel to represent the City.

## **II. SERVICES PROVIDED**

Kennedy & Graven shall provide Civil Legal Representation on behalf of the City during the term of this Agreement. In the event that Specialty Services are required, Kennedy & Graven will assist in the selection of special counsel if requested. Bridget Nason will be the principal responsible attorney for all Civil Legal Representation matters. Any of the shareholders of the firm will also be available when required, as well as associates of the firm.

The City shall pay Kennedy & Graven at the rates shown on Exhibit A for those hours worked for Civil Legal Representation. The City shall make payment to Kennedy & Graven within thirty (30) days of receipt of invoice.

## **III. FILES AND RECORDS**

Subject to the Data Retention Act, Kennedy & Graven will keep complete files and records for all matters handled for the City. Files may be stored electronically. An updated index of such files will be provided to the City upon request. Upon termination of this Agreement, all finished and unfinished documents and work papers shall become the property of the City.

Pursuant to Minnesota Statutes § 16C.05, Subd. 5, Kennedy & Graven agrees that the books, records, documents, and accounting procedures and practices of the Kennedy & Graven, that are relevant to the contract or transaction, are subject to examination by the City and either the legislative auditor or the state auditor, as appropriate, for a minimum of six years. Kennedy & Graven shall maintain such records for a minimum of six years after final payment.

Pursuant to the provisions of Minn. Stat. § 13.05, subd. 11, all data created, collected, received, stored, used, maintained, or disseminated by Kennedy & Graven in performing legal services on behalf of the City is subject to the requirements of Minnesota Statutes, Chapter 13, and Kennedy & Graven shall comply with the requirements of Minnesota Statutes Chapter 13 as if it were a government entity. All data supplied to Kennedy & Graven shall be administered consistent with the provisions of Minnesota Statutes Chapter 13 and data on individuals shall be maintained according to the statutory provisions applicable to the data.

## **IV. FEES, CHARGES AND BILLING**

Kennedy & Graven will record all time spent on all matters covered by this Agreement. Billings shall be on a monthly basis. Time shall be billed at the rates detailed in Exhibit A to this Agreement.

**V. INSURANCE**

Kennedy & Graven agrees that at all times during the term of this Agreement, it will maintain in force lawyers professional liability insurance with a coverage amount of not less than \$2 million dollars (\$2,000,000.00) per claim, \$5 million dollars (\$5,000,000.00) aggregate. Kennedy & Graven shall provide the City with a copy of the Certificate of Insurance showing all of the coverages carried by Kennedy & Graven upon request by the City.

**VI. TERM**

This Agreement shall begin on December 1, 2023 and shall terminate on December 31, 2025. This Agreement may be renewed thereafter or amended upon mutual agreement of the parties. Either party may terminate this Agreement upon 60 days written notice to the other, with or without cause.

This Agreement is executed by the following authorized representatives of the parties hereto:

**Kennedy & Graven, Chartered.**

**City of Inver Grove Heights**

By: \_\_\_\_\_  
Bridget Nason  
Shareholder

By: \_\_\_\_\_  
Brenda Dietrich  
Mayor

Attest: \_\_\_\_\_  
Rebecca Kiernan  
City Clerk

**Exhibit A**

The following are the hourly billing rates for the term of this Agreement.

		<b>2023</b>	<b>2024</b>	<b>2025</b>
<b>Routine Legal Services (All work identified in the Agreement is Routine Legal Services unless indicated below.)</b>	Attorney	\$140	\$150	\$160
	Paralegal	\$95	\$100	\$110
<b>Pass-Through (Pass-through legal rates are billed for the following matters: where the City is reimbursed by a developer, landowner, or other third party.)</b>	Attorney	\$245	\$255	\$265
	Paralegal	\$130	\$140	\$150
<b>Public Improvement (Public improvement projects, excluding Non-Routine Legal Services.)</b>	Attorney	\$145	\$155	\$165
	Paralegal	\$95	\$105	\$115
<b>Non-Routine Legal Services (All litigation, contested administrative proceedings, condemnation, appellate work, easement and fee title acquisition work, or real property sale and title clearance matters.)</b>	Attorney	\$225	\$235	\$245
	Paralegal	\$125	\$130	\$135

Photocopying/color copies	\$ .20/page
Westlaw/Lexis Nexus Legal Research	No Charge
Mileage (To and From City Hall)	No Charge
Mileage Reimbursement	Applicable IRS approved rate

All time will be billed in minimum increments of one-tenth (.1) hour.

There are also various categories of advances and charges that Kennedy & Graven will periodically incur on behalf of the City, e.g. filing fees, expert witness fees, court reporter fees, survey fees, title commitment fees and recording fees, that will be billed at cost in addition to the above fees and charges.

Kennedy & Graven agrees that the above fee structure shall remain in effect from December 1, 2023 through December 31, 2025.

**TERMINATION OF  
LEGAL SERVICES AGREEMENT**

**WHEREAS**, City of Inver Grove Heights (City) and LeVander, Gillen & Miller, PA (LeVander) are parties to that City of Inver Grove Heights LeVander, Gillen & Miller, PA Civil Legal Services Agreement dated December 6, 2021 (Legal Services Agreement); and

**WHEREAS**, City has decided to enter into a contract with Kennedy & Graven to provide civil legal services to the City; and

**WHEREAS**, City and LeVander desire to memorialize the termination of the existing Legal Services Agreement between the City and LeVander.

**NOW THEREFORE**, the parties mutually agree as follows:


1. The existing Legal Services Agreement between the City of Inver Grove Heights and LeVander, Gillen & Miller, PA, shall be terminated upon approval by the Inver Grove Heights City Council of a legal services agreement with Kennedy & Graven on December 4, 2023.
2. LeVander work with the City Staff to transfer all City files, including electronic and paper files, to Kennedy & Graven following termination of the Legal Services Agreement, unless instructed otherwise.

**IN WITNESS WHEREOF**, the City and LeVander have caused this Agreement to be executed by their duly authorized representatives as of the day and year first above written.

**CITY OF INVER GROVE HEIGHTS**

**LeVANDER, GILLEN & MILLER, PA**

By: \_\_\_\_\_  
Brenda Dietrich  
Its: Mayor

By:  \_\_\_\_\_  
Korine Land, Vice President

By: \_\_\_\_\_  
Rebecca Kiernan  
Its: City Clerk



## Request for Council Action

---

**SUBJECT:**        **Proposed 2024 Budget & Tax Levy**

**MEETING DATE:**    December 4, 2023  
**ITEM TYPE:**        Public Hearing  
**CONTACT:**         Amy Hove, Finance Director, 651.450.2521

---

### **ACTION REQUESTED**

The Council is asked to receive an overview of the City's 2024 Budget & Tax Levy and then take public comment.

### **BACKGROUND**

At its September 11 meeting, the City Council adopted the 2024 preliminary levy and governmental fund budgets. The 2024 preliminary levy was set at \$32,741,394 and a preliminary budget was adopted for the General Fund.

Since then, budgets have been further refined and the Council has reviewed all remaining fund budgets. There have been budget reductions to offset an increased city contribution towards the family and single-plus-one health insurance premiums plus adjustments needed for long-term disability premiums. In total, there are 26 individual fund budgets that make up a total proposed city expenditure budget for 2024 of \$90,084,381.

At present, the proposed levy remains at \$32,741,394. Proposed tax notices were mailed by Dakota County in mid-November and offered residents an estimate of their 2024 property tax bill based on the city's proposed levy. In that notice, residents were also provided with the meeting details for this Council meeting. Sometimes referred to as the City's "Truth-in-Taxation" meeting, the purpose is to offer another opportunity for the public to voice questions, concerns or general thoughts on the 2024 budget and tax levy.

Staff will provide an overview of the 2024 budget and proposed tax levy and then the public should be invited to comment. Final levy and budget approvals will be requested at the December 11 meeting.

### **FISCAL IMPACT**

### **RECOMMENDATION**

### **ATTACHMENTS**

1. Presentation
2. 2024 Budget Book-DRAFT

# 2024 Budget & Tax Levies (Truth in Taxation Meeting)

December 4, 2023 at 6pm



# 2024 Budget Calendar - Recap

- June thru September - Various meeting and work sessions to discuss the General Fund budget and preliminary tax levies
- September 11, 2023 - Council adopts preliminary 2024 general fund budget and tax levies
- October & November - Work sessions to review additional budgets (enterprise funds, internal service funds)
- Week of November 13, 2023 - Dakota County mails out Proposed Tax Notices (2024 tax estimates based on proposed tax levies)
- **December 4, 2023 - Public meeting to discuss 2024 budgets and tax levies (also referred to as Truth in Taxation Meeting)**
  - **Public invited to comment**
- December 11, 2023 - Council to approve final 2024 budgets and tax levies

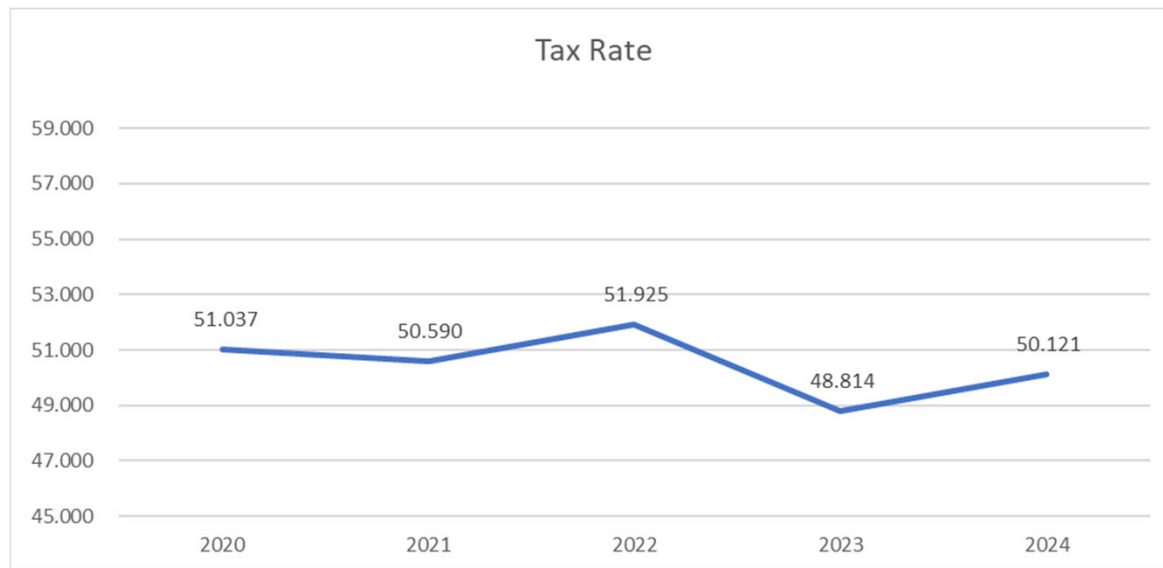
# Factors that impact Property Taxes for Inver Grove Heights Residents

- Market Value & Tax Capacity
- Property Classifications
  - Residential: Homestead or Non-Homestead
  - Agricultural
  - Commercial/Industrial
- Taxing Jurisdictions
  - State
  - County
  - ➔ • **City-Levy & Special Assessments**
  - School
  - Other Special Taxing Districts

# Citywide Tax Levy by Fund

Fund	2021	2022	2023	2024	% Change
General Fund	\$ 21,006,200	\$ 22,916,070	\$ 24,856,311	\$ 26,971,103	8.5%
General Fund-Tax Abatement			33,000	182,880	454.2%
Pavement Management	2,250,000	2,550,000	2,900,000	3,045,000	5.0%
Debt Service	2,867,158	2,519,316	2,545,484	2,542,411	-0.1%
Total Levy	\$ 26,123,358	\$ 27,985,386	\$ 30,334,795	\$ 32,741,394	7.9%

- The City is only one of the Taxing Districts that affect your property taxes
- The City's current budget draft reflects an 7.9% increase to the tax levy for 2024 (an increase of \$2,406,599)
- The City's current budget draft reflects an estimated city tax rate of 50.121% for 2024
- Market values citywide increased by 5.3%, the largest areas were Industrial (20.65%) and Rural vacant land (19.6%); Residential values rose by 3.75%



# Inver Grove Heights Tax Levy

# Levy Impact on Median Valued Residential Property

Proposed 2024 Tax Levy	\$ 32,741,394
Increase (%)	7.9%
Change in Tax Rate	2.68%
2024 Median Valued Property *	\$ 342,800
Estimated change in City Taxes (for median property)	\$75.37

\* In 2023, the median valued property was valued at \$336,900

# 2024 Budget Summary

Fund	Expenditures & Transfers	% Supported by Tax Levy
General Fund	\$ 33,120,880	82%
Convention & Visitor's Bureau	212,500	0%
Community Center Funds	4,563,495	0%
Host Community	3,543,206	0%
EDA	213,515	79%
Debt Service Funds	2,776,966	92%
PMP-Local Streets	15,930,757	19%
PMP-Partnership Projects	250,000	0%
Water Funds	10,517,209	0%
Sewer Funds	7,075,039	0%
Storm Water Funds	1,663,505	0%
Inver Wood Golf Course	3,123,553	0%

*Includes transfers to Parks/EDA*

★ *Expenditure budgets include planned use of prior year fund balances so 2024 percentages will reflect a lower than average % tax levy support*

# 2024 General Fund Budget

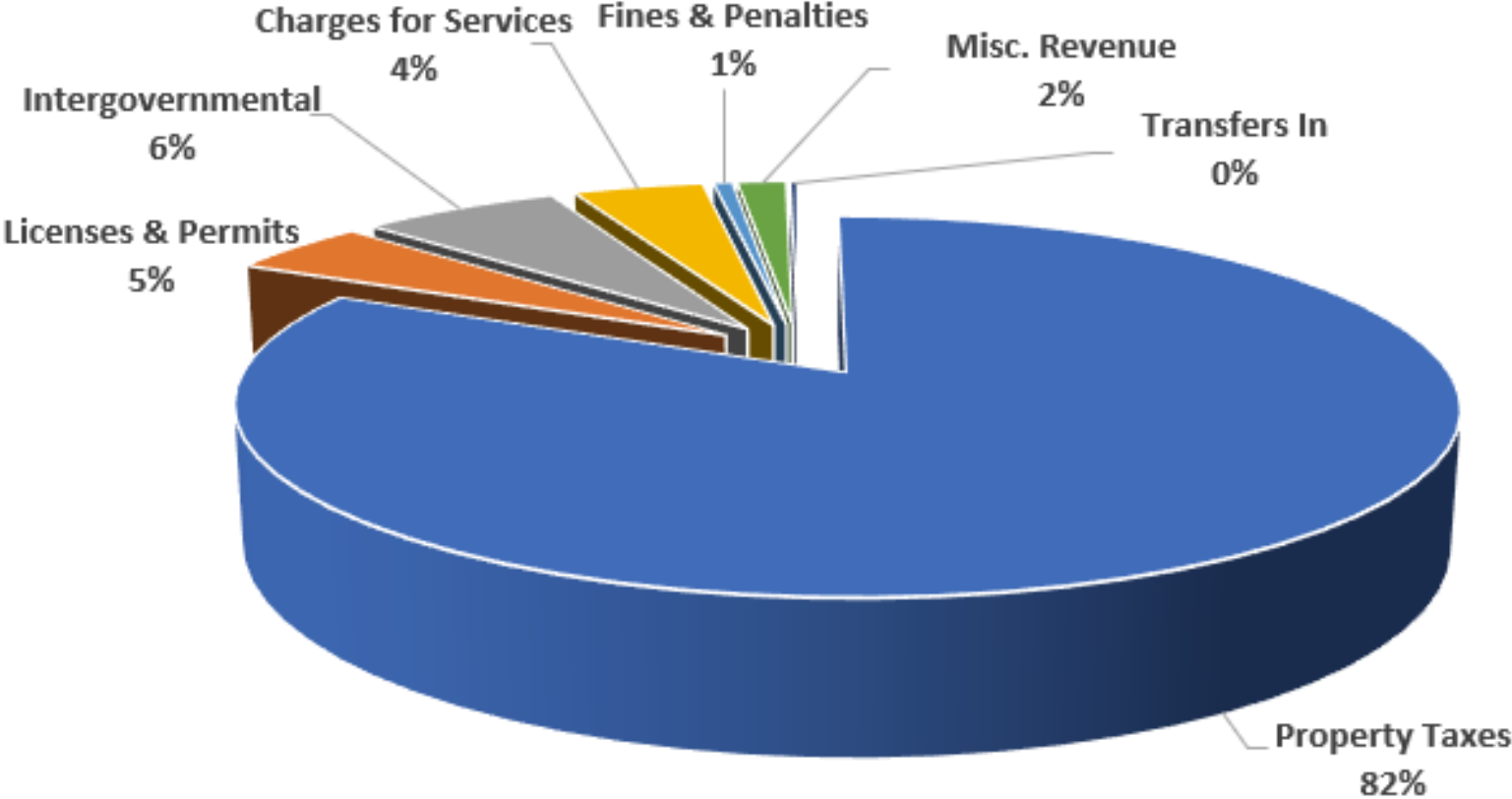
## Revenue by Category (Source of Funds)

2023 Amended Budget	2024 Total Budget
---------------------	-------------------

**REVENUE BY CATEGORY**

Property Taxes	24,969,311	27,238,983
Licenses & Permits	1,722,300	1,528,080
Intergovernmental	2,018,606	2,142,257
Charges for Services	1,469,500	1,407,410
Fines & Penalties	180,000	201,000
Misc. Revenue	386,000	525,650
Transfers In	77,500	77,500
<b>Total Revenues</b>	<b>30,823,217</b>	<b>33,120,880</b>

# 2024 General Fund Budget Revenue by Category (Source of Funds)

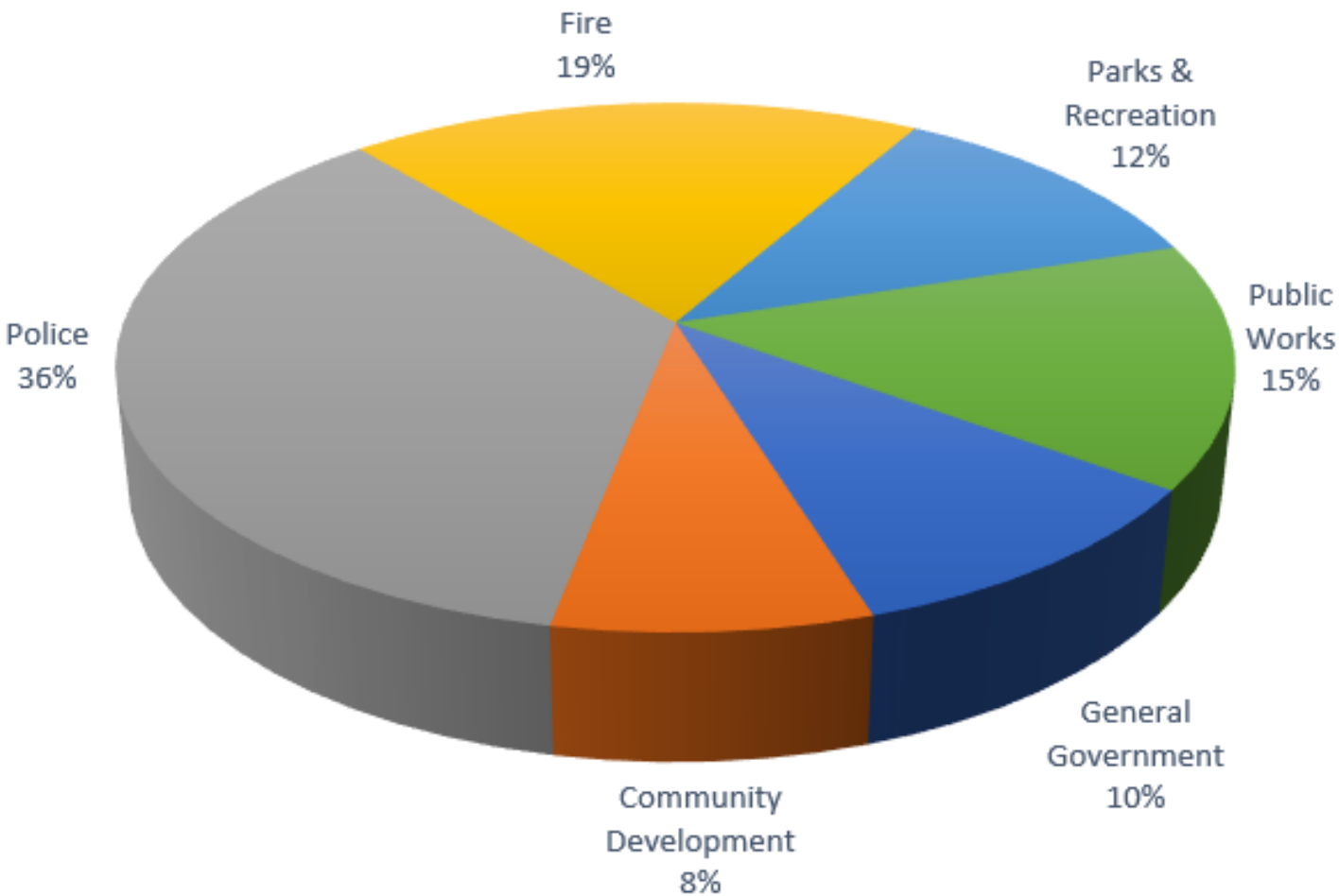


# 2024 General Fund - Expense by Department

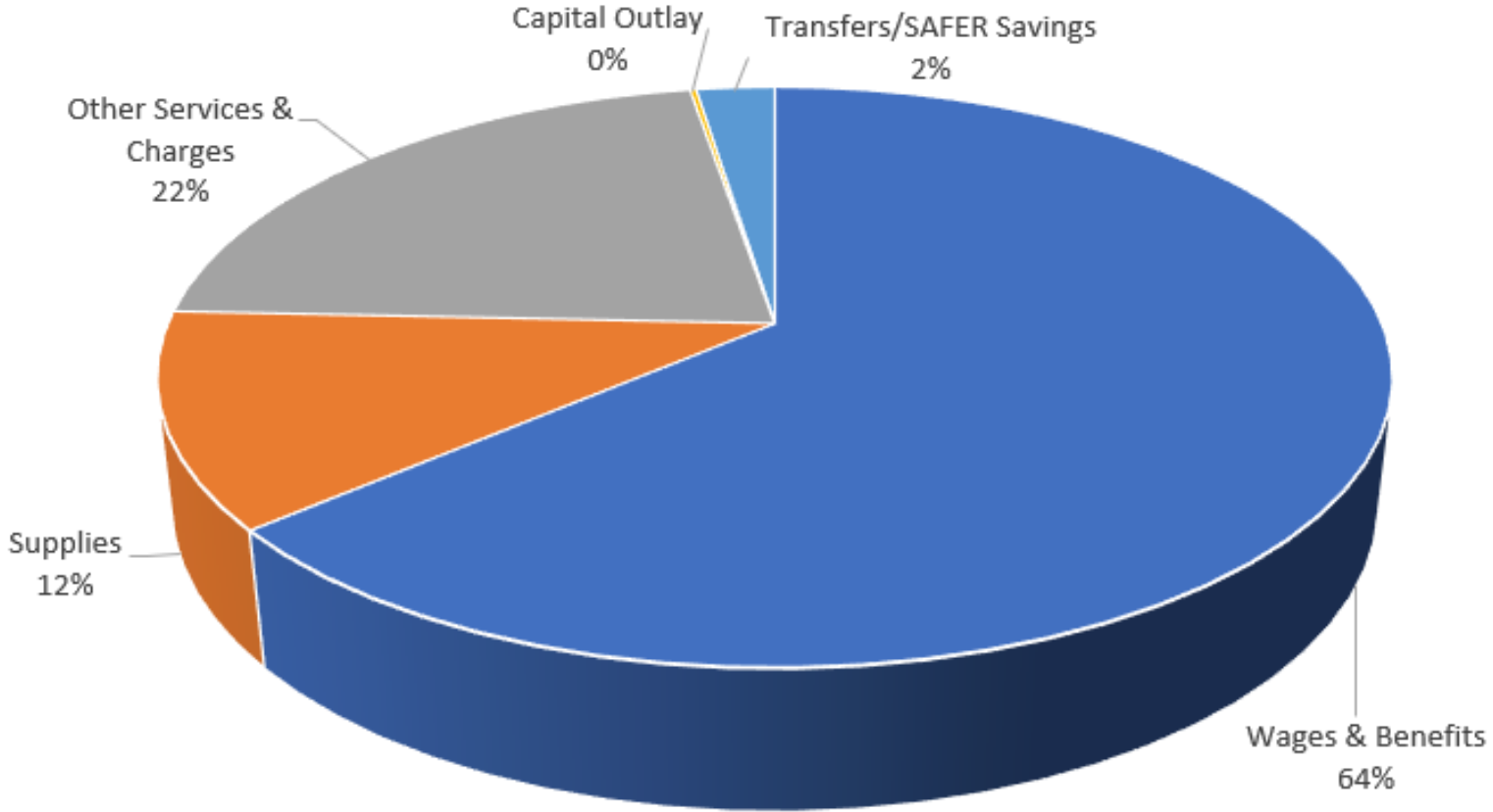
	2023 Amended Budget	2024 Total Budget
Mayor-Council	260,750	331,925
Administration	311,360	324,600
Human Resources	411,990	427,100
City Clerk	403,235	403,925
Elections	107,600	189,703
Communications	445,670	398,362
Finance	1,192,890	1,284,085
Community Development	477,700	506,775
Planning	445,296	415,000
Inspections	1,309,000	1,337,700
Police	11,205,923	11,846,756
Fire	5,892,599	6,464,364
Public Works	245,850	-
Engineering	1,361,325	1,372,195
Street Maintenance	3,316,200	3,385,760
Street Lighting	190,000	199,000
Parks	2,568,561	2,791,300
Recreation	639,424	774,935
Tax Abatement	33,000	182,880
Transfers Out	443,600	484,515
<b>Total Expenses</b>	<b>\$ 31,261,973</b>	<b>\$ 33,120,880</b>

In 2024, department budget reallocated to other Public Works division budgets: Engineering, Streets, Utilities

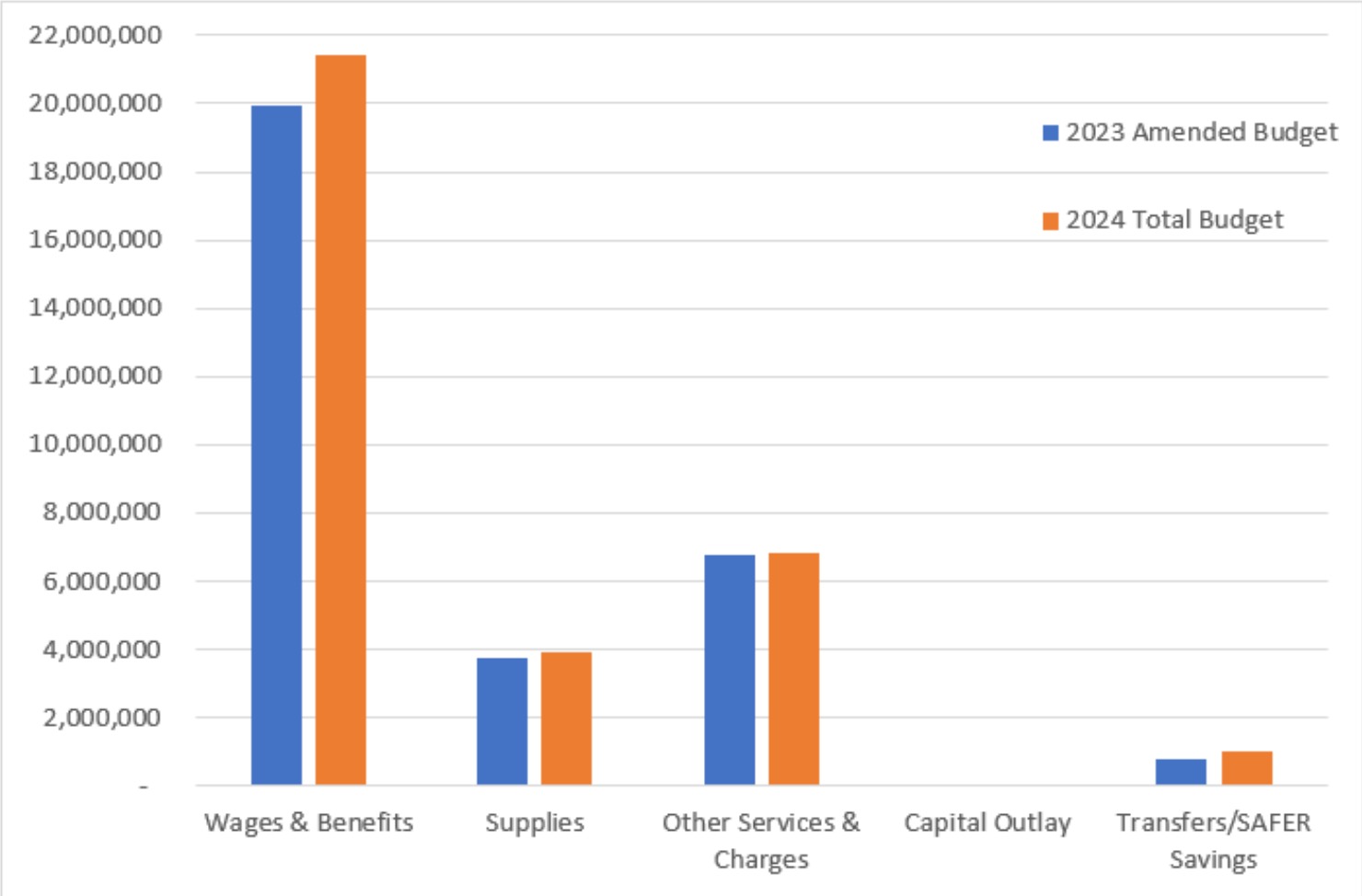
# 2024 General Fund - Expense by Function



# 2024 General Fund - Expense by Category



# 2024 General Fund - Expense by Category Comparison to 2023



# 2024 Budget Investments

- Existing personnel
  - 3% general wage increase
  - 10.53% increase to health insurance (HSA Plan) and 9.67% to health insurance (HRA Plan)
  - Increase to city's contribution for family and single+one health insurance plans
  - Update to long-term disability rates

# 2024 Budget Investments

- Improved public safety
  - Hire additional Assistant Fire Chief for Fire Department
  - \$75,000 towards the expansion of mental health and physical health support services for Police & Fire
- SAFER Savings Plan - an additional \$200,000 (total of \$525,000) on 2024 levy to prepare for end of grant funding
  - Costs of 9 new firefighters scheduled to be fully supported by the tax levy in 2028

# 2024 Budget Investments

- Improved maintenance and support of city infrastructure
  - Hire Utility Billing Coordinator in Finance Department
  - Hire additional Streets Maintenance Worker
  - Hire additional Parks Maintenance Worker
  - Added \$50,000 into Parks budget for Emerald Ash Borer (EAB) - will continue to be an annual expense
  - Continued investment in Pavement Management Program
    - Budget includes additional \$145,000 (5% increase) from the levy towards this program; total 2024 tax levy investment of \$3,045,000

# Storm Water Special Taxing District Levy

- Established under M.S. 444
- Used to fund trunk storm sewer improvements installed in conjunction with the 70<sup>th</sup> Street East Reconstruction Project from Cahill Avenue to Concord Blvd (City Project 2001-02)
  - Babcock Trail
  - South Grove
  - 70<sup>th</sup> Street
- Contains approximately 3,000 parcels
- 10-Year Term (2018-2027)
- \$79,394 annually

# 2024 Budget – Final Steps at Meeting

- Public Input
- Council direction for December 11
  - Final Citywide Levy
  - Final Special Taxing District Levy
  - Expenditure Budgets



**CITY ADMINISTRATION**

8150 Barbara Avenue  
Inver Grove Heights, MN 55077  
651-450-2500

**COMMUNITY DEVELOPMENT**

8150 Barbara Avenue  
Inver Grove Heights, MN 55077  
651-450-2545

**FINANCE DEPARTMENT**

8150 Barbara Avenue  
Inver Grove Heights, MN 55077  
651-450-2519

**FIRE DEPARTMENT**

9200 Courthouse Boulevard  
Inver Grove Heights, MN 55077  
651-455-5082

**PARKS & RECREATION**

8055 Barbara Avenue  
Inver Grove Heights, MN 55077  
651-450-2585

**POLICE DEPARTMENT**

8150 Barbara Avenue  
Inver Grove Heights, MN 55077  
651-450-2525

**PUBLIC WORKS DEPARTMENT**

8168 Barbara Avenue  
Inver Grove Heights, MN 55077  
ENGINEERING: 651-450-2570  
STREETS & UTILITIES: 651-450-4309

[www.ighmn.gov](http://www.ighmn.gov)



Minnesota  
**GreenStep Cities**





# 2024 Annual Budget



Adopted by Inver Grove Heights City Council  
December 11, 2023

DRAFT

**CITY OF INVER GROVE HEIGHTS  
2024 BUDGET**

**TABLE OF CONTENTS**

**Budget Exhibits**

Exhibit A - Budget Calendar	1
Exhibit B - Budget Summary-All Funds	2
Exhibit C - Tax Levies	3
Exhibit D - Tax Rate Comparisons	4
Exhibit E - Market Value & Net Tax Capacity Comparisons	5
Exhibit F - Authorized Staffing Levels for Benefits-Eligible Positions	6

**General Fund**

Revenue & Expenditure Summaries	8
Expenditures	
Mayor and City Council	17
Administration	20
Human Resources	23
City Clerk	26
Elections	29
Communications	32
Finance	35
Community Development	38
Planning	42
Inspections	45
Police	48
Fire	52
Public Works	57
Engineering	60
Street Maintenance	63
Street Lighting	66
Parks	68
Recreation	72
Tax Abatement	80
Transfers	82

**Special Revenue Funds**

Convention & Visitors Bureau	84
Community Center Operating	88
Community Center Capital	107
Host Community Fund	108
EDA Operating	113

**Debt Service Funds (G.O. Debt)**

118

**Capital Project Funds**

PMP-Local Streets	124
PMP-Partnership Projects	129

**Enterprise Funds**

Water Operating	133
Water Capital	140
Sewer Operating	141
Sewer Capital	147
Storm Water Operating	148
Storm Water Capital	153
Storm Water Capital - NWA	154
Inver Wood Golf Course	155

**Internal Service Funds**

Risk Management	171
Central Equipment	176
City Facilities	182
Technology	188

**Budget & Tax Levy Resolutions**

189

DRAFT

**CITY OF INVER GROVE HEIGHTS  
2024 BUDGET CALENDAR**

July 17, 2023	Budget Work Session Presentation of Proposed 5-Year Capital Improvement Plan
July 31, 2023	Budget Work Session Introduction of General Fund Budget and Tax Levy
August 21, 2023	Special Council Meeting Budget Review: Host Community Fund, Economic Development Authority, Debt Service, Pavement Management - Local Streets & Partnership Projects
September 5, 2023	Budget Work Session Review of General Fund and Tax Levy, City Administrator Recommendations
<b>September 11, 2023</b>	<b>Regular Council Meeting Adopt 2024 Proposed General Fund Budget &amp; Preliminary Tax Levies</b>
September 25, 2023	Regular Council Meeting Budget Review: Community Center Operating & Capital
October 2, 2023	Deadline to Adopt Proposed Property Tax Levies and Certify to Dakota County
October 2, 2023	Budget Work Session Utility Fund Operating & Capital Budgets (Water, Sewer, Storm Water)
October 9, 2023	Regular Council Meeting Budget Review: Inver Wood Golf Course
November 6, 2023	Budget Work Session Convention & Visitor's Bureau Internal Service Funds: Technology, Risk Management, Central Equip, City Facilities Additional discussion on 2024 proposed staffing additions
November 11 - 24, 2023	Dakota County delivers 2024 Proposed Property Tax Notice to each taxpayer provides attendance details regarding the city's Truth in Taxation Meeting
November 13, 2023	Regular Council Meeting Council adoption of 5-Year Capital Improvement Plan (2024-2028)
<b>December 4, 2023</b>	<b>Truth in Taxation Meeting (Budget Work Session) Statutorily required public meeting for public input on the City's proposed budget and tax levy</b>
<b>December 11, 2023</b>	<b>Regular Council Meeting Adopt 2024 Final Budgets &amp; Tax Levies</b>

D

DRAFT

**CITY OF INVER GROVE HEIGHTS  
2024 BUDGET SUMMARY - ALL FUNDS**

Fund #	Fund	Operating Revenues	Property Tax Levy	Expenditures & Transfers	Net
101	General Fund	\$ 5,966,897	\$ 27,153,983	\$ 33,120,880	\$ -

**Special Revenue Funds**

201	Convention & Visitor's Bureau	212,500	-	212,500	-
205	Community Center Operating	4,050,595	-	4,050,595	-
206	Community Center Capital	700,000	-	512,900	187,100
270	Host Community Fund	2,487,089	-	3,543,206	(1,056,117)
290	Economic Development Authority	172,515	-	213,515	(41,000)

**Debt Service Funds**

365	2015A G.O. Improvement Bonds	27,250	633,210	654,400	6,060
367	2016A G.O. Improvement Bonds	5,000	718,292	677,013	46,279
369	2017B G.O. Improvement Bonds	46,350	262,882	322,238	(13,006)
392	2018A G.O. Improvement Bonds	2,500	739,552	694,710	47,342
393	2019A G.O. Improvement Bonds	750	188,475	177,100	12,125
394	2020A G.O. Improvement Bonds Levy replaced by a \$177,250 Transfer In from the Closed Bond Fund	221,750	-	251,505	(29,755)

**Capital Project Funds**

440	PMP-Local Streets	16,323,701	3,045,000	15,930,757	3,437,944
441	PMP-Partnership Projects	250,000	-	250,000	-

**Enterprise Funds**

510	Water Operating	3,950,475	-	4,075,370	(124,895)
511	Water Capital	7,129,500	-	6,441,839	687,661
520	Sewer Operating	4,694,125	-	4,574,320	119,805
521	Sewer Capital	1,455,000	-	2,500,719	(1,045,719)
530	Storm Water Operating	1,046,015	-	1,000,280	45,735
531	Storm Water Capital	1,399,235	-	613,225	786,010
533	Storm Water Capital-NWA	230,000	-	50,000	180,000
550	Inver Wood Golf Course	2,715,700	-	3,123,553	(407,853)

**Internal Service Funds**

602	Risk Management	1,278,600	-	1,393,900	(115,300)
603	Central Equipment	3,358,400	-	2,846,500	511,900
605	City Facilities	1,251,195	-	1,447,450	(196,255)
606	Technology	1,281,900	-	1,405,906	(124,006)

Total Budget		\$ 60,257,042	\$ 32,741,394	\$ 90,084,381	\$ 2,914,055
--------------	--	---------------	---------------	---------------	--------------

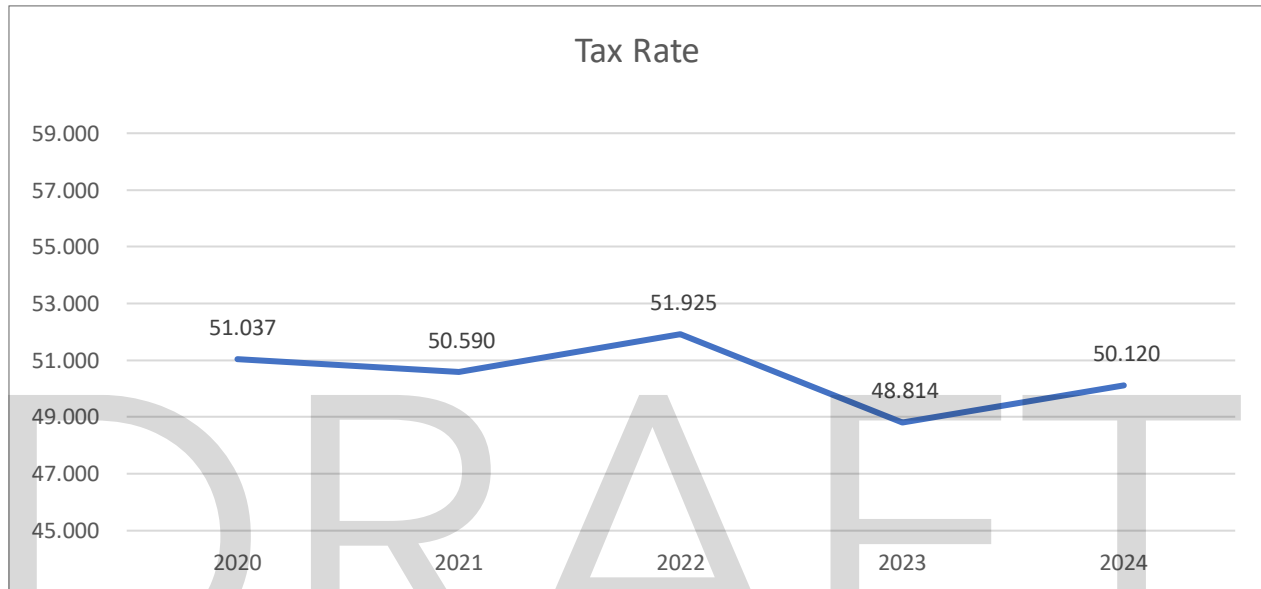
**CITY OF INVER GROVE HEIGHTS  
2024 BUDGET  
TAX LEVIES**

		2021	2022	2023	2024	2023 Levy vs. 2024 Levy	
		Adopted	Adopted	Adopted	Adopted	\$ Change	% Change
<u>Operating Levies</u>							
Fund 101	General Fund	\$21,006,200	\$22,916,070	\$24,856,311	\$26,971,103	\$ 2,114,792	8.5%
Fund 101	Tax Abatement	-	-	33,000	182,880	149,880	454.2%
Fund 440	Pavement Management Fund *	2,250,000	2,550,000	2,900,000	3,045,000	145,000	5.0%
	<b>Total Operating Levies</b>	<b>\$23,256,200</b>	<b>\$25,466,070</b>	<b>\$27,789,311</b>	<b>\$30,198,983</b>	<b>\$ 2,409,672</b>	<b>8.7%</b>
		<i>* Prior to 2021 Pavement Management was included in the General Fund</i>					
<u>Debt Levies</u>							
Various	City Share of Special Assessments	\$ 205,108	\$ -	\$ -	\$ -	\$ -	0.0%
Fund 355	2010B G.O. Improvement Bonds	177,250	-	-	-	-	0.0%
Fund 394	2020A G.O. Refunding Bonds		177,250	177,250	177,250	-	n/a
	<i>Replaces 2010B G.O. Improvement Bonds</i>		(177,250)	(177,250)	(177,250)	-	n/a
	<i>Use Closed Bond Funds in lieu of tax levy</i>						
Fund 365	2015A G.O. Improvement Bonds	638,972	635,669	637,301	633,210	(4,091)	-0.6%
Fund 367	2016A G.O. Improvement Bonds	656,289	695,874	718,134	718,292	158	0.0%
Fund 369	2017B G.O. Improvement Bonds	263,140	263,211	263,125	262,882	(243)	-0.1%
Fund 392	2018A G.O. Improvement Bonds	735,614	737,977	739,289	739,552	263	0.0%
Fund 393	2019A G.O. Improvement Bonds	190,785	186,585	187,635	188,475	840	0.4%
	<b>Total Debt Levies</b>	<b>\$ 2,867,158</b>	<b>\$ 2,519,316</b>	<b>\$ 2,545,484</b>	<b>\$ 2,542,411</b>	<b>\$ (3,073)</b>	<b>-0.1%</b>
	<b>% of Citywide Levy</b>	<b>11%</b>	<b>9%</b>	<b>8%</b>	<b>8%</b>		
	<b>Total Citywide Levies</b>	<b>\$26,123,358</b>	<b>\$27,985,386</b>	<b>\$30,334,795</b>	<b>\$32,741,394</b>	<b>\$ 2,406,599</b>	<b>7.9%</b>
<u>Watershed Mgmt Tax District Levies</u>							
Fund 421	70th Street Reconstruction from Cahill Avenue to Concord Blvd (10 Year Term, 2018-2027)						
	Babcock Trail	\$ 22,230	\$ 22,230	\$ 22,230	\$ 22,230	\$ -	0.0%
	South Grove	41,285	41,285	41,285	41,285	-	0.0%
	70th Street	15,879	15,879	15,879	15,879	-	0.0%
	<b>Total Tax District Levies</b>	<b>\$ 79,394</b>	<b>\$ 79,394</b>	<b>\$ 79,394</b>	<b>\$ 79,394</b>	<b>\$ -</b>	<b>0.0%</b>
	<b>Total - All Levies</b>	<b>\$26,202,752</b>	<b>\$28,064,780</b>	<b>\$30,414,189</b>	<b>\$32,820,788</b>	<b>\$ 2,406,599</b>	<b>7.9%</b>

DRAFT

**CITY OF INVER GROVE HEIGHTS  
2024 BUDGET  
CITY TAX CAPACITY RATE COMPARISONS**

	Final Pay 2021	Final Pay 2022	Final Pay 2023	Final Pay 2024
Total Tax Capacity	\$ 50,298,038	\$ 52,732,994	\$ 60,444,024	\$ 64,087,581
Less: Tax Increment	(23,706)	(24,697)	-	-
Less: Fiscal Disparities				
Contribution Value	(4,241,579)	(4,599,982)	(4,571,924)	(4,842,870)
Net City Tax Capacity	<u>\$ 46,032,753</u>	<u>\$ 48,108,315</u>	<u>\$ 55,872,100</u>	<u>\$ 59,244,711</u>
Certified Tax Levy	26,123,358	27,985,386	30,334,795	32,741,394
Less: City-wide Fiscal				
Disparities Distribution	(2,835,204)	(3,013,715)	(3,061,474)	(3,048,233)
Local Tax Levy	<u>\$ 23,288,154</u>	<u>\$ 24,971,671</u>	<u>\$ 27,273,321</u>	<u>\$ 29,693,161</u>
City Tax Capacity Rate	0.50590	0.51925	0.48814	0.50120
Rate Increase (Decrease)	-0.0045	0.0133	-0.0311	0.0131
% Increase (Decrease) in Rate	-0.88%	2.64%	-5.99%	2.67%



**CITY OF INVER GROVE HEIGHTS  
2024 BUDGET  
MARKET VALUE AND NET TAX CAPACITY COMPARISONS**

**MARKET VALUE COMPARISON**

	Payable 2023	% of Total	Payable 2024	% of Total	\$ Change	% Change	New Construction	% Change w/o New Const.
Residential	4,076,225,164	77.87%	4,229,051,877	76.71%	152,826,713	3.75%	75,646,400	1.89%
Commercial	318,777,000	6.09%	348,496,200	6.32%	29,719,200	9.32%	2,247,000	8.62%
Industrial	184,301,800	3.52%	222,365,500	4.03%	38,063,700	20.65%	7,831,700	16.40%
Utility	79,522,100	1.52%	85,247,600	1.55%	5,725,500	7.20%	-	7.20%
Agricultural	18,582,337	0.35%	21,277,515	0.39%	2,695,178	14.50%	311,900	12.83%
Rural Vacant	14,471,400	0.28%	17,308,400	0.31%	2,837,000	19.60%	-	19.60%
Apartments	494,713,100	9.45%	539,452,700	9.78%	44,739,600	9.04%	29,329,500	3.11%
Railroads	21,625,500	0.41%	21,479,300	0.39%	(146,200)	-0.68%	-	-0.68%
Subtotal	5,208,218,401	99.49%	5,484,679,092	99.48%	276,460,691	5.31%	115,366,500	3.09%
Personal Property	26,684,600	0.51%	28,460,400	0.52%	1,775,800	6.65%	-	6.65%
	5,234,903,001	100.00%	5,513,139,492	100.00%	278,236,491	5.32%	115,366,500	3.11%

**NET TAX CAPACITY COMPARISON**

	Payable 2023	% of Total	Payable 2024	% of Total	\$ Change	% Change	New Construction	% Change w/o New Const.
Residential	41,796,050	69.15%	43,427,456	67.76%	1,631,406	3.90%	804,829	1.98%
Commercial	6,196,233	10.25%	6,791,594	10.60%	595,361	9.61%	44,940	8.88%
Industrial	3,640,246	6.02%	4,400,162	6.87%	759,916	20.88%	156,634	16.57%
Utility	1,589,692	2.63%	1,704,202	2.66%	114,510	7.20%	-	7.20%
Agricultural	168,884	0.28%	189,074	0.30%	20,190	11.95%	80	11.91%
Rural Vacant	136,007	0.23%	157,503	0.25%	21,496	15.81%	-	15.81%
Apartments	5,956,407	9.85%	6,424,505	10.02%	468,098	7.86%	326,425	2.38%
Railroads	432,510	0.72%	429,586	0.67%	(2,924)	-0.68%	-	-0.68%
Subtotal	59,916,029	99.13%	63,524,082	99.12%	3,608,053	6.02%	1,332,908	3.80%
Personal Property	527,995	0.87%	563,499	0.88%	35,504	6.72%	-	6.72%
	60,444,024	100.00%	64,087,581	100.00%	3,643,557	6.03%	1,332,908	3.82%

DRAFT

## 2024 Budget

### Authorized Staffing Levels for Benefit-Eligible Positions (183.3275 FTEs)

#### ADMINISTRATION - 14.1 FTE

##### Administration

City Administrator  
Office Support Staff (0.5 FTE)

##### City Clerk

City Clerk  
Deputy City Clerk  
Office Support II

##### Communications

Communications Manager  
Communication Specialist

##### Human Resources

Human Resources Manager  
Human Resources Coordinator (0.62 FTE)

##### Information Technology

Technology Manager  
Systems Administrator  
IT Specialist (2 FTEs)  
GIS Specialist  
GIS Technician II

#### FINANCE - 8.5 FTE

Finance Director  
Assistant Finance Director  
Sr. Accountant  
Utility Billing Coordinator  
Wage & Benefit Coordinator  
Sr Accounting Technician - Parks & Recreation  
Accounting Technician - Accounts Payable  
Accounting Technician - Utility Billing  
Accounting Technician - Accounts Rec. (0.5 FTE)

#### PUBLIC WORKS - 36 FTE

Public Works Director  
PW Support Specialist

##### Engineering

City Engineer  
Assistant City Engineer  
Graduate Civil Engineer  
Sr. Engineering Technician (2 FTEs)  
Engineering Technician (2 FTEs)  
Environmental Resources Technician  
Engineering Support Specialist

##### Streets

Street Superintendent  
Street Maintenance Lead Worker  
Street Maintenance Worker (8 FTEs)  
Sign Worker

##### Central Equipment

Lead Mechanic  
Mechanic (3 FTEs)

##### Utilities

Utilities Superintendent  
Water Plant Operator  
Utilities Maintenance Lead Worker  
Utilities Maintenance Worker (7 FTEs)

#### FIRE - 19 FTE

Fire Chief  
Deputy Fire Chief  
Assistant Fire Chief / Fire Marshal  
Assistant Fire Chief  
Fire Operations Supervisor  
Fire Inspector  
Administrative Support Specialist  
Captain (3 FTEs)  
Lieutenant (3 FTEs)  
Firefighter (6 FTEs)

\* All listed positions are 1 full-time employee unless otherwise noted.

\* Positions are listed in the department or division that aligns with reporting structure.

A few positions are budgeted across multiple departments or divisions.

**POLICE - 53 FTE (47 sworn + 6 civilian)**

Police Chief  
 Commander (2 FTEs)  
 Lieutenant (2 FTEs)  
 Sergeant (7 FTEs)  
 Police Officer (35 FTEs)  
     *K-9 Officer (1)*  
     *School Resource Officer (1)*  
     *Investigator (4)*  
     *Strategic Response Group (2)*  
     *Patrol (27)*

Police Admin Support Specialist  
 Support Services Supervisor  
 Office Support II (1 FTE)  
 Office Support I (3 FTEs)

**COMMUNITY DEVELOPMENT - 14.5375 FTE**

**Community Development**  
 Community Development Director  
 Com Dev Support Specialist  
 Environmental Specialist  
 Code Compliance Coordinator

**Planning**  
 City Planner  
 Associate Planner

**Inspections**  
 Chief Building Official  
 Sr Combination Inspector  
 Combination Inspector (3 FTEs)  
 Assistant to the Chief Building Official  
 Office Support II  
 Office Support I  
 Office Support I (0.5375 FTE)

**EDA**  
 Economic Development Specialist

**PARKS & RECREATION - 37.17 FTE**

Parks & Recreation Director  
 Communications Specialist (0.5 FTE)

**Parks**  
 Parks Superintendent  
 Park Maintenance Coordinator  
 Park Maintenance Worker (8 FTEs)

**Recreation & Community Center**  
 Recreation Superintendent  
 Guest Services Supervisor  
 Aquatics Coordinator  
 Fitness Coordinator  
 Recreation Coordinators (3 FTE)  
 Lead Customer Service Specialist (0.75 FTE)  
 Customer Service Specialist (1 FTE)  
 Customer Service Specialist (1 FTE-filled by two 0.5 employees)  
 VMCC Maintenance Workers (3 FTEs)  
 VMCC Operations Workers (3 FTEs)

**Golf Course**  
 Golf Clubhouse Superintendent  
 Golf Course Superintendent  
 Assistant Golf Course Superintendent  
 Golf Course Operations Coordinator  
 Golf Course Mechanic  
 Golf Course Technician (0.69 FTE)  
 Golf Course Cashiers (1.23 FTEs-two people @ 1,280 hr/year)

**City Facilities**  
 Operations & Maintenance Supervisor  
 Facilities Maintenance Worker  
 Custodian II





City of Inver Grove Heights

## 2024 Budget Book General Fund Summary

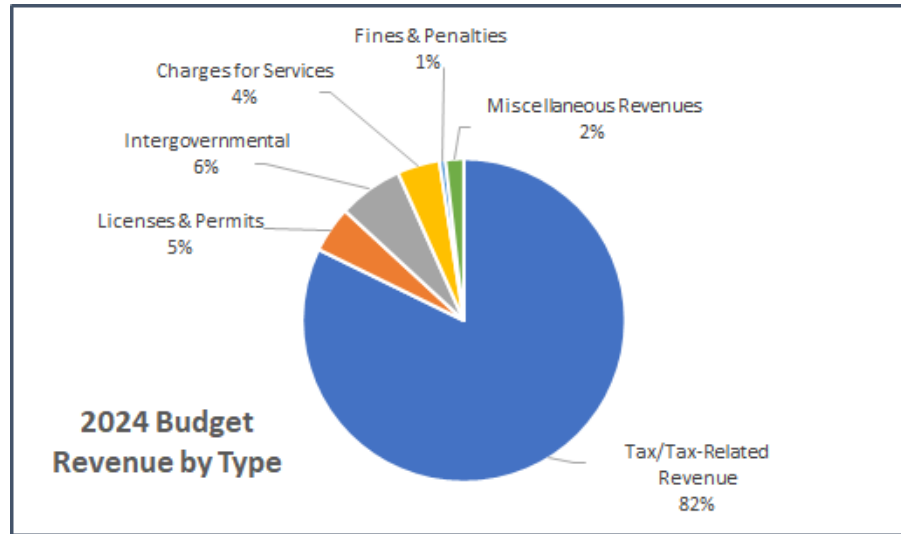
	2021	2022	2023	2023 YTD	2024
	Total Activity	Total Activity	Total Budget	10/31/2023	Budget
<b>REVENUE BY CATEGORY</b>					
310 - TAXES	21,080,274	22,981,793	24,969,311	13,449,559	27,238,983
320 - LICENSES AND PERMITS	1,939,133	1,820,742	1,722,300	1,309,373	1,528,080
330 - INTERGOVERNMENTAL	978,219	1,825,649	2,018,606	1,376,127	2,142,257
340 - CHARGES FOR SERVICES	1,117,315	1,445,615	1,469,500	1,247,325	1,407,410
350 - FINES AND PENALTIES	166,286	193,985	180,000	166,478	201,000
360 - MISCELLANEOUS REVENUES	349,151	121,161	384,500	411,536	524,150
370 - SPECIAL ASSESSMENTS	3,874	33,211	1,500	885	1,500
390 - OTHER FINANCING SOURCES	447,568	305,653	77,500	58,187	77,500
<b>Revenue Total:</b>	<b>26,081,820</b>	<b>28,727,811</b>	<b>30,823,217</b>	<b>18,019,468</b>	<b>33,120,880</b>
<b>EXPENSE BY CATEGORY</b>					
10 - WAGES & BENEFITS	16,445,424	18,825,048	19,963,165	15,076,771	21,408,755
30 - PROFESSIONAL / TECHNICAL SERVICES	1,057,368	1,011,081	1,191,381	821,754	1,101,400
40 - PURCHASED SERVICES PROPERTY/EQUIPMENT	4,432,570	4,706,767	4,494,861	3,750,683	4,615,770
50 - OTHER PURCHASED SERVICES	640,036	736,215	1,098,294	800,372	1,085,261
60 - SUPPLIES	946,361	1,126,694	2,173,910	1,790,301	2,124,439
70 - OTHER EXPENSES / EXPENDITURES	1,204,461	1,259,496	1,511,762	1,297,411	1,730,740
80 - CAPITAL OUTLAY	394,841	92,435	60,000	51,687	45,000
91 - OTHER	670,137	545,491	768,600	435,393	1,009,515
<b>Expenditure Total:</b>	<b>25,791,198</b>	<b>28,303,225</b>	<b>31,261,973</b>	<b>24,024,370</b>	<b>33,120,880</b>
<b>GENERAL FUND Surplus (Deficit)</b>	<b>290,622</b>	<b>424,585</b>	<b>(438,756)</b>	<b>(6,004,902)</b>	<b>-</b>

DRAFT



**REVENUE BY CATEGORY**

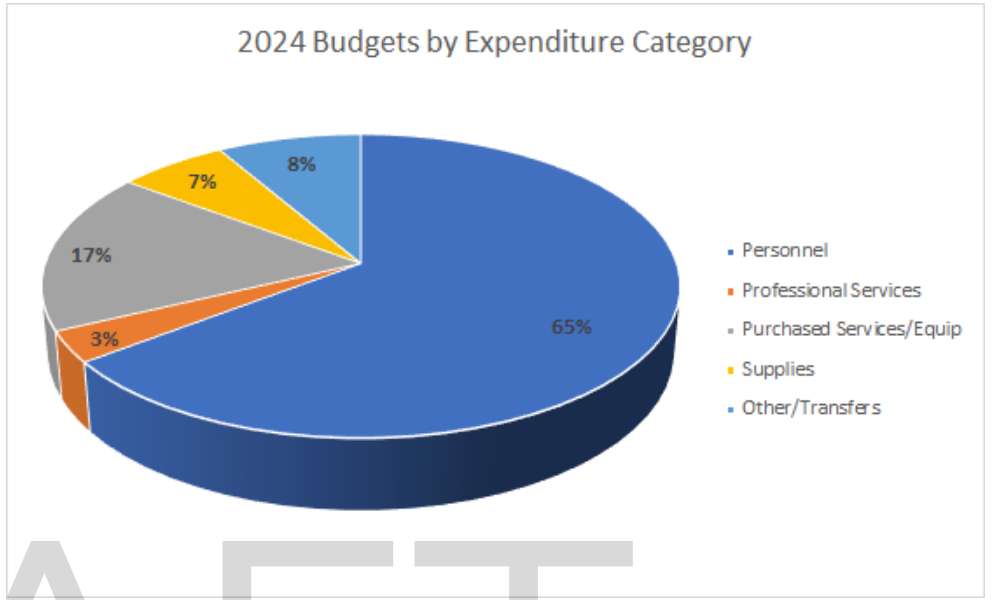
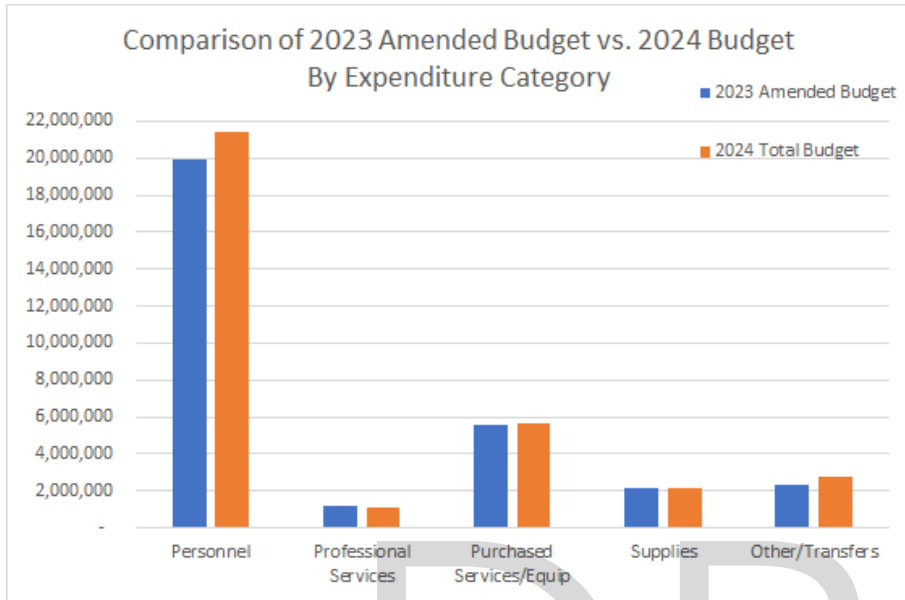
	2021 Total Activity	2022 Total Activity	2023 Total Budget	2023 YTD 10/31/2023	2024 Budget
310 - TAXES	21,080,274.01	22,981,792.70	24,969,311.00	13,449,558.71	27,238,983.00
320 - LICENSES AND PERMITS	1,939,132.78	1,820,742.12	1,722,300.00	1,309,372.79	1,528,080.00
330 - INTERGOVERNMENTAL	978,219.47	1,825,648.94	2,018,606.00	1,376,126.69	2,142,257.00
340 - CHARGES FOR SERVICES	1,117,315.12	1,445,615.26	1,469,500.00	1,247,324.56	1,407,410.00
350 - FINES AND PENALTIES	166,286.41	193,985.40	180,000.00	166,477.63	201,000.00
360 - MISCELLANEOUS REVENUES	349,150.50	121,161.38	384,500.00	411,536.07	524,150.00
370 - SPECIAL ASSESSMENTS	3,874.00	33,211.38	1,500.00	884.55	1,500.00
390 - OTHER FINANCING SOURCES	447,567.79	305,653.39	77,500.00	58,187.00	77,500.00
<b>Revenue Total:</b>	<b>26,081,820.08</b>	<b>28,727,810.57</b>	<b>30,823,217.00</b>	<b>18,019,468.00</b>	<b>33,120,880.00</b>





**EXPENSE BY CATEGORY**

	2021 Total Activity	2022 Total Activity	2023 Total Budget	2023 YTD 10/31/2023	2024 Budget
10 - WAGES & BENEFITS	16,445,424.37	18,825,047.54	19,963,165.00	15,076,771.17	21,408,755.00
30 - PROFESSIONAL / TECHNICAL SERVICES	1,057,368.05	1,011,080.75	1,191,381.00	821,753.53	1,101,400.00
40 - PURCHASED SERVICES PROPERTY/EQUIPMENT	4,432,570.02	4,706,766.88	4,494,861.00	3,750,682.54	4,615,770.00
50 - OTHER PURCHASED SERVICES	640,035.70	736,214.58	1,098,294.00	800,372.29	1,085,261.00
60 - SUPPLIES	946,360.76	1,126,694.25	2,173,910.00	1,790,300.85	2,124,439.00
70 - OTHER EXPENSES / EXPENDITURES	1,204,461.29	1,259,495.90	1,511,762.00	1,297,410.51	1,730,740.00
80 - CAPITAL OUTLAY	394,841.22	92,434.61	60,000.00	51,687.00	45,000.00
91 - OTHER	670,136.71	545,490.76	768,600.00	435,392.50	1,009,515.00
<b>Expenditure Total:</b>	<b>25,791,198.12</b>	<b>28,303,225.27</b>	<b>31,261,973.00</b>	<b>24,024,370.39</b>	<b>33,120,880.00</b>



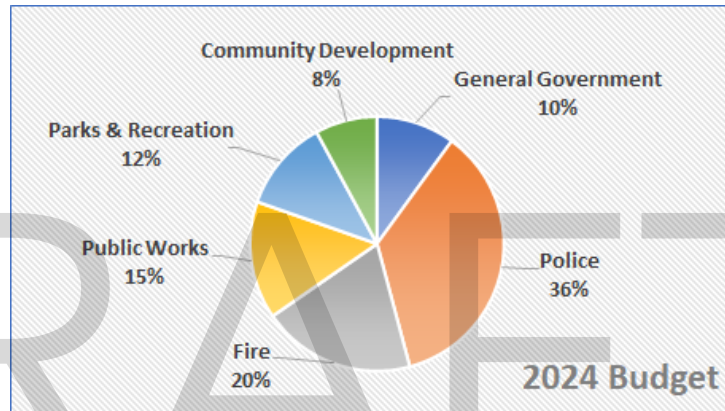
DRAFT



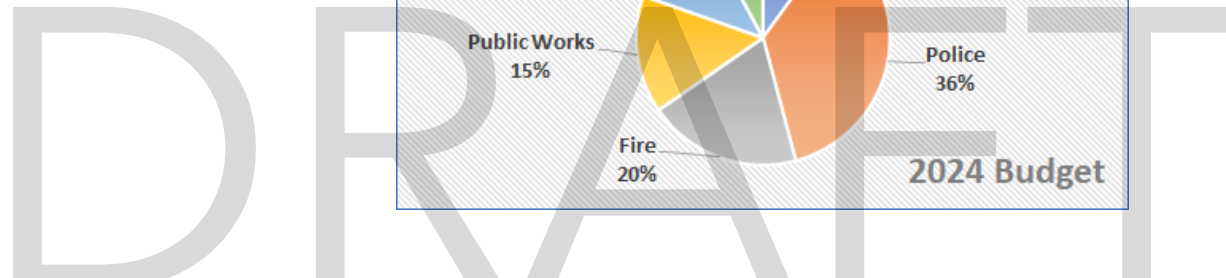
# 2024 Budget Book Expenditure Summary by Department

**Fund: 101 - GENERAL FUND**

	2021 Total Activity	2022 Total Activity	2023 Total Budget	2023 YTD 10/31/2023	2024 Budget
1000 - MAYOR-COUNCIL	299,115.36	232,794.68	260,750.00	279,734.87	331,925.00
1100 - ADMINISTRATION	882,399.59	920,538.15	311,360.00	234,908.93	324,600.00
1120 - HUMAN RESOURCES	0.00	0.00	411,990.00	306,199.66	427,100.00
1140 - CITY CLERK	0.00	0.00	403,235.00	310,014.09	403,925.00
1200 - ELECTIONS	16,746.73	137,547.78	107,600.00	38,909.70	189,703.00
1300 - COMMUNICATIONS	339,055.95	317,961.82	445,670.00	261,593.03	398,362.00
1400 - TECHNOLOGY	1,295,339.08	1,295,234.56	0.00	-471.00	0.00
2000 - FINANCE	1,067,663.28	1,094,908.34	1,192,890.00	889,546.65	1,284,085.00
3000 - COMMUNITY DEVELOPMENT	499,829.16	510,036.83	477,700.00	418,660.44	506,775.00
3200 - PLANNING	413,209.67	355,443.85	445,296.00	342,199.62	415,000.00
3300 - INSPECTIONS	931,081.70	1,084,202.57	1,309,000.00	1,010,205.37	1,337,700.00
4000 - POLICE	9,458,713.80	9,753,688.85	11,205,923.00	8,817,718.93	11,846,756.00
4200 - FIRE	3,504,347.94	4,666,018.49	5,892,599.00	4,123,192.40	6,464,364.00
5000 - PUBLIC WORKS	187,413.24	238,905.37	245,850.00	186,315.61	0.00
5100 - ENGINEERING	1,076,055.42	1,060,417.88	1,361,325.00	934,187.52	1,372,195.00
5200 - STREET MAINTENANCE	2,835,605.00	3,051,045.02	3,316,200.00	2,911,370.44	3,385,760.00
5400 - STREET LIGHTING	167,000.84	160,088.00	190,000.00	142,224.28	199,000.00
6000 - PARKS	2,162,784.65	2,248,250.36	2,568,561.00	1,921,792.35	2,791,300.00
6100 - RECREATION	0.00	534,613.72	639,424.00	467,210.80	774,935.00
9000 - DEBT SERVICE	0.00	161,029.00	0.00	0.00	0.00
9100 - TAX ABATEMENT	0.00	0.00	33,000.00	15,390.00	182,880.00
9200 - TRANSFERS	654,836.71	480,500.00	443,600.00	413,466.70	484,515.00
<b>Expenditure Total:</b>	<b>25,791,198.12</b>	<b>28,303,225.27</b>	<b>31,261,973.00</b>	<b>24,024,370.39</b>	<b>33,120,880.00</b>

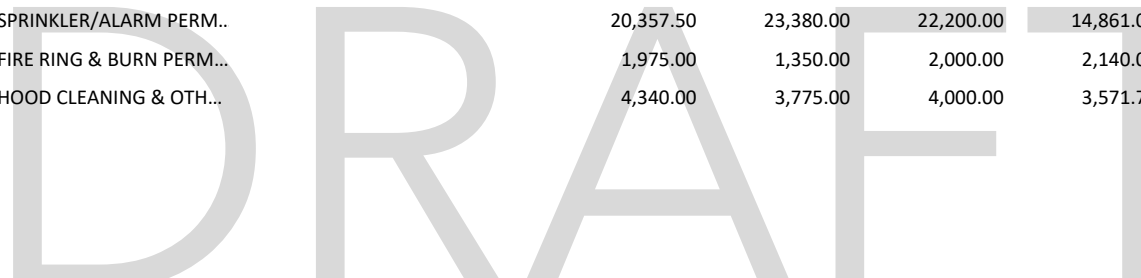


2024 Transfers Out:  
 \$ 315,000 Parks Capital Replacement  
 169,515 EDA Fund  
 \$ 484,515






		2021 Total Activity	2022 Total Activity	2023 Total Budget	2023 YTD 10/31/2023	2024 Budget	
<b>Revenue</b>							
<b>RevCat: 310 - TAXES</b>							
<a href="#">101.00.0000.3111000</a>	CURRENT PROPERTY TAXES	18,629,250.99	19,765,136.41	22,439,311.00	11,658,335.66	24,153,983.00	<u>General Fund Tax Levy:</u> \$24,153,983 Current Property Tax <u>3,000,000</u> Fiscal Disparity Estimate \$27,153,983
<a href="#">101.00.0000.3112000</a>	DELINQUENT PROPERTY TAXES	106,509.80	132,544.00	0.00	113,229.51	0.00	
<a href="#">101.00.0000.3113000</a>	CURRENT FISCAL DISPARITY	2,271,674.74	2,998,705.12	2,450,000.00	1,676,397.70	3,000,000.00	
<a href="#">101.00.0000.3114000</a>	MOBILE HOME PROPERTY TAX	69,330.59	78,223.83	70,000.00	0.00	75,000.00	
<a href="#">101.00.0000.3115000</a>	PENALTIES & INTEREST	3,507.89	7,183.34	10,000.00	1,595.84	10,000.00	
	<b>RevCat: 310 - TAXES Total:</b>	<b>21,080,274.01</b>	<b>22,981,792.70</b>	<b>24,969,311.00</b>	<b>13,449,558.71</b>	<b>27,238,983.00</b>	
<b>RevCat: 320 - LICENSES AND PERMITS</b>							
<a href="#">101.00.0000.3210000</a>	BACKGROUND CHECK FEE-DO ...	0.00	550.00	0.00	500.00	0.00	
<a href="#">101.41.0000.3211000</a>	LIQUOR LICENSES	89,955.00	93,205.00	90,000.00	89,735.00	95,000.00	
<a href="#">101.41.0000.3212000</a>	SUNDAY ON-SALE LIQUOR LICE...	3,400.00	3,400.00	3,200.00	2,000.00	3,200.00	
<a href="#">101.41.0000.3213500</a>	TOBACCO LICENSES	0.00	0.00	0.00	6,600.00	9,600.00	
<a href="#">101.41.0000.3213600</a>	TATTOO LICENSES-inactivate at...	0.00	100.00	0.00	0.00	0.00	
<a href="#">101.41.0000.3214000</a>	GARBAGE & RUBBISH LICENSES	0.00	3,600.00	3,600.00	3,150.00	3,000.00	
<a href="#">101.41.0000.3214500</a>	SOLICITOR / PEDDLER LICENSES...	3,528.75	200.00	0.00	0.00	0.00	
<a href="#">101.41.0000.3215000</a>	AUTOMOBILE SALES-INACTIVA...	0.00	4,700.00	4,800.00	0.00	0.00	
<a href="#">101.41.0000.3216000</a>	OTHER GEN LICENSES & PERMI...	0.00	0.00	0.00	0.00	180.00	
<a href="#">101.41.0000.3217500</a>	MASSAGE BUSINESS & THERAP...	550.00	3,390.00	3,400.00	3,555.00	3,500.00	
<a href="#">101.41.0000.3218000</a>	SERVICE & REPAIR STATION-IN...	168.00	1,501.00	1,700.00	0.00	0.00	
<a href="#">101.41.0000.3219000</a>	KENNEL LICENSES	500.00	0.00	500.00	400.00	0.00	
<a href="#">101.41.0000.3223500</a>	CHICKEN/GOAT LICENSES	725.00	200.00	300.00	800.00	0.00	
<a href="#">101.41.0000.3227000</a>	OTHER FORMS AND FEES	1,028.00	2,990.30	0.00	0.00	0.00	
<a href="#">101.42.4000.3218750</a>	POLICE - RENTAL LIC INVESTIG...	1,900.00	3,705.00	2,000.00	2,950.00	3,000.00	
<a href="#">101.42.4200.3221500</a>	FIRE - PLAN CHECK FEES	0.00	82.53	7,000.00	8,140.21	1,000.00	
<a href="#">101.42.4200.3222500</a>	FIRE - SPRINKLER/ALARM PERM...	20,357.50	23,380.00	22,200.00	14,861.00	10,000.00	
<a href="#">101.42.4200.3225500</a>	FIRE - FIRE RING & BURN PERM...	1,975.00	1,350.00	2,000.00	2,140.00	2,000.00	
<a href="#">101.42.4200.3226000</a>	FIRE - HOOD CLEANING & OTH...	4,340.00	3,775.00	4,000.00	3,571.75	4,000.00	



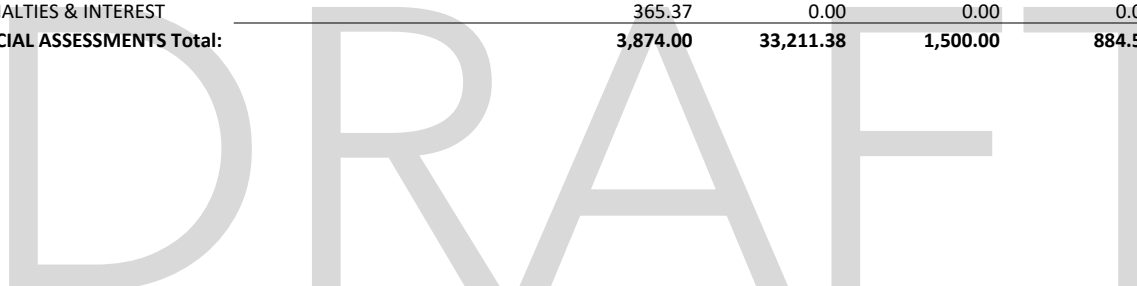
		2021 Total Activity	2022 Total Activity	2023 Total Budget	2023 YTD 10/31/2023	2024 Budget
<a href="#">101.43.5100.3218500</a>	PW - LAND ALTERATION PERMI...	23,359.06	1,603.85	3,500.00	7,068.45	3,500.00
<a href="#">101.43.5100.3218600</a>	PW - ROW PERMITS (ALL TYPES)	4,700.00	10,450.00	10,000.00	18,291.42	10,000.00
<a href="#">101.45.0000.3218750</a>	RENTAL LICENSES INVESTIGATI...	425.00	0.00	0.00	0.00	0.00
<a href="#">101.45.3200.3226000</a>	PLANNING/ZONING - SIGN/FE...	7,938.25	7,394.25	5,600.00	5,480.00	5,600.00
<a href="#">101.45.3300.3218700</a>	BLDG/INSP - RENTAL LICENSES	19,025.00	56,775.00	20,000.00	17,670.00	20,000.00
<a href="#">101.45.3300.3218710</a>	BLDG/INSP - RENTAL LICENSES ...	0.00	0.00	0.00	1,495.00	0.00
<a href="#">101.45.3300.3219500</a>	BLDG/INSP - CONTRACTOR LIC...	14,897.00	15,050.00	14,500.00	22,400.00	14,500.00
<a href="#">101.45.3300.3221000</a>	BLDG/INSP - BUILDING PERMITS	954,294.32	854,191.96	905,000.00	631,419.30	850,000.00
<a href="#">101.45.3300.3221500</a>	BLDG/INSP - PLAN CHECK FEES	447,808.20	476,334.99	391,000.00	271,469.46	300,000.00
<a href="#">101.45.3300.3222000</a>	BLDG/INSP - PLUMBING PERMI...	164,850.78	129,670.94	103,000.00	118,528.40	95,000.00
<a href="#">101.45.3300.3224000</a>	BLDG/INSP - HEAT/COOL/GAS ...	173,407.92	123,142.30	125,000.00	77,147.80	95,000.00
<b>RevCat: 320 - LICENSES AND PERMITS Total:</b>		<b>1,939,132.78</b>	<b>1,820,742.12</b>	<b>1,722,300.00</b>	<b>1,309,372.79</b>	<b>1,528,080.00</b>
<b>RevCat: 330 - INTERGOVERNMENTAL</b>						
<a href="#">101.00.0000.3300500</a>	FEDERAL GRANT	12,466.49	0.00	0.00	0.00	0.00
<a href="#">101.00.0000.3301500</a>	LOCAL PERFORMANCE AID	0.00	0.00	0.00	0.00	0.00
<a href="#">101.00.0000.3302200</a>	MARKET VALUE HOMESTEAD CR	0.00	-0.01	0.00	0.00	0.00
<a href="#">101.00.0000.3308000</a>	COUNTY GRAVEL TAX	16,075.31	15,315.28	15,000.00	16,115.79	15,000.00
<a href="#">101.00.0000.3308500</a>	STATE GRANTS	16,000.00	0.00	0.00	0.00	0.00
<a href="#">101.42.4000.3300500</a>	POLICE - FEDERAL GRANTS	140,204.35	102,112.47	31,032.00	2,394.25	20,000.00
<a href="#">101.42.4000.3303000</a>	POLICE - STATE AID	363,872.53	388,971.47	388,500.00	441,021.62	440,000.00
<a href="#">101.42.4000.3304500</a>	POLICE - SCHOOL RESOURCE O...	79,579.03	108,285.45	105,060.00	98,523.16	118,743.00
<a href="#">101.42.4000.3307000</a>	POLICE - TRAINING AID	39,154.03	39,577.86	36,000.00	40,407.93	39,000.00
<a href="#">101.42.4000.3308500</a>	POLICE - STATE GRANTS	3,098.90	0.00	0.00	4,825.47	0.00
<a href="#">101.42.4000.3309000</a>	POLICE - LOCAL GRANTS	0.00	0.00	0.00	1,000.00	1,000.00
<a href="#">101.42.4200.3300500</a>	FIRE - FEDERAL GRANTS	0.00	838,084.94	1,157,514.00	701,994.38	1,200,000.00
<a href="#">101.42.4200.3303500</a>	FIRE - STATE AID	235,102.35	251,694.80	251,500.00	0.00	277,514.00
<a href="#">101.42.4200.3303600</a>	FIRE - SUPP. BENEFIT REIMB	4,000.00	4,000.00	4,000.00	1,000.00	1,000.00
<a href="#">101.42.4200.3307100</a>	FIRE - TRAINING REIMBURSEM...	68,666.48	20,420.00	30,000.00	40,275.75	30,000.00
<a href="#">101.42.4200.3308500</a>	FIRE - STATE GRANTS	0.00	4,244.52	0.00	1,119.44	0.00
<a href="#">101.45.3000.3309000</a>	COMM DEV - RECYCLING GRANT	0.00	52,942.16	0.00	27,448.90	0.00
<b>RevCat: 330 - INTERGOVERNMENTAL Total:</b>		<b>978,219.47</b>	<b>1,825,648.94</b>	<b>2,018,606.00</b>	<b>1,376,126.69</b>	<b>2,142,257.00</b>



		2021 Total Activity	2022 Total Activity	2023 Total Budget	2023 YTD 10/31/2023	2024 Budget
<b>RevCat: 340 - CHARGES FOR SERVICES</b>						
<a href="#">101.00.0000.3415000</a>	FRANCHISE FEES - CABLE TV	103,758.75	111,131.43	105,000.00	106,924.72	105,000.00
<a href="#">101.00.0000.3621000</a>	Lease Interest Revenue	0.00	39,232.00	0.00	0.00	0.00
<a href="#">101.00.0000.3900200</a>	PROCEEDS FROM LEASE	0.00	58,318.00	0.00	0.00	0.00
<a href="#">101.41.0000.3411000</a>	SALE OF SUPPLIES	0.00	0.00	0.00	0.00	0.00
<a href="#">101.41.0000.3414000</a>	OTHER GENERAL CHARGES/SE...	7,313.60	6,567.99	7,000.00	4,610.85	3,000.00
<a href="#">101.41.0000.3414300</a>	ADMINISTRATION - DATA REQ...	216.03	0.00	0.00	0.00	0.00
<a href="#">101.41.0000.3416000</a>	GIS FEE	4,187.00	4,888.80	4,000.00	4,674.00	0.00
<a href="#">101.41.0000.3451000</a>	ADMIN CHG - WATER FUND	294,500.04	302,600.04	311,500.00	259,583.30	290,000.00
<a href="#">101.41.0000.3452000</a>	ADMIN CHG - SEWER FUND	294,500.04	302,600.04	311,500.00	259,583.30	290,000.00
<a href="#">101.41.0000.3453000</a>	ADMIN CHG - CVB	6,030.93	6,427.39	6,000.00	8,653.95	6,000.00
<a href="#">101.41.0000.3458000</a>	ADMIN CHG - INVESTMENTS (...)	20,632.64	33,590.66	20,000.00	32,046.17	25,000.00
<a href="#">101.42.4000.3421000</a>	POLICE - ACCIDENT REPORTS	809.30	855.75	1,000.00	175.87	1,000.00
<a href="#">101.42.4000.3422000</a>	POLICE - BACKGROUND CHECK ...	13,775.00	9,035.00	12,000.00	11,273.00	12,000.00
<a href="#">101.42.4000.3425000</a>	POLICE - SECURITY/OFF-DUTY S...	36,927.50	28,276.00	20,000.00	24,038.57	29,000.00
<a href="#">101.42.4000.3426000</a>	POLICE - FALSE ALARM FEES	2,800.00	8,700.00	1,000.00	8,400.00	2,000.00
<a href="#">101.43.5100.3455000</a>	PW - ENGINEERING BILLED TIME	220,267.72	230,541.20	375,000.00	256,894.86	310,000.00
<a href="#">101.43.5200.3434000</a>	PW - OVERWEIGHT LOAD PERM..	725.00	1,550.00	1,000.00	425.00	1,250.00
<a href="#">101.43.5400.3435000</a>	PW - STREET LIGHTING FEE	25,280.31	28,606.73	25,000.00	27,010.54	30,000.00
<a href="#">101.43.5400.3435100</a>	PW - STREET LIGHT PENALTIES	0.00	46.10	200.00	261.15	300.00
<a href="#">101.44.6100.3470000</a>	RECREATION - PROGRAM FEES	0.00	160,474.79	171,800.00	147,385.31	175,860.00
<a href="#">101.44.6100.3471000</a>	RECREATION - FIELD RENTALS	0.00	90,785.34	60,500.00	77,423.97	101,000.00
<a href="#">101.44.6100.3471100</a>	RECREATION - FACILITY USE FE...	0.00	0.00	5,000.00	0.00	6,000.00
<a href="#">101.45.0000.3414200</a>	FINANCIAL ASSISTANCE APPLIC...	3,000.00	0.00	0.00	0.00	0.00
<a href="#">101.45.3200.3413000</a>	PLANNING/ZONING - FEES	40,053.60	21,388.00	32,000.00	17,960.00	20,000.00
<a href="#">101.45.3200.3457000</a>	PLANNING/ZONING - BILLED T...	42,537.66	0.00	0.00	0.00	0.00
<b>RevCat: 340 - CHARGES FOR SERVICES Total:</b>		<b>1,117,315.12</b>	<b>1,445,615.26</b>	<b>1,469,500.00</b>	<b>1,247,324.56</b>	<b>1,407,410.00</b>
<b>RevCat: 350 - FINES AND PENALTIES</b>						
<a href="#">101.42.4000.3510000</a>	POLICE - COURT FINES & PENA...	164,786.41	188,485.40	180,000.00	161,227.63	200,000.00
<a href="#">101.42.4000.3511000</a>	POLICE - ALCOHOL COMPLIANC...	1,500.00	5,500.00	0.00	5,250.00	1,000.00
<b>RevCat: 350 - FINES AND PENALTIES Total:</b>		<b>166,286.41</b>	<b>193,985.40</b>	<b>180,000.00</b>	<b>166,477.63</b>	<b>201,000.00</b>

DRAFT

		2021 Total Activity	2022 Total Activity	2023 Total Budget	2023 YTD 10/31/2023	2024 Budget
<b>RevCat: 360 - MISCELLANEOUS REVENUES</b>						
<a href="#">101.00.0000.3610000</a>	INVESTMENT INTEREST	69,951.55	123,016.96	125,000.00	110,166.79	150,000.00
<a href="#">101.00.0000.3611000</a>	ACCRUED INTEREST RECEIVABLE	34,585.29	-366.32	0.00	0.00	0.00
<a href="#">101.00.0000.3612000</a>	(GAIN)/LOSS ON INVESTMENT ...	-203,344.01	-347,478.30	0.00	0.00	0.00
<a href="#">101.00.0000.3620000</a>	CELL TOWER / ANTENNA LEASE ..	250,915.06	250,661.33	220,000.00	202,284.74	229,000.00
<a href="#">101.00.0000.3650000</a>	OTHER REVENUES	2,203.41	12,364.24	1,000.00	2,898.14	1,000.00
<a href="#">101.00.0000.3654000</a>	OTHER REVENUES - NATIONAL...	0.00	0.00	0.00	0.00	0.00
<a href="#">101.00.0000.3660000</a>	OTHER REIMBURSEMENTS	162,513.07	12,061.83	1,000.00	1,051.28	40,000.00
<a href="#">101.42.4000.3630000</a>	POLICE - CONTRIBUTIONS & D...	0.00	0.00	5,000.00	4,000.00	0.00
<a href="#">101.42.4000.3630008</a>	POLICE - EXPLORER DONATIONS	1,000.00	2,000.00	0.00	1,000.00	0.00
<a href="#">101.42.4000.3630009</a>	POLICE - K9 DONATIONS	2,170.00	760.00	0.00	0.00	0.00
<a href="#">101.42.4000.3660000</a>	POLICE - OTHER REIMBURSEM...	6,860.92	11,247.86	8,000.00	15,000.00	80,200.00
<a href="#">101.42.4000.3660009</a>	POLICE - K9 TRAINING REGISTR...	0.00	7,600.00	0.00	9,360.00	0.00
<a href="#">101.42.4200.3630000</a>	FIRE - CONTRIBUTIONS & DON...	3,000.00	2,000.00	6,000.00	3,000.00	0.00
<a href="#">101.42.4200.3650000</a>	FIRE - OTHER REVENUES	0.00	15,465.00	0.00	28,150.00	0.00
<a href="#">101.42.4200.3660000</a>	FIRE - OTHER REIMBURSEMEN...	391.31	33.93	0.00	0.00	0.00
<a href="#">101.42.4200.3660500</a>	FIRE OTHER REIMBURSEMENTS	8,723.90	0.00	0.00	0.00	0.00
<a href="#">101.44.6000.3650000</a>	OTHER REVENUES - PARKS	0.00	0.00	0.00	0.00	0.00
<a href="#">101.44.6100.3610000</a>	INVESTMENT INTEREST	0.00	0.00	0.00	0.00	0.00
<a href="#">101.44.6100.3611000</a>	ACCRUED INTEREST RECEIVABLE	1,875.00	0.00	0.00	0.00	0.00
<a href="#">101.44.6100.3630000</a>	RECREATION - CONTRIBUTIONS...	0.00	11,820.00	15,000.00	16,249.62	19,250.00
<a href="#">101.44.6100.3650000</a>	RECREATION - OTHER REVENU...	0.00	8,497.86	3,500.00	8,394.50	4,700.00
<a href="#">101.45.3000.3650000</a>	COMM DEV - OTHER REVENUES	8,305.00	11,476.99	0.00	9,981.00	0.00
<b>RevCat: 360 - MISCELLANEOUS REVENUES Total:</b>		<b>349,150.50</b>	<b>121,161.38</b>	<b>384,500.00</b>	<b>411,536.07</b>	<b>524,150.00</b>
<b>RevCat: 370 - SPECIAL ASSESSMENTS</b>						
<a href="#">101.00.0000.3701000</a>	SA CURRENT	1,205.40	398.52	1,500.00	884.55	1,500.00
<a href="#">101.41.0000.3702000</a>	SA DELINQUENT	1,079.36	0.00	0.00	0.00	0.00
<a href="#">101.41.0000.3703000</a>	SA DEFERRED - COUNCIL & SEN...	1,223.87	239.00	0.00	0.00	0.00
<a href="#">101.41.0000.3704000</a>	SA TAX FORFEITS	0.00	32,573.86	0.00	0.00	0.00
<a href="#">101.41.0000.3706000</a>	SA PENALTIES & INTEREST	365.37	0.00	0.00	0.00	0.00
<b>RevCat: 370 - SPECIAL ASSESSMENTS Total:</b>		<b>3,874.00</b>	<b>33,211.38</b>	<b>1,500.00</b>	<b>884.55</b>	<b>1,500.00</b>



	2021 Total Activity	2022 Total Activity	2023 Total Budget	2023 YTD 10/31/2023	2024 Budget
<b>RevCat: 390 - OTHER FINANCING SOURCES</b>					
<a href="#">101.00.0000.3900100</a> PROCEEDS FROM SALE OF F/A	0.00	0.00	0.00	0.00	0.00
<a href="#">101.59.0000.3911000</a> OPERATING TRANSFERS IN	447,567.79	305,653.39	77,500.00	58,187.00	77,500.00
<b>RevCat: 390 - OTHER FINANCING SOURCES Total:</b>	<b>447,567.79</b>	<b>305,653.39</b>	<b>77,500.00</b>	<b>58,187.00</b>	<b>77,500.00</b>
<b>Revenue Total:</b>	<b>26,081,820.08</b>	<b>28,727,810.57</b>	<b>30,823,217.00</b>	<b>18,019,468.00</b>	<b>33,120,880.00</b>

DRAFT



	2021 Total Activity	2022 Total Activity	2023 Total Budget	2023 YTD 10/31/2023	2024 Budget
<b>Department: 1000 - MAYOR-COUNCIL</b>					
10 - WAGES & BENEFITS	48,422.00	48,349.96	48,300.00	38,596.70	47,600.00
30 - PROFESSIONAL / TECHNICAL SERVICES	178,604.36	136,185.47	122,400.00	167,342.20	191,300.00
40 - PURCHASED SERVICES PROPERTY/EQUIPMENT	0.00	0.00	21,000.00	17,500.00	21,600.00
50 - OTHER PURCHASED SERVICES	70,765.53	47,242.19	58,900.00	48,149.58	61,575.00
60 - SUPPLIES	1,323.47	1,017.06	10,150.00	8,146.39	9,850.00
<b>Department: 1000 - MAYOR-COUNCIL Total:</b>	<b>299,115.36</b>	<b>232,794.68</b>	<b>260,750.00</b>	<b>279,734.87</b>	<b>331,925.00</b>

DRAFT



		2021 Total Activity	2022 Total Activity	2023 Total Budget	2023 YTD 10/31/2023	2024 Budget
<b>Department: 1000 - MAYOR-COUNCIL</b>						
<b>Category: 10 - WAGES &amp; BENEFITS</b>						
<a href="#">101.41.1000.413.10200</a>	PART-TIME EMPLOYEES-BENEF...	72.00	0.00	0.00	0.00	0.00
<a href="#">101.41.1000.413.10300</a>	EMPLOYEES-NON BENEFITED	44,199.48	44,199.48	44,200.00	35,699.58	44,200.00
<a href="#">101.41.1000.413.20300</a>	EMPLOYER SOCIAL SECURITY	2,739.90	2,739.88	2,700.00	2,212.98	2,700.00
<a href="#">101.41.1000.413.20350</a>	EMPLOYER MEDICARE	640.66	640.64	600.00	517.44	600.00
<a href="#">101.41.1000.413.20400</a>	EMPLOYER PERA	569.92	569.92	600.00	0.00	0.00
<a href="#">101.41.1000.413.20750</a>	WORKERS COMPENSATION	200.04	200.04	200.00	166.70	100.00
<b>Category: 10 - WAGES &amp; BENEFITS Total:</b>		<b>48,422.00</b>	<b>48,349.96</b>	<b>48,300.00</b>	<b>38,596.70</b>	<b>47,600.00</b>
<b>Category: 30 - PROFESSIONAL / TECHNICAL SERVICES</b>						
<a href="#">101.41.1000.413.30401</a>	CORP. CITY COUNCIL MTGS	3,000.00	7,596.00	4,400.00	6,692.00	4,500.00
<a href="#">101.41.1000.413.30420</a>	LEGAL SERVICES	171,684.97	128,589.47	75,000.00	116,048.24	142,500.00
<a href="#">101.41.1000.413.30700</a>	OTHER PROFESSIONAL SERVICES	3,919.39	0.00	43,000.00	44,601.96	44,300.00
<b>Category: 30 - PROFESSIONAL / TECHNICAL SERVICES Total:</b>		<b>178,604.36</b>	<b>136,185.47</b>	<b>122,400.00</b>	<b>167,342.20</b>	<b>191,300.00</b>
<b>Category: 40 - PURCHASED SERVICES PROPERTY/EQUIPMENT</b>						
<a href="#">101.41.1000.413.40075</a>	CITY FACILITIES ALLOCATION	0.00	0.00	21,000.00	17,500.00	21,600.00
<b>Category: 40 - PURCHASED SERVICES PROPERTY/EQUIPMENT Total:</b>		<b>0.00</b>	<b>0.00</b>	<b>21,000.00</b>	<b>17,500.00</b>	<b>21,600.00</b>
<b>Category: 50 - OTHER PURCHASED SERVICES</b>						
<a href="#">101.41.1000.413.50019</a>	INSURANCE ALLOCATION	399.96	399.96	400.00	333.30	300.00
<a href="#">101.41.1000.413.50030</a>	PRINTING & BINDING	1,359.00	180.00	0.00	0.00	0.00
<a href="#">101.41.1000.413.50065</a>	TRAVEL	0.00	0.00	300.00	0.00	300.00
<a href="#">101.41.1000.413.50070</a>	DUES, LICENSES & SUBSCRIPTI...	68,609.25	45,053.75	46,000.00	46,204.75	47,975.00
<a href="#">101.41.1000.413.50072</a>	DIVISION SOFTWARE	0.00	0.00	9,700.00	0.00	10,000.00
<a href="#">101.41.1000.413.50075</a>	MEALS AND LODGING	190.17	1,333.48	1,500.00	1,261.53	2,000.00
<a href="#">101.41.1000.413.50080</a>	CONFERENCES AND SEMINARS	207.15	275.00	1,000.00	350.00	1,000.00
<b>Category: 50 - OTHER PURCHASED SERVICES Total:</b>		<b>70,765.53</b>	<b>47,242.19</b>	<b>58,900.00</b>	<b>48,149.58</b>	<b>61,575.00</b>
<b>Category: 60 - SUPPLIES</b>						
<a href="#">101.41.1000.413.60065</a>	SUPPLIES - OTHER	43.47	417.06	750.00	313.09	750.00

DRAFT

[101.41.1000.413.60070](#)

[101.41.1000.413.60071](#)

	2021 Total Activity	2022 Total Activity	2023 Total Budget	2023 YTD 10/31/2023	2024 Budget
CENTRAL STORES ALLOCATION	680.00	0.00	0.00	0.00	0.00
TECHNOLOGY ALLOCATION	600.00	600.00	9,400.00	7,833.30	9,100.00
<b>Category: 60 - SUPPLIES Total:</b>	<b>1,323.47</b>	<b>1,017.06</b>	<b>10,150.00</b>	<b>8,146.39</b>	<b>9,850.00</b>
<b>Department: 1000 - MAYOR-COUNCIL Total:</b>	<b>299,115.36</b>	<b>232,794.68</b>	<b>260,750.00</b>	<b>279,734.87</b>	<b>331,925.00</b>

DRAFT



	2021 Total Activity	2022 Total Activity	2023 Total Budget	2023 YTD 10/31/2023	2024 Budget
<b>Department: 1100 - ADMINISTRATION</b>					
10 - WAGES & BENEFITS	688,932.35	773,150.40	285,460.00	210,030.94	300,600.00
30 - PROFESSIONAL / TECHNICAL SERVICES	105,785.13	86,914.81	0.00	603.75	0.00
40 - PURCHASED SERVICES PROPERTY/EQUIPMENT	44,000.04	31,599.96	7,100.00	5,916.70	7,100.00
50 - OTHER PURCHASED SERVICES	22,917.60	10,232.33	5,700.00	4,843.28	5,700.00
60 - SUPPLIES	20,764.47	18,640.65	13,100.00	11,014.26	11,200.00
70 - OTHER EXPENSES / EXPENDITURES	0.00	0.00	0.00	2,500.00	0.00
<b>Department: 1100 - ADMINISTRATION Total:</b>	<b>882,399.59</b>	<b>920,538.15</b>	<b>311,360.00</b>	<b>234,908.93</b>	<b>324,600.00</b>

Prior to 2023, Human Resources and City Clerk activities were included in the Administration budget.

DRAFT



		2021 Total Activity	2022 Total Activity	2023 Total Budget	2023 YTD 10/31/2023	2024 Budget
<b>Department: 1100 - ADMINISTRATION</b>						
<b>Category: 10 - WAGES &amp; BENEFITS</b>						
<a href="#">101.41.1100.413.10100</a>	FULL-TIME EMPLOYEES	451,543.40	517,623.97	229,200.00	161,077.91	206,300.00
<a href="#">101.41.1100.413.10200</a>	PART-TIME EMPLOYEES-BENEF...	55,399.51	54,506.26	0.00	6,765.00	32,100.00
<a href="#">101.41.1100.413.10300</a>	EMPLOYEES-NON BENEFITED	11,257.03	7,075.27	0.00	0.00	0.00
<a href="#">101.41.1100.413.10400</a>	OVERTIME	0.00	1,030.74	0.00	0.00	0.00
<a href="#">101.41.1100.413.20100</a>	INSURANCE-CASH OPTION	17,757.33	23,403.60	6,900.00	4,261.95	6,900.00
<a href="#">101.41.1100.413.20250</a>	CAR ALLOWANCE	666.66	0.00	0.00	0.00	0.00
<a href="#">101.41.1100.413.20260</a>	ICMA-EMPLOYER SHARE	407.26	0.00	0.00	0.00	0.00
<a href="#">101.41.1100.413.20300</a>	EMPLOYER SOCIAL SECURITY	32,446.75	34,447.79	14,200.00	10,787.46	14,800.00
<a href="#">101.41.1100.413.20350</a>	EMPLOYER MEDICARE	7,588.40	8,494.33	3,310.00	2,522.90	3,500.00
<a href="#">101.41.1100.413.20400</a>	EMPLOYER PERA	32,545.26	43,168.22	17,200.00	13,052.71	17,900.00
<a href="#">101.41.1100.413.20600</a>	MEDICAL INSURANCE	40,415.42	52,115.24	12,750.00	10,155.88	16,900.00
<a href="#">101.41.1100.413.20620</a>	LIFE INSURANCE	545.68	720.45	300.00	138.05	300.00
<a href="#">101.41.1100.413.20630</a>	LTD INSURANCE	1,013.91	1,174.38	300.00	223.50	700.00
<a href="#">101.41.1100.413.20700</a>	UNEMPLOYMENT COMPENSAT...	8,962.50	19,812.00	0.00	0.00	0.00
<a href="#">101.41.1100.413.20720</a>	FLEX/COMP ACCOUNT FEE	946.64	275.56	100.00	45.58	100.00
<a href="#">101.41.1100.413.20750</a>	WORKERS COMPENSATION	3,600.00	3,600.00	1,200.00	1,000.00	1,100.00
<a href="#">101.41.1100.413.20800</a>	COMPENSATED ABSENCES	23,836.60	5,702.59	0.00	0.00	0.00
<b>Category: 10 - WAGES &amp; BENEFITS Total:</b>		<b>688,932.35</b>	<b>773,150.40</b>	<b>285,460.00</b>	<b>210,030.94</b>	<b>300,600.00</b>
<b>Category: 30 - PROFESSIONAL / TECHNICAL SERVICES</b>						
<a href="#">101.41.1100.413.30420</a>	LEGAL SERVICES	0.00	324.00	0.00	392.00	0.00
<a href="#">101.41.1100.413.30430</a>	LABOR	10,852.98	3,072.83	0.00	0.00	0.00
<a href="#">101.41.1100.413.30500</a>	PERSONNEL SERVICES	45,026.59	72,957.43	0.00	0.00	0.00
<a href="#">101.41.1100.413.30700</a>	OTHER PROFESSIONAL SERVICES	49,905.56	10,560.55	0.00	211.75	0.00
<b>Category: 30 - PROFESSIONAL / TECHNICAL SERVICES Total:</b>		<b>105,785.13</b>	<b>86,914.81</b>	<b>0.00</b>	<b>603.75</b>	<b>0.00</b>

DRAFT

		2021 Total Activity	2022 Total Activity	2023 Total Budget	2023 YTD 10/31/2023	2024 Budget
<b>Category: 40 - PURCHASED SERVICES PROPERTY/EQUIPMENT</b>						
<a href="#">101.41.1100.413.40075</a>	CITY FACILITIES ALLOCATION	44,000.04	31,599.96	7,100.00	5,916.70	7,100.00
<b>Category: 40 - PURCHASED SERVICES PROPERTY/EQUIPMENT Total:</b>		<b>44,000.04</b>	<b>31,599.96</b>	<b>7,100.00</b>	<b>5,916.70</b>	<b>7,100.00</b>
<b>Category: 50 - OTHER PURCHASED SERVICES</b>						
<a href="#">101.41.1100.413.50019</a>	INSURANCE ALLOCATION	1,500.00	1,500.00	600.00	500.00	600.00
<a href="#">101.41.1100.413.50020</a>	TELEPHONE	1,030.00	760.00	0.00	0.00	0.00
<a href="#">101.41.1100.413.50025</a>	ADVERTISING/PUBLISHED NOT...	2,320.20	1,149.15	0.00	74.87	0.00
<a href="#">101.41.1100.413.50030</a>	PRINTING & BINDING	1,934.21	413.00	0.00	0.00	0.00
<a href="#">101.41.1100.413.50035</a>	POSTAGE/DELIVERY	0.00	-2,500.00	0.00	87.05	0.00
<a href="#">101.41.1100.413.50065</a>	TRAVEL	199.36	678.69	500.00	296.06	500.00
<a href="#">101.41.1100.413.50070</a>	DUES, LICENSES & SUBSCRIPTI...	9,845.27	2,910.36	1,600.00	1,566.00	1,600.00
<a href="#">101.41.1100.413.50075</a>	MEALS AND LODGING	3,978.56	3,029.74	1,000.00	1,081.30	1,000.00
<a href="#">101.41.1100.413.50080</a>	CONFERENCES AND SEMINARS	2,110.00	2,291.39	2,000.00	1,238.00	2,000.00
<b>Category: 50 - OTHER PURCHASED SERVICES Total:</b>		<b>22,917.60</b>	<b>10,232.33</b>	<b>5,700.00</b>	<b>4,843.28</b>	<b>5,700.00</b>
<b>Category: 60 - SUPPLIES</b>						
<a href="#">101.41.1100.413.60010</a>	SUPPLIES - OFFICE	0.00	94.06	0.00	79.39	500.00
<a href="#">101.41.1100.413.60018</a>	SUPPLIES-TRAINING	0.00	83.52	0.00	0.00	0.00
<a href="#">101.41.1100.413.60065</a>	SUPPLIES - OTHER	531.47	1,221.11	0.00	18.17	0.00
<a href="#">101.41.1100.413.60070</a>	CENTRAL STORES ALLOCATION	18,733.00	15,342.00	0.00	0.00	0.00
<a href="#">101.41.1100.413.60071</a>	TECHNOLOGY ALLOCATION	1,500.00	1,899.96	13,100.00	10,916.70	10,700.00
<b>Category: 60 - SUPPLIES Total:</b>		<b>20,764.47</b>	<b>18,640.65</b>	<b>13,100.00</b>	<b>11,014.26</b>	<b>11,200.00</b>
<b>Category: 70 - OTHER EXPENSES / EXPENDITURES</b>						
<a href="#">101.41.1100.413.70600</a>	OTHER MISCELLANEOUS	0.00	0.00	0.00	2,500.00	0.00
<b>Category: 70 - OTHER EXPENSES / EXPENDITURES Total:</b>		<b>0.00</b>	<b>0.00</b>	<b>0.00</b>	<b>2,500.00</b>	<b>0.00</b>
<b>Department: 1100 - ADMINISTRATION Total:</b>		<b>882,399.59</b>	<b>920,538.15</b>	<b>311,360.00</b>	<b>234,908.93</b>	<b>324,600.00</b>

DRAFT



	2021 Total Activity	2022 Total Activity	2023 Total Budget	2023 YTD 10/31/2023	2024 Budget
<b>Department: 1120 - HUMAN RESOURCES</b>					
10 - WAGES & BENEFITS	0.00	0.00	256,600.00	203,104.76	268,400.00
30 - PROFESSIONAL / TECHNICAL SERVICES	0.00	0.00	88,790.00	65,211.53	90,800.00
40 - PURCHASED SERVICES PROPERTY/EQUIPMENT	0.00	0.00	7,100.00	5,916.70	7,100.00
50 - OTHER PURCHASED SERVICES	0.00	0.00	35,200.00	17,447.53	35,000.00
60 - SUPPLIES	0.00	0.00	24,300.00	14,519.14	25,800.00
<b>Department: 1120 - HUMAN RESOURCES Total:</b>	<b>0.00</b>	<b>0.00</b>	<b>411,990.00</b>	<b>306,199.66</b>	<b>427,100.00</b>

Prior to 2023, Human Resources activity was included in the Administration budget.

DRAFT



	2021 Total Activity	2022 Total Activity	2023 Total Budget	2023 YTD 10/31/2023	2024 Budget
<b>Department: 1120 - HUMAN RESOURCES</b>					
<b>Category: 10 - WAGES &amp; BENEFITS</b>					
<a href="#">101.41.1120.413.10100</a>					
FULL-TIME EMPLOYEES	0.00	0.00	140,100.00	109,980.00	146,500.00
<a href="#">101.41.1120.413.10200</a>					
PART-TIME EMPLOYEES-BENEF...	0.00	0.00	55,000.00	45,306.87	58,900.00
<a href="#">101.41.1120.413.20100</a>					
INSURANCE-CASH OPTION	0.00	0.00	9,300.00	5,987.52	7,400.00
<a href="#">101.41.1120.413.20300</a>					
EMPLOYER SOCIAL SECURITY	0.00	0.00	12,100.00	9,887.01	12,700.00
<a href="#">101.41.1120.413.20350</a>					
EMPLOYER MEDICARE	0.00	0.00	2,800.00	2,312.54	3,000.00
<a href="#">101.41.1120.413.20400</a>					
EMPLOYER PERA	0.00	0.00	14,600.00	11,664.62	15,400.00
<a href="#">101.41.1120.413.20600</a>					
MEDICAL INSURANCE	0.00	0.00	21,000.00	16,549.24	22,500.00
<a href="#">101.41.1120.413.20620</a>					
LIFE INSURANCE	0.00	0.00	300.00	212.54	300.00
<a href="#">101.41.1120.413.20630</a>					
LTD INSURANCE	0.00	0.00	400.00	360.26	700.00
<a href="#">101.41.1120.413.20720</a>					
FLEX/COMP ACCOUNT FEE	0.00	0.00	100.00	94.16	100.00
<a href="#">101.41.1120.413.20750</a>					
WORKERS COMPENSATION	0.00	0.00	900.00	750.00	900.00
<b>Category: 10 - WAGES &amp; BENEFITS Total:</b>	<b>0.00</b>	<b>0.00</b>	<b>256,600.00</b>	<b>203,104.76</b>	<b>268,400.00</b>
<b>Category: 30 - PROFESSIONAL / TECHNICAL SERVICES</b>					
<a href="#">101.41.1120.413.30420</a>					
LEGAL SERVICES	0.00	0.00	30,000.00	16,189.52	36,000.00
<a href="#">101.41.1120.413.30700</a>					
OTHER PROFESSIONAL SERVICES	0.00	0.00	58,790.00	49,022.01	54,800.00
<b>Category: 30 - PROFESSIONAL / TECHNICAL SERVICES Total:</b>	<b>0.00</b>	<b>0.00</b>	<b>88,790.00</b>	<b>65,211.53</b>	<b>90,800.00</b>
<b>Category: 40 - PURCHASED SERVICES PROPERTY/EQUIPMENT</b>					
<a href="#">101.41.1120.413.40075</a>					
CITY FACILITIES ALLOCATION	0.00	0.00	7,100.00	5,916.70	7,100.00
<b>Category: 40 - PURCHASED SERVICES PROPERTY/EQUIPMENT Total:</b>	<b>0.00</b>	<b>0.00</b>	<b>7,100.00</b>	<b>5,916.70</b>	<b>7,100.00</b>
<b>Category: 50 - OTHER PURCHASED SERVICES</b>					
<a href="#">101.41.1120.413.50019</a>					
INSURANCE ALLOCATION	0.00	0.00	600.00	500.00	400.00
<a href="#">101.41.1120.413.50025</a>					
ADVERTISING/PUBLISH NOTICES	0.00	0.00	0.00	575.00	1,400.00
<a href="#">101.41.1120.413.50035</a>					
POSTAGE/DELIVERY	0.00	0.00	0.00	0.63	0.00
<a href="#">101.41.1120.413.50065</a>					
TRAVEL	0.00	0.00	0.00	99.04	0.00
<a href="#">101.41.1120.413.50070</a>					
DUES, LICENSES & SUBSCRIPTI...	0.00	0.00	600.00	179.00	600.00
<a href="#">101.41.1120.413.50072</a>					
DIVISION SOFTWARE	0.00	0.00	32,000.00	16,067.01	32,000.00

DRAFT

		2021	2022	2023	2023 YTD	2024
		Total Activity	Total Activity	Total Budget	10/31/2023	Budget
<a href="#">101.41.1120.413.50075</a>	MEALS AND LODGING	0.00	0.00	1,000.00	26.85	0.00
<a href="#">101.41.1120.413.50080</a>	CONFERENCES AND SEMINARS	0.00	0.00	1,000.00	0.00	600.00
<b>Category: 50 - OTHER PURCHASED SERVICES Total:</b>		<b>0.00</b>	<b>0.00</b>	<b>35,200.00</b>	<b>17,447.53</b>	<b>35,000.00</b>
<b>Category: 60 - SUPPLIES</b>						
<a href="#">101.41.1120.413.60001</a>	WELLNESS AND RECOGNITION	0.00	0.00	12,500.00	5,484.59	15,000.00
<a href="#">101.41.1120.413.60010</a>	SUPPLIES - OFFICE	0.00	0.00	1,000.00	34.55	500.00
<a href="#">101.41.1120.413.60071</a>	TECHNOLOGY ALLOCATION	0.00	0.00	10,800.00	9,000.00	10,300.00
<b>Category: 60 - SUPPLIES Total:</b>		<b>0.00</b>	<b>0.00</b>	<b>24,300.00</b>	<b>14,519.14</b>	<b>25,800.00</b>
<b>Department: 1120 - HUMAN RESOURCES Total:</b>		<b>0.00</b>	<b>0.00</b>	<b>411,990.00</b>	<b>306,199.66</b>	<b>427,100.00</b>

DRAFT



	2021 Total Activity	2022 Total Activity	2023 Total Budget	2023 YTD 10/31/2023	2024 Budget
<b>Department: 1140 - CITY CLERK</b>					
10 - WAGES & BENEFITS	0.00	0.00	335,000.00	256,072.03	340,100.00
30 - PROFESSIONAL / TECHNICAL SERVICES	0.00	0.00	10,000.00	1,552.47	5,000.00
40 - PURCHASED SERVICES PROPERTY/EQUIPMENT	0.00	0.00	10,700.00	8,916.70	10,600.00
50 - OTHER PURCHASED SERVICES	0.00	0.00	22,435.00	22,481.78	23,875.00
60 - SUPPLIES	0.00	0.00	25,100.00	20,991.11	24,350.00
<b>Department: 1140 - CITY CLERK Total:</b>	<b>0.00</b>	<b>0.00</b>	<b>403,235.00</b>	<b>310,014.09</b>	<b>403,925.00</b>

Prior to 2023, City Clerk activity was included in the Administration budget.

DRAFT



		2021 Total Activity	2022 Total Activity	2023 Total Budget	2023 YTD 10/31/2023	2024 Budget
<b>Department: 1140 - CITY CLERK</b>						
<b>Category: 10 - WAGES &amp; BENEFITS</b>						
<a href="#">101.41.1140.413.10100</a>	FULL-TIME EMPLOYEES	0.00	0.00	231,600.00	182,455.82	242,800.00
<a href="#">101.41.1140.413.10300</a>	EMPLOYEES-NON BENEFITED	0.00	0.00	19,800.00	9,020.04	11,600.00
<a href="#">101.41.1140.413.20100</a>	INSURANCE-CASH OPTION	0.00	0.00	13,000.00	10,495.98	13,000.00
<a href="#">101.41.1140.413.20300</a>	EMPLOYER SOCIAL SECURITY	0.00	0.00	15,600.00	11,730.68	15,800.00
<a href="#">101.41.1140.413.20350</a>	EMPLOYER MEDICARE	0.00	0.00	3,600.00	2,743.71	3,700.00
<a href="#">101.41.1140.413.20400</a>	EMPLOYER PERA	0.00	0.00	18,900.00	13,865.45	19,100.00
<a href="#">101.41.1140.413.20600</a>	MEDICAL INSURANCE	0.00	0.00	29,600.00	23,338.36	31,500.00
<a href="#">101.41.1140.413.20620</a>	LIFE INSURANCE	0.00	0.00	300.00	254.18	400.00
<a href="#">101.41.1140.413.20630</a>	LTD INSURANCE	0.00	0.00	700.00	575.87	800.00
<a href="#">101.41.1140.413.20720</a>	FLEX/COMP ACCOUNT FEE	0.00	0.00	200.00	175.24	200.00
<a href="#">101.41.1140.413.20750</a>	WORKERS COMPENSATION	0.00	0.00	1,700.00	1,416.70	1,200.00
<b>Category: 10 - WAGES &amp; BENEFITS Total:</b>		<b>0.00</b>	<b>0.00</b>	<b>335,000.00</b>	<b>256,072.03</b>	<b>340,100.00</b>
<b>Category: 30 - PROFESSIONAL / TECHNICAL SERVICES</b>						
<a href="#">101.41.1140.413.30420</a>	LEGAL SERVICES	0.00	0.00	5,000.00	0.00	0.00
<a href="#">101.41.1140.413.30700</a>	OTHER PROFESSIONAL SERVICES	0.00	0.00	5,000.00	1,552.47	5,000.00
<b>Category: 30 - PROFESSIONAL / TECHNICAL SERVICES Total:</b>		<b>0.00</b>	<b>0.00</b>	<b>10,000.00</b>	<b>1,552.47</b>	<b>5,000.00</b>
<b>Category: 40 - PURCHASED SERVICES PROPERTY/EQUIPMENT</b>						
<a href="#">101.41.1140.413.40075</a>	CITY FACILITIES ALLOCATION	0.00	0.00	10,700.00	8,916.70	10,600.00
<b>Category: 40 - PURCHASED SERVICES PROPERTY/EQUIPMENT Total:</b>		<b>0.00</b>	<b>0.00</b>	<b>10,700.00</b>	<b>8,916.70</b>	<b>10,600.00</b>
<b>Category: 50 - OTHER PURCHASED SERVICES</b>						
<a href="#">101.41.1140.413.50019</a>	INSURANCE ALLOCATION	0.00	0.00	600.00	500.00	600.00
<a href="#">101.41.1140.413.50025</a>	ADVERTISING/PUBLISH NOTICES	0.00	0.00	2,500.00	700.21	1,000.00
<a href="#">101.41.1140.413.50030</a>	PRINTING & BINDING	0.00	0.00	500.00	991.68	0.00
<a href="#">101.41.1140.413.50035</a>	POSTAGE/DELIVERY	0.00	0.00	150.00	312.23	150.00
<a href="#">101.41.1140.413.50065</a>	TRAVEL	0.00	0.00	500.00	637.17	1,300.00
<a href="#">101.41.1140.413.50070</a>	DUES, LICENSES & SUBSCRIPTI...	0.00	0.00	475.00	1,536.48	625.00



		2021 Total Activity	2022 Total Activity	2023 Total Budget	2023 YTD 10/31/2023	2024 Budget
<a href="#">101.41.1140.413.50072</a>	DIVISION SOFTWARE	0.00	0.00	14,500.00	14,500.50	16,000.00
<a href="#">101.41.1140.413.50075</a>	MEALS AND LODGING	0.00	0.00	1,225.00	1,275.23	2,400.00
<a href="#">101.41.1140.413.50080</a>	CONFERENCES AND SEMINARS	0.00	0.00	1,985.00	2,028.28	1,800.00
<b>Category: 50 - OTHER PURCHASED SERVICES Total:</b>		<b>0.00</b>	<b>0.00</b>	<b>22,435.00</b>	<b>22,481.78</b>	<b>23,875.00</b>
<b>Category: 60 - SUPPLIES</b>						
<a href="#">101.41.1140.413.60010</a>	SUPPLIES - OFFICE	0.00	0.00	500.00	491.11	750.00
<a href="#">101.41.1140.413.60071</a>	TECHNOLOGY ALLOCATION	0.00	0.00	24,600.00	20,500.00	23,600.00
<b>Category: 60 - SUPPLIES Total:</b>		<b>0.00</b>	<b>0.00</b>	<b>25,100.00</b>	<b>20,991.11</b>	<b>24,350.00</b>
<b>Department: 1140 - CITY CLERK Total:</b>		<b>0.00</b>	<b>0.00</b>	<b>403,235.00</b>	<b>310,014.09</b>	<b>403,925.00</b>

DRAFT



	<b>2021 Total Activity</b>	<b>2022 Total Activity</b>	<b>2023 Total Budget</b>	<b>2023 YTD 10/31/2023</b>	<b>2024 Budget</b>
<b>Department: 1200 - ELECTIONS</b>					
10 - WAGES & BENEFITS	13,000.38	100,899.20	24,400.00	19,402.45	166,000.00
30 - PROFESSIONAL / TECHNICAL SERVICES	44.72	0.00	300.00	0.00	23,000.00
40 - PURCHASED SERVICES PROPERTY/EQUIPMENT	3,241.67	7,838.00	0.00	3,023.60	5,600.00
50 - OTHER PURCHASED SERVICES	60.00	12,905.22	15,300.00	5,983.65	9,000.00
60 - SUPPLIES	399.96	15,905.36	22,600.00	10,500.00	31,103.00
70 - OTHER EXPENSES / EXPENDITURES	0.00	0.00	45,000.00	0.00	-45,000.00
<b>Department: 1200 - ELECTIONS Total:</b>	<b>16,746.73</b>	<b>137,547.78</b>	<b>107,600.00</b>	<b>38,909.70</b>	<b>189,703.00</b>

DRAFT



		2021 Total Activity	2022 Total Activity	2023 Total Budget	2023 YTD 10/31/2023	2024 Budget
<b>Department: 1200 - ELECTIONS</b>						
<b>Category: 10 - WAGES &amp; BENEFITS</b>						
<a href="#">101.41.1200.414.10100</a>	FULL-TIME EMPLOYEES	9,106.59	9,862.55	17,600.00	13,930.62	18,600.00
<a href="#">101.41.1200.414.10300</a>	EMPLOYEES-NON BENEFITED	108.00	79,052.96	0.00	0.00	136,100.00
<a href="#">101.41.1200.414.10400</a>	OVERTIME	0.00	3,462.34	0.00	0.00	100.00
<a href="#">101.41.1200.414.20100</a>	INSURANCE-CASH OPTION	456.19	463.32	900.00	730.62	900.00
<a href="#">101.41.1200.414.20300</a>	EMPLOYER SOCIAL SECURITY	569.39	3,298.15	1,100.00	868.48	1,200.00
<a href="#">101.41.1200.414.20350</a>	EMPLOYER MEDICARE	133.19	771.32	300.00	202.93	2,200.00
<a href="#">101.41.1200.414.20400</a>	EMPLOYER PERA	683.03	1,734.20	1,300.00	1,041.92	3,700.00
<a href="#">101.41.1200.414.20600</a>	MEDICAL INSURANCE	900.79	1,197.57	2,100.00	1,647.87	2,200.00
<a href="#">101.41.1200.414.20620</a>	LIFE INSURANCE	13.98	18.15	0.00	19.42	0.00
<a href="#">101.41.1200.414.20630</a>	LTD INSURANCE	29.26	38.68	0.00	43.89	100.00
<a href="#">101.41.1200.414.20750</a>	WORKERS COMPENSATION	999.96	999.96	1,100.00	916.70	900.00
<b>Category: 10 - WAGES &amp; BENEFITS Total:</b>		<b>13,000.38</b>	<b>100,899.20</b>	<b>24,400.00</b>	<b>19,402.45</b>	<b>166,000.00</b>
<b>Category: 30 - PROFESSIONAL / TECHNICAL SERVICES</b>						
<a href="#">101.41.1200.414.30700</a>	OTHER PROFESSIONAL SERVICES	44.72	0.00	300.00	0.00	23,000.00
<b>Category: 30 - PROFESSIONAL / TECHNICAL SERVICES Total:</b>		<b>44.72</b>	<b>0.00</b>	<b>300.00</b>	<b>0.00</b>	<b>23,000.00</b>
<b>Category: 40 - PURCHASED SERVICES PROPERTY/EQUIPMENT</b>						
<a href="#">101.41.1200.414.40044</a>	REPAIR & MAINT - OFFICE EQU...	3,241.67	5,838.00	0.00	3,023.60	200.00
<a href="#">101.41.1200.414.40065</a>	OTHER RENTALS	0.00	2,000.00	0.00	0.00	5,400.00
<b>Category: 40 - PURCHASED SERVICES PROPERTY/EQUIPMENT Total:</b>		<b>3,241.67</b>	<b>7,838.00</b>	<b>0.00</b>	<b>3,023.60</b>	<b>5,600.00</b>
<b>Category: 50 - OTHER PURCHASED SERVICES</b>						
<a href="#">101.41.1200.414.50020</a>	TELEPHONE	60.00	60.00	0.00	0.00	0.00
<a href="#">101.41.1200.414.50025</a>	ADVERTISING/PUBLISHED NOT...	0.00	477.05	100.00	0.00	100.00
<a href="#">101.41.1200.414.50030</a>	PRINTING & BINDING	0.00	0.00	0.00	0.00	0.00
<a href="#">101.41.1200.414.50035</a>	POSTAGE/DELIVERY	0.00	4,962.82	100.00	131.67	100.00
<a href="#">101.41.1200.414.50065</a>	TRAVEL	0.00	69.85	0.00	11.00	100.00
<a href="#">101.41.1200.414.50070</a>	DUES, LICENSES & SUBSCRIPTI...	0.00	6,890.50	9,300.00	0.00	0.00

DRAFT

		2021 Total Activity	2022 Total Activity	2023 Total Budget	2023 YTD 10/31/2023	2024 Budget
<a href="#">101.41.1200.414.50072</a>	DIVISION SOFTWARE	0.00	0.00	5,700.00	5,838.00	6,500.00
<a href="#">101.41.1200.414.50075</a>	MEALS AND LODGING	0.00	0.00	0.00	2.98	2,000.00
<a href="#">101.41.1200.414.50080</a>	CONFERENCES AND SEMINARS	0.00	445.00	100.00	0.00	200.00
<b>Category: 50 - OTHER PURCHASED SERVICES Total:</b>		<b>60.00</b>	<b>12,905.22</b>	<b>15,300.00</b>	<b>5,983.65</b>	<b>9,000.00</b>
<b>Category: 60 - SUPPLIES</b>						
<a href="#">101.41.1200.414.60010</a>	SUPPLIES - OFFICE	0.00	215.58	0.00	0.00	1,000.00
<a href="#">101.41.1200.414.60040</a>	SM TOOLS & MISC EQUIPMENT	0.00	12,951.24	10,000.00	0.00	18,003.00
<a href="#">101.41.1200.414.60065</a>	SUPPLIES - OTHER	0.00	2,038.58	0.00	0.00	0.00
<a href="#">101.41.1200.414.60071</a>	TECHNOLOGY ALLOCATION	399.96	699.96	12,600.00	10,500.00	12,100.00
<b>Category: 60 - SUPPLIES Total:</b>		<b>399.96</b>	<b>15,905.36</b>	<b>22,600.00</b>	<b>10,500.00</b>	<b>31,103.00</b>
<b>Category: 70 - OTHER EXPENSES / EXPENDITURES</b>						
<a href="#">101.41.1200.414.70600</a>	OTHER MISCELLANEOUS	0.00	0.00	45,000.00	0.00	-45,000.00
<b>Category: 70 - OTHER EXPENSES / EXPENDITURES Total:</b>		<b>0.00</b>	<b>0.00</b>	<b>45,000.00</b>	<b>0.00</b>	<b>-45,000.00</b>
<b>Department: 1200 - ELECTIONS Total:</b>		<b>16,746.73</b>	<b>137,547.78</b>	<b>107,600.00</b>	<b>38,909.70</b>	<b>189,703.00</b>

DRAFT



	2021 Total Activity	2022 Total Activity	2023 Total Budget	2023 YTD 10/31/2023	2024 Budget
<b>Department: 1300 - COMMUNICATIONS</b>					
10 - WAGES & BENEFITS	259,638.13	235,306.90	311,900.00	178,163.97	265,000.00
30 - PROFESSIONAL / TECHNICAL SERVICES	29,209.25	29,407.47	35,570.00	23,964.72	35,000.00
40 - PURCHASED SERVICES PROPERTY/EQUIPMENT	9,200.04	6,600.00	7,100.00	5,916.70	7,100.00
50 - OTHER PURCHASED SERVICES	39,808.53	45,068.75	71,700.00	38,015.02	70,062.00
60 - SUPPLIES	1,200.00	1,578.70	19,400.00	15,532.62	21,200.00
<b>Department: 1300 - COMMUNICATIONS Total:</b>	<b>339,055.95</b>	<b>317,961.82</b>	<b>445,670.00</b>	<b>261,593.03</b>	<b>398,362.00</b>

DRAFT



		2021 Total Activity	2022 Total Activity	2023 Total Budget	2023 YTD 10/31/2023	2024 Budget
<b>Department: 1300 - COMMUNICATIONS</b>						
<b>Category: 10 - WAGES &amp; BENEFITS</b>						
<a href="#">101.41.1300.413.10100</a>	FULL-TIME EMPLOYEES	159,733.47	157,259.34	224,200.00	117,935.92	194,600.00
<a href="#">101.41.1300.413.10200</a>	PART-TIME EMPLOYEES-BENEF...	0.00	0.00	0.00	16,128.00	0.00
<a href="#">101.41.1300.413.10300</a>	EMPLOYEES-NON BENEFITED	39,444.41	17,001.93	0.00	0.00	0.00
<a href="#">101.41.1300.413.10400</a>	OVERTIME	0.00	0.00	1,500.00	0.00	1,500.00
<a href="#">101.41.1300.413.20100</a>	INSURANCE-CASH OPTION	9,266.40	9,266.40	13,900.00	7,090.37	9,300.00
<a href="#">101.41.1300.413.20300</a>	EMPLOYER SOCIAL SECURITY	12,657.79	11,112.97	14,000.00	8,497.24	12,200.00
<a href="#">101.41.1300.413.20350</a>	EMPLOYER MEDICARE	2,960.34	2,599.02	3,300.00	1,987.29	2,800.00
<a href="#">101.41.1300.413.20400</a>	EMPLOYER PERA	14,938.31	13,069.67	16,900.00	10,054.82	14,700.00
<a href="#">101.41.1300.413.20600</a>	MEDICAL INSURANCE	19,993.20	20,877.36	35,600.00	14,497.83	28,000.00
<a href="#">101.41.1300.413.20620</a>	LIFE INSURANCE	253.56	253.56	300.00	224.42	300.00
<a href="#">101.41.1300.413.20630</a>	LTD INSURANCE	524.88	534.15	600.00	381.42	600.00
<a href="#">101.41.1300.413.20720</a>	FLEX/COMP ACCOUNT FEE	215.50	133.24	100.00	116.66	100.00
<a href="#">101.41.1300.413.20750</a>	WORKERS COMPENSATION	1,200.00	1,200.00	1,500.00	1,250.00	900.00
<a href="#">101.41.1300.413.20800</a>	COMPENSATED ABSENCES	-1,549.73	1,999.26	0.00	0.00	0.00
<b>Category: 10 - WAGES &amp; BENEFITS Total:</b>		<b>259,638.13</b>	<b>235,306.90</b>	<b>311,900.00</b>	<b>178,163.97</b>	<b>265,000.00</b>
<b>Category: 30 - PROFESSIONAL / TECHNICAL SERVICES</b>						
<a href="#">101.41.1300.413.30700</a>	OTHER PROFESSIONAL SERVICES	29,209.25	29,407.47	35,570.00	23,964.72	35,000.00
<b>Category: 30 - PROFESSIONAL / TECHNICAL SERVICES Total:</b>		<b>29,209.25</b>	<b>29,407.47</b>	<b>35,570.00</b>	<b>23,964.72</b>	<b>35,000.00</b>
<b>Category: 40 - PURCHASED SERVICES PROPERTY/EQUIPMENT</b>						
<a href="#">101.41.1300.413.40075</a>	CITY FACILITIES ALLOCATION	9,200.04	6,600.00	7,100.00	5,916.70	7,100.00
<b>Category: 40 - PURCHASED SERVICES PROPERTY/EQUIPMENT Total:</b>		<b>9,200.04</b>	<b>6,600.00</b>	<b>7,100.00</b>	<b>5,916.70</b>	<b>7,100.00</b>
<b>Category: 50 - OTHER PURCHASED SERVICES</b>						
<a href="#">101.41.1300.413.50019</a>	INSURANCE ALLOCATION	300.00	300.00	700.00	583.30	700.00
<a href="#">101.41.1300.413.50025</a>	ADVERTISING/PUBLISHED NOT...	231.91	1,065.49	3,000.00	907.24	3,000.00
<a href="#">101.41.1300.413.50030</a>	PRINTING & BINDING	208.50	0.00	3,000.00	87.88	3,000.00
<a href="#">101.41.1300.413.50032</a>	PRINT. & BIND. INSIGHTS	28,752.12	30,735.00	32,000.00	21,701.26	28,000.00

DRAFT

		2021 Total Activity	2022 Total Activity	2023 Total Budget	2023 YTD 10/31/2023	2024 Budget
<a href="#">101.41.1300.413.50035</a>	POSTAGE/DELIVERY	10,236.00	12,158.87	20,000.00	6,281.83	16,500.00
<a href="#">101.41.1300.413.50065</a>	TRAVEL	0.00	0.00	0.00	0.00	0.00
<a href="#">101.41.1300.413.50070</a>	DUES, LICENSES & SUBSCRIPTI...	80.00	809.39	1,000.00	785.51	1,692.00
<a href="#">101.41.1300.413.50072</a>	DIVISION SOFTWARE	0.00	0.00	11,000.00	7,668.00	15,850.00
<a href="#">101.41.1300.413.50075</a>	MEALS AND LODGING	0.00	0.00	0.00	0.00	0.00
<a href="#">101.41.1300.413.50080</a>	CONFERENCES AND SEMINARS	0.00	0.00	1,000.00	0.00	1,320.00
<b>Category: 50 - OTHER PURCHASED SERVICES Total:</b>		<b>39,808.53</b>	<b>45,068.75</b>	<b>71,700.00</b>	<b>38,015.02</b>	<b>70,062.00</b>
<b>Category: 60 - SUPPLIES</b>						
<a href="#">101.41.1300.413.60010</a>	SUPPLIES - OFFICE	0.00	122.98	200.00	42.65	200.00
<a href="#">101.41.1300.413.60040</a>	SM TOOLS & MISC EQUIPMENT	0.00	0.00	700.00	64.87	700.00
<a href="#">101.41.1300.413.60065</a>	SUPPLIES - OTHER	0.00	155.64	0.00	8.40	2,500.00
<a href="#">101.41.1300.413.60070</a>	CENTRAL STORES ALLOCATION	200.04	200.04	0.00	0.00	0.00
<a href="#">101.41.1300.413.60071</a>	TECHNOLOGY ALLOCATION	999.96	1,100.04	18,500.00	15,416.70	17,800.00
<b>Category: 60 - SUPPLIES Total:</b>		<b>1,200.00</b>	<b>1,578.70</b>	<b>19,400.00</b>	<b>15,532.62</b>	<b>21,200.00</b>
<b>Department: 1300 - COMMUNICATIONS Total:</b>		<b>339,055.95</b>	<b>317,961.82</b>	<b>445,670.00</b>	<b>261,593.03</b>	<b>398,362.00</b>

DRAFT



	2021 Total Activity	2022 Total Activity	2023 Total Budget	2023 YTD 10/31/2023	2024 Budget
<b>Department: 2000 - FINANCE</b>					
10 - WAGES & BENEFITS	891,452.18	902,011.74	855,240.00	668,261.42	1,015,300.00
30 - PROFESSIONAL / TECHNICAL SERVICES	97,768.84	113,318.72	107,000.00	71,170.39	80,200.00
40 - PURCHASED SERVICES PROPERTY/EQUIPMENT	32,400.00	24,200.04	24,900.00	20,750.00	24,700.00
50 - OTHER PURCHASED SERVICES	6,030.84	10,606.54	151,950.00	84,885.82	111,185.00
60 - SUPPLIES	41,325.62	41,303.15	51,800.00	42,299.85	50,300.00
70 - OTHER EXPENSES / EXPENDITURES	-1,314.20	3,468.15	2,000.00	2,179.17	2,400.00
<b>Department: 2000 - FINANCE Total:</b>	<b>1,067,663.28</b>	<b>1,094,908.34</b>	<b>1,192,890.00</b>	<b>889,546.65</b>	<b>1,284,085.00</b>

DRAFT



		2021 Total Activity	2022 Total Activity	2023 Total Budget	2023 YTD 10/31/2023	2024 Budget
<b>Department: 2000 - FINANCE</b>						
<b>Category: 10 - WAGES &amp; BENEFITS</b>						
<a href="#">101.41.2000.415.10100</a>	FULL-TIME EMPLOYEES	649,577.58	666,784.91	607,800.00	478,624.46	723,500.00
<a href="#">101.41.2000.415.10200</a>	PART-TIME EMPLOYEES-BENEF...	0.00	0.00	33,400.00	16,892.88	35,100.00
<a href="#">101.41.2000.415.10300</a>	EMPLOYEES-NON BENEFITED	4,878.34	2,388.74	0.00	0.00	0.00
<a href="#">101.41.2000.415.10400</a>	OVERTIME	1,081.30	661.77	5,000.00	4,508.52	5,200.00
<a href="#">101.41.2000.415.20100</a>	INSURANCE-CASH OPTION	33,416.76	32,682.11	30,000.00	22,845.24	34,300.00
<a href="#">101.41.2000.415.20300</a>	EMPLOYER SOCIAL SECURITY	40,623.58	41,537.83	40,100.00	30,788.66	47,400.00
<a href="#">101.41.2000.415.20350</a>	EMPLOYER MEDICARE	9,500.91	9,714.48	9,390.00	7,200.67	11,100.00
<a href="#">101.41.2000.415.20400</a>	EMPLOYER PERA	48,661.47	48,715.16	48,500.00	37,428.35	57,300.00
<a href="#">101.41.2000.415.20600</a>	MEDICAL INSURANCE	72,042.06	72,122.15	73,050.00	57,311.85	94,000.00
<a href="#">101.41.2000.415.20620</a>	LIFE INSURANCE	934.84	895.21	1,000.00	654.24	1,100.00
<a href="#">101.41.2000.415.20630</a>	LTD INSURANCE	1,703.42	1,618.46	1,700.00	1,282.27	2,400.00
<a href="#">101.41.2000.415.20700</a>	UNEMPLOYMENT COMPENSAT...	0.00	9,983.00	0.00	6,262.72	0.00
<a href="#">101.41.2000.415.20720</a>	FLEX/COMP ACCOUNT FEE	901.35	429.75	400.00	378.26	400.00
<a href="#">101.41.2000.415.20750</a>	WORKERS COMPENSATION	4,700.04	4,700.04	4,900.00	4,083.30	3,500.00
<a href="#">101.41.2000.415.20800</a>	COMPENSATED ABSENCES	23,430.53	9,778.13	0.00	0.00	0.00
<b>Category: 10 - WAGES &amp; BENEFITS Total:</b>		<b>891,452.18</b>	<b>902,011.74</b>	<b>855,240.00</b>	<b>668,261.42</b>	<b>1,015,300.00</b>
<b>Category: 30 - PROFESSIONAL / TECHNICAL SERVICES</b>						
<a href="#">101.41.2000.415.30100</a>	ACCOUNTING & AUDITING	83,766.25	32,900.00	0.00	0.00	0.00
<a href="#">101.41.2000.415.30420</a>	LEGAL SERVICES	564.00	244.00	1,000.00	0.00	0.00
<a href="#">101.41.2000.415.30700</a>	OTHER PROFESSIONAL SERVICES	13,438.59	80,174.72	106,000.00	71,170.39	80,200.00
<b>Category: 30 - PROFESSIONAL / TECHNICAL SERVICES Total:</b>		<b>97,768.84</b>	<b>113,318.72</b>	<b>107,000.00</b>	<b>71,170.39</b>	<b>80,200.00</b>
<b>Category: 40 - PURCHASED SERVICES PROPERTY/EQUIPMENT</b>						
<a href="#">101.41.2000.415.40075</a>	CITY FACILITIES ALLOCATION	32,400.00	24,200.04	24,900.00	20,750.00	24,700.00
<b>Category: 40 - PURCHASED SERVICES PROPERTY/EQUIPMENT Total:</b>		<b>32,400.00</b>	<b>24,200.04</b>	<b>24,900.00</b>	<b>20,750.00</b>	<b>24,700.00</b>
<b>Category: 50 - OTHER PURCHASED SERVICES</b>						
<a href="#">101.41.2000.415.50019</a>	INSURANCE ALLOCATION	1,899.96	1,899.96	2,200.00	1,833.30	1,600.00

DRAFT

		2021 Total Activity	2022 Total Activity	2023 Total Budget	2023 YTD 10/31/2023	2024 Budget
<a href="#">101.41.2000.415.50020</a>	TELEPHONE	570.00	920.00	0.00	0.00	0.00
<a href="#">101.41.2000.415.50025</a>	ADVERTISING/PUBLISHED NOT...	1,275.75	1,217.30	1,600.00	1,317.12	1,600.00
<a href="#">101.41.2000.415.50030</a>	PRINTING & BINDING	161.64	244.98	0.00	0.00	0.00
<a href="#">101.41.2000.415.50035</a>	POSTAGE/DELIVERY	0.00	0.00	300.00	2,623.09	5,000.00
<a href="#">101.41.2000.415.50065</a>	TRAVEL	333.21	612.77	3,400.00	2,524.34	2,900.00
<a href="#">101.41.2000.415.50070</a>	DUES, LICENSES & SUBSCRIPTI...	390.00	802.00	1,500.00	610.00	1,325.00
<a href="#">101.41.2000.415.50072</a>	DIVISION SOFTWARE	0.00	1,550.00	130,200.00	68,670.29	84,800.00
<a href="#">101.41.2000.415.50075</a>	MEALS AND LODGING	860.28	1,764.53	6,700.00	4,274.68	4,960.00
<a href="#">101.41.2000.415.50080</a>	CONFERENCES AND SEMINARS	540.00	1,595.00	6,050.00	3,033.00	9,000.00
<b>Category: 50 - OTHER PURCHASED SERVICES Total:</b>		<b>6,030.84</b>	<b>10,606.54</b>	<b>151,950.00</b>	<b>84,885.82</b>	<b>111,185.00</b>
<b>Category: 60 - SUPPLIES</b>						
<a href="#">101.41.2000.415.60010</a>	SUPPLIES - OFFICE	1,118.33	460.46	2,100.00	1,647.13	3,300.00
<a href="#">101.41.2000.415.60065</a>	SUPPLIES - OTHER	655.01	1,142.85	500.00	-347.28	500.00
<a href="#">101.41.2000.415.60070</a>	CENTRAL STORES ALLOCATION	36,952.24	36,899.88	0.00	0.00	0.00
<a href="#">101.41.2000.415.60071</a>	TECHNOLOGY ALLOCATION	2,600.04	2,799.96	49,200.00	41,000.00	46,500.00
<b>Category: 60 - SUPPLIES Total:</b>		<b>41,325.62</b>	<b>41,303.15</b>	<b>51,800.00</b>	<b>42,299.85</b>	<b>50,300.00</b>
<b>Category: 70 - OTHER EXPENSES / EXPENDITURES</b>						
<a href="#">101.41.2000.415.70440</a>	BANK CHARGES / CREDIT CARD	2,402.02	3,210.60	2,000.00	2,179.17	2,400.00
<a href="#">101.41.2000.415.70450</a>	CASH OVER/SHORT	-3,716.22	5.64	0.00	0.00	0.00
<a href="#">101.41.2000.415.70600</a>	OTHER MISCELLANEOUS	0.00	251.91	0.00	0.00	0.00
<b>Category: 70 - OTHER EXPENSES / EXPENDITURES Total:</b>		<b>-1,314.20</b>	<b>3,468.15</b>	<b>2,000.00</b>	<b>2,179.17</b>	<b>2,400.00</b>
<b>Department: 2000 - FINANCE Total:</b>		<b>1,067,663.28</b>	<b>1,094,908.34</b>	<b>1,192,890.00</b>	<b>889,546.65</b>	<b>1,284,085.00</b>

DRAFT



	2021 Total Activity	2022 Total Activity	2023 Total Budget	2023 YTD 10/31/2023	2024 Budget
<b>Department: 3000 - COMMUNITY DEVELOPMENT</b>					
10 - WAGES & BENEFITS	420,810.36	422,871.56	421,400.00	325,381.42	455,700.00
30 - PROFESSIONAL / TECHNICAL SERVICES	55,661.65	5,985.33	11,000.00	14,689.60	6,000.00
40 - PURCHASED SERVICES PROPERTY/EQUIPMENT	17,599.92	27,576.64	15,000.00	13,362.50	14,900.00
50 - OTHER PURCHASED SERVICES	1,330.70	5,833.65	4,850.00	6,302.15	3,950.00
60 - SUPPLIES	4,316.53	5,578.89	25,450.00	36,998.97	26,225.00
70 - OTHER EXPENSES / EXPENDITURES	110.00	0.00	0.00	0.00	0.00
91 - OTHER	0.00	42,190.76	0.00	21,925.80	0.00
<b>Department: 3000 - COMMUNITY DEVELOPMENT Total:</b>	<b>499,829.16</b>	<b>510,036.83</b>	<b>477,700.00</b>	<b>418,660.44</b>	<b>506,775.00</b>

DRAFT



		2021 Total Activity	2022 Total Activity	2023 Total Budget	2023 YTD 10/31/2023	2024 Budget
<b>Activity: 419 - COMMUNITY DEVELOPMENT</b>						
<b>Category: 10 - WAGES &amp; BENEFITS</b>						
<a href="#">101.45.3000.419.10100</a>	FULL-TIME EMPLOYEES	315,912.35	343,656.43	318,000.00	245,156.72	342,600.00
<a href="#">101.45.3000.419.10300</a>	EMPLOYEES-NON BENEFITED	0.00	0.00	0.00	0.00	1,500.00
<a href="#">101.45.3000.419.10400</a>	OVERTIME	0.00	0.00	700.00	0.00	700.00
<a href="#">101.45.3000.419.20100</a>	INSURANCE-CASH OPTION	14,348.66	13,368.72	14,400.00	10,520.82	14,400.00
<a href="#">101.45.3000.419.20300</a>	EMPLOYER SOCIAL SECURITY	19,288.49	19,513.34	19,800.00	14,702.06	21,400.00
<a href="#">101.45.3000.419.20350</a>	EMPLOYER MEDICARE	4,660.85	4,722.39	4,600.00	3,439.08	5,000.00
<a href="#">101.45.3000.419.20400</a>	EMPLOYER PERA	23,478.34	22,765.13	23,900.00	17,315.05	25,900.00
<a href="#">101.45.3000.419.20600</a>	MEDICAL INSURANCE	28,770.68	28,952.89	36,500.00	28,471.24	40,400.00
<a href="#">101.45.3000.419.20620</a>	LIFE INSURANCE	468.08	431.48	500.00	316.17	500.00
<a href="#">101.45.3000.419.20630</a>	LTD INSURANCE	837.77	749.82	700.00	493.02	1,100.00
<a href="#">101.45.3000.419.20720</a>	FLEX/COMP ACCOUNT FEE	273.39	218.49	200.00	226.26	300.00
<a href="#">101.45.3000.419.20750</a>	WORKERS COMPENSATION	2,000.04	2,000.04	2,100.00	1,750.00	1,900.00
<a href="#">101.45.3000.419.20800</a>	COMPENSATED ABSENCES	10,771.71	-16,124.08	0.00	0.00	0.00
<b>Category: 10 - WAGES &amp; BENEFITS Total:</b>		<b>420,810.36</b>	<b>420,254.65</b>	<b>421,400.00</b>	<b>322,390.42</b>	<b>455,700.00</b>
<b>Category: 30 - PROFESSIONAL / TECHNICAL SERVICES</b>						
<a href="#">101.45.3000.419.30420</a>	LEGAL SERVICES	30,491.60	0.00	5,000.00	0.00	0.00
<a href="#">101.45.3000.419.30600</a>	PLANNING SERVICES	5,846.25	255.00	0.00	1,241.02	0.00
<a href="#">101.45.3000.419.30700</a>	OTHER PROFESSIONAL SERVICES	19,323.80	1,990.33	6,000.00	13,303.58	6,000.00
<b>Category: 30 - PROFESSIONAL / TECHNICAL SERVICES Total:</b>		<b>55,661.65</b>	<b>2,245.33</b>	<b>11,000.00</b>	<b>14,544.60</b>	<b>6,000.00</b>
<b>Category: 40 - PURCHASED SERVICES PROPERTY/EQUIPMENT</b>						
<a href="#">101.45.3000.419.40070</a>	CENTRAL EQUIP ALLOCATION	4,299.96	4,299.96	4,300.00	3,583.30	4,300.00
<a href="#">101.45.3000.419.40075</a>	CITY FACILITIES ALLOCATION	13,299.96	9,500.04	10,700.00	8,916.70	10,600.00
<b>Category: 40 - PURCHASED SERVICES PROPERTY/EQUIPMENT Total:</b>		<b>17,599.92</b>	<b>13,800.00</b>	<b>15,000.00</b>	<b>12,500.00</b>	<b>14,900.00</b>
<b>Category: 50 - OTHER PURCHASED SERVICES</b>						
<a href="#">101.45.3000.419.50019</a>	INSURANCE ALLOCATION	600.00	600.00	800.00	666.70	700.00
<a href="#">101.45.3000.419.50025</a>	ADVERTISING/PUBLISHED NOT...	217.80	589.38	100.00	0.00	100.00

DRAFT

		2021 Total Activity	2022 Total Activity	2023 Total Budget	2023 YTD 10/31/2023	2024 Budget
<a href="#">101.45.3000.419.50030</a>	PRINTING & BINDING	73.50	0.00	100.00	0.00	100.00
<a href="#">101.45.3000.419.50035</a>	POSTAGE/DELIVERY	0.00	0.00	0.00	545.18	0.00
<a href="#">101.45.3000.419.50065</a>	TRAVEL	0.00	305.08	750.00	753.52	750.00
<a href="#">101.45.3000.419.50070</a>	DUES, LICENSES & SUBSCRIPTI...	346.40	864.00	1,200.00	390.50	400.00
<a href="#">101.45.3000.419.50075</a>	MEALS AND LODGING	0.00	103.47	400.00	222.25	400.00
<a href="#">101.45.3000.419.50080</a>	CONFERENCES AND SEMINARS	93.00	614.74	1,500.00	1,379.00	1,500.00
<b>Category: 50 - OTHER PURCHASED SERVICES Total:</b>		<b>1,330.70</b>	<b>3,076.67</b>	<b>4,850.00</b>	<b>3,957.15</b>	<b>3,950.00</b>
<b>Category: 60 - SUPPLIES</b>						
<a href="#">101.45.3000.419.60010</a>	SUPPLIES - OFFICE	41.45	14.71	250.00	305.96	250.00
<a href="#">101.45.3000.419.60045</a>	UNIFORMS & CLOTHING	275.00	275.00	300.00	275.00	275.00
<a href="#">101.45.3000.419.60065</a>	SUPPLIES - OTHER	0.00	227.69	0.00	288.19	300.00
<a href="#">101.45.3000.419.60070</a>	CENTRAL STORES ALLOCATION	2,900.04	2,960.04	0.00	0.00	0.00
<a href="#">101.45.3000.419.60071</a>	TECHNOLOGY ALLOCATION	1,100.04	1,299.96	24,900.00	20,750.00	25,400.00
<b>Category: 60 - SUPPLIES Total:</b>		<b>4,316.53</b>	<b>4,777.40</b>	<b>25,450.00</b>	<b>21,619.15</b>	<b>26,225.00</b>
<b>Category: 70 - OTHER EXPENSES / EXPENDITURES</b>						
<a href="#">101.45.3000.419.70600</a>	OTHER MISCELLANEOUS	110.00	0.00	0.00	0.00	0.00
<b>Category: 70 - OTHER EXPENSES / EXPENDITURES Total:</b>		<b>110.00</b>	<b>0.00</b>	<b>0.00</b>	<b>0.00</b>	<b>0.00</b>
<b>Activity: 419 - COMMUNITY DEVELOPMENT Total:</b>		<b>499,829.16</b>	<b>444,154.05</b>	<b>477,700.00</b>	<b>375,011.32</b>	<b>506,775.00</b>

DRAFT

		2021 Total Activity	2022 Total Activity	2023 Total Budget	2023 YTD 10/31/2023	2024 Budget
<b>Activity: 420 - RECYCLING GRANT</b>						
<b>Category: 10 - WAGES &amp; BENEFITS</b>						
<a href="#">101.45.3000.420.10100</a>	FULL-TIME EMPLOYEES	0.00	81.46	0.00	41.95	0.00
<a href="#">101.45.3000.420.10400</a>	OVERTIME	0.00	1,982.80	0.00	2,319.02	0.00
<a href="#">101.45.3000.420.20300</a>	EMPLOYER SOCIAL SECURITY	0.00	123.36	0.00	141.30	0.00
<a href="#">101.45.3000.420.20350</a>	EMPLOYER MEDICARE	0.00	28.86	0.00	33.05	0.00
<a href="#">101.45.3000.420.20400</a>	EMPLOYER PERA	0.00	146.89	0.00	168.00	0.00
<a href="#">101.45.3000.420.20600</a>	MEDICAL INSURANCE	0.00	253.54	0.00	287.68	0.00
<b>Category: 10 - WAGES &amp; BENEFITS Total:</b>		<b>0.00</b>	<b>2,616.91</b>	<b>0.00</b>	<b>2,991.00</b>	<b>0.00</b>
<b>Category: 30 - PROFESSIONAL / TECHNICAL SERVICES</b>						
<a href="#">101.45.3000.420.30700</a>	OTHER PROFESSIONAL SERVICES	0.00	3,740.00	0.00	145.00	0.00
<b>Category: 30 - PROFESSIONAL / TECHNICAL SERVICES Total:</b>		<b>0.00</b>	<b>3,740.00</b>	<b>0.00</b>	<b>145.00</b>	<b>0.00</b>
<b>Category: 40 - PURCHASED SERVICES PROPERTY/EQUIPMENT</b>						
<a href="#">101.45.3000.420.40025</a>	REFUSE DISPOSAL	0.00	13,776.64	0.00	862.50	0.00
<b>Category: 40 - PURCHASED SERVICES PROPERTY/EQUIPMENT Total:</b>		<b>0.00</b>	<b>13,776.64</b>	<b>0.00</b>	<b>862.50</b>	<b>0.00</b>
<b>Category: 50 - OTHER PURCHASED SERVICES</b>						
<a href="#">101.45.3000.420.50025</a>	ADVERTISING/PUBLISH NOTICES	0.00	2,633.00	0.00	2,165.00	0.00
<a href="#">101.45.3000.420.50035</a>	POSTAGE/DELIVERY	0.00	88.98	0.00	0.00	0.00
<a href="#">101.45.3000.420.50080</a>	CONFERENCES AND SEMINARS	0.00	35.00	0.00	180.00	0.00
<b>Category: 50 - OTHER PURCHASED SERVICES Total:</b>		<b>0.00</b>	<b>2,756.98</b>	<b>0.00</b>	<b>2,345.00</b>	<b>0.00</b>
<b>Category: 60 - SUPPLIES</b>						
<a href="#">101.45.3000.420.60065</a>	SUPPLIES - OTHER	0.00	801.49	0.00	15,379.82	0.00
<b>Category: 60 - SUPPLIES Total:</b>		<b>0.00</b>	<b>801.49</b>	<b>0.00</b>	<b>15,379.82</b>	<b>0.00</b>
<b>Category: 91 - OTHER</b>						
<a href="#">101.45.3000.420.91100</a>	OPERATING TRANSFERS OUT	0.00	42,190.76	0.00	21,925.80	0.00
<b>Category: 91 - OTHER Total:</b>		<b>0.00</b>	<b>42,190.76</b>	<b>0.00</b>	<b>21,925.80</b>	<b>0.00</b>
<b>Activity: 420 - RECYCLING GRANT</b>		<b>0.00</b>	<b>65,882.78</b>	<b>0.00</b>	<b>43,649.12</b>	<b>0.00</b>
<b>COMMUNITY DEVELOPMENT DEPARTMENT Total:</b>		<b>499,829.16</b>	<b>510,036.83</b>	<b>477,700.00</b>	<b>418,660.44</b>	<b>506,775.00</b>

DRAFT



	2021 Total Activity	2022 Total Activity	2023 Total Budget	2023 YTD 10/31/2023	2024 Budget
<b>Department: 3200 - PLANNING</b>					
10 - WAGES & BENEFITS	300,471.35	277,158.14	301,200.00	243,680.66	311,000.00
30 - PROFESSIONAL / TECHNICAL SERVICES	52,635.72	21,224.43	64,396.00	36,759.59	30,000.00
40 - PURCHASED SERVICES PROPERTY/EQUIPMENT	13,700.04	9,800.04	10,700.00	8,916.70	10,600.00
50 - OTHER PURCHASED SERVICES	39,539.94	40,136.60	51,200.00	38,282.89	50,000.00
60 - SUPPLIES	6,862.62	7,124.64	17,800.00	14,559.78	13,400.00
<b>Department: 3200 - PLANNING Total:</b>	<b>413,209.67</b>	<b>355,443.85</b>	<b>445,296.00</b>	<b>342,199.62</b>	<b>415,000.00</b>

DRAFT



		2021 Total Activity	2022 Total Activity	2023 Total Budget	2023 YTD 10/31/2023	2024 Budget
<b>Department: 3200 - PLANNING</b>						
<b>Category: 10 - WAGES &amp; BENEFITS</b>						
<a href="#">101.45.3200.419.10100</a>	FULL-TIME EMPLOYEES	225,134.64	210,996.96	231,000.00	187,087.77	237,900.00
<a href="#">101.45.3200.419.10300</a>	EMPLOYEES-NON BENEFITED	1,813.85	1,828.81	2,000.00	1,804.84	2,100.00
<a href="#">101.45.3200.419.10400</a>	OVERTIME	0.00	0.00	500.00	0.00	500.00
<a href="#">101.45.3200.419.20100</a>	INSURANCE-CASH OPTION	9,337.68	9,266.40	9,300.00	7,520.04	9,300.00
<a href="#">101.45.3200.419.20300</a>	EMPLOYER SOCIAL SECURITY	13,870.55	13,677.35	14,500.00	11,580.41	14,900.00
<a href="#">101.45.3200.419.20350</a>	EMPLOYER MEDICARE	3,243.86	3,198.75	3,400.00	2,708.27	3,500.00
<a href="#">101.45.3200.419.20400</a>	EMPLOYER PERA	16,684.24	16,962.22	17,500.00	14,166.94	18,000.00
<a href="#">101.45.3200.419.20600</a>	MEDICAL INSURANCE	18,017.20	19,023.63	20,400.00	16,594.73	22,500.00
<a href="#">101.45.3200.419.20620</a>	LIFE INSURANCE	328.58	326.57	300.00	262.80	300.00
<a href="#">101.45.3200.419.20630</a>	LTD INSURANCE	585.12	580.15	500.00	447.00	800.00
<a href="#">101.45.3200.419.20720</a>	FLEX/COMP ACCOUNT FEE	192.98	111.86	100.00	91.16	100.00
<a href="#">101.45.3200.419.20750</a>	WORKERS COMPENSATION	1,599.96	1,599.96	1,700.00	1,416.70	1,100.00
<a href="#">101.45.3200.419.20800</a>	COMPENSATED ABSENCES	9,662.69	-414.52	0.00	0.00	0.00
<b>Category: 10 - WAGES &amp; BENEFITS Total:</b>		<b>300,471.35</b>	<b>277,158.14</b>	<b>301,200.00</b>	<b>243,680.66</b>	<b>311,000.00</b>
<b>Category: 30 - PROFESSIONAL / TECHNICAL SERVICES</b>						
<a href="#">101.45.3200.419.30420</a>	LEGAL SERVICES	40,372.22	13,149.50	15,000.00	199.50	0.00
<a href="#">101.45.3200.419.30600</a>	PLANNING SERVICES	12,263.50	7,779.94	0.00	0.00	0.00
<a href="#">101.45.3200.419.30700</a>	OTHER PROFESSIONAL SERVICES	0.00	294.99	49,396.00	36,560.09	30,000.00
<b>Category: 30 - PROFESSIONAL / TECHNICAL SERVICES Total:</b>		<b>52,635.72</b>	<b>21,224.43</b>	<b>64,396.00</b>	<b>36,759.59</b>	<b>30,000.00</b>
<b>Category: 40 - PURCHASED SERVICES PROPERTY/EQUIPMENT</b>						
<a href="#">101.45.3200.419.40075</a>	CITY FACILITIES ALLOCATION	13,700.04	9,800.04	10,700.00	8,916.70	10,600.00
<b>Category: 40 - PURCHASED SERVICES PROPERTY/EQUIPMENT Total:</b>		<b>13,700.04</b>	<b>9,800.04</b>	<b>10,700.00</b>	<b>8,916.70</b>	<b>10,600.00</b>
<b>Category: 50 - OTHER PURCHASED SERVICES</b>						
<a href="#">101.45.3200.419.50019</a>	INSURANCE ALLOCATION	37,400.04	37,400.04	42,200.00	35,166.70	40,100.00
<a href="#">101.45.3200.419.50025</a>	ADVERTISING/PUBLISHED NOT...	592.65	504.33	2,500.00	328.10	2,500.00
<a href="#">101.45.3200.419.50030</a>	PRINTING & BINDING	110.25	0.00	500.00	0.00	500.00

DRAFT

		2021 Total Activity	2022 Total Activity	2023 Total Budget	2023 YTD 10/31/2023	2024 Budget
<a href="#">101.45.3200.419.50035</a>	POSTAGE/DELIVERY	0.00	0.00	1,500.00	901.08	1,500.00
<a href="#">101.45.3200.419.50065</a>	TRAVEL	0.00	200.00	200.00	432.30	200.00
<a href="#">101.45.3200.419.50070</a>	DUES, LICENSES & SUBSCRIPTI...	1,051.00	876.00	1,200.00	0.00	1,200.00
<a href="#">101.45.3200.419.50075</a>	MEALS AND LODGING	0.00	0.00	0.00	320.58	0.00
<a href="#">101.45.3200.419.50080</a>	CONFERENCES AND SEMINARS	386.00	1,156.23	3,100.00	1,134.13	4,000.00
<b>Category: 50 - OTHER PURCHASED SERVICES Total:</b>		<b>39,539.94</b>	<b>40,136.60</b>	<b>51,200.00</b>	<b>38,282.89</b>	<b>50,000.00</b>
<b>Category: 60 - SUPPLIES</b>						
<a href="#">101.45.3200.419.60010</a>	SUPPLIES - OFFICE	62.58	162.64	500.00	143.08	500.00
<a href="#">101.45.3200.419.60018</a>	SUPPLIES-TRAINING	0.00	0.00	0.00	0.00	0.00
<a href="#">101.45.3200.419.60065</a>	SUPPLIES - OTHER	0.00	62.00	0.00	0.00	0.00
<a href="#">101.45.3200.419.60070</a>	CENTRAL STORES ALLOCATION	5,900.04	5,900.04	0.00	0.00	0.00
<a href="#">101.45.3200.419.60071</a>	TECHNOLOGY ALLOCATION	900.00	999.96	17,300.00	14,416.70	12,900.00
<b>Category: 60 - SUPPLIES Total:</b>		<b>6,862.62</b>	<b>7,124.64</b>	<b>17,800.00</b>	<b>14,559.78</b>	<b>13,400.00</b>
<b>Department: 3200 - PLANNING Total:</b>		<b>413,209.67</b>	<b>355,443.85</b>	<b>445,296.00</b>	<b>342,199.62</b>	<b>415,000.00</b>

DRAFT



	2021 Total Activity	2022 Total Activity	2023 Total Budget	2023 YTD 10/31/2023	2024 Budget
<b>Department: 3300 - INSPECTIONS</b>					
10 - WAGES & BENEFITS	827,563.33	975,281.70	1,030,500.00	806,160.51	1,089,500.00
30 - PROFESSIONAL / TECHNICAL SERVICES	4,899.00	9,455.50	15,000.00	0.00	16,000.00
40 - PURCHASED SERVICES PROPERTY/EQUIPMENT	60,900.00	55,700.04	70,500.00	59,154.47	71,800.00
50 - OTHER PURCHASED SERVICES	5,375.14	8,224.83	89,500.00	64,203.56	75,300.00
60 - SUPPLIES	12,465.59	14,893.73	79,500.00	63,642.00	65,100.00
70 - OTHER EXPENSES / EXPENDITURES	19,878.64	20,646.77	24,000.00	17,044.83	20,000.00
<b>Department: 3300 - INSPECTIONS Total:</b>	<b>931,081.70</b>	<b>1,084,202.57</b>	<b>1,309,000.00</b>	<b>1,010,205.37</b>	<b>1,337,700.00</b>

DRAFT



		2021 Total Activity	2022 Total Activity	2023 Total Budget	2023 YTD 10/31/2023	2024 Budget
<b>Department: 3300 - INSPECTIONS</b>						
<b>Category: 10 - WAGES &amp; BENEFITS</b>						
<a href="#">101.45.3300.419.10100</a>	FULL-TIME EMPLOYEES	502,293.67	630,801.65	703,500.00	564,143.01	741,900.00
<a href="#">101.45.3300.419.10200</a>	PART-TIME EMPLOYEES-BENEF...	37,870.81	73,104.08	31,400.00	26,793.50	35,100.00
<a href="#">101.45.3300.419.10300</a>	EMPLOYEES-NON BENEFITED	44,567.59	1,044.95	0.00	0.00	0.00
<a href="#">101.45.3300.419.10400</a>	OVERTIME	4,467.01	7,147.48	25,000.00	5,786.00	25,800.00
<a href="#">101.45.3300.419.20100</a>	INSURANCE-CASH OPTION	35,080.51	40,989.54	41,700.00	29,572.76	39,600.00
<a href="#">101.45.3300.419.20300</a>	EMPLOYER SOCIAL SECURITY	36,062.57	42,644.00	47,100.00	36,091.55	49,800.00
<a href="#">101.45.3300.419.20350</a>	EMPLOYER MEDICARE	8,434.03	9,972.95	11,000.00	8,440.90	11,600.00
<a href="#">101.45.3300.419.20400</a>	EMPLOYER PERA	39,705.99	51,460.98	57,000.00	44,628.45	60,200.00
<a href="#">101.45.3300.419.20600</a>	MEDICAL INSURANCE	88,097.61	100,301.53	106,100.00	84,533.49	117,000.00
<a href="#">101.45.3300.419.20620</a>	LIFE INSURANCE	841.80	1,019.84	1,100.00	732.62	1,100.00
<a href="#">101.45.3300.419.20630</a>	LTD INSURANCE	1,568.36	2,106.68	2,000.00	1,535.81	2,500.00
<a href="#">101.45.3300.419.20700</a>	UNEMPLOYMENT COMPENSAT...	3,894.02	0.00	0.00	0.00	0.00
<a href="#">101.45.3300.419.20720</a>	FLEX/COMP ACCOUNT FEE	627.62	554.25	500.00	485.72	600.00
<a href="#">101.45.3300.419.20750</a>	WORKERS COMPENSATION	3,900.00	3,900.00	4,100.00	3,416.70	4,300.00
<a href="#">101.45.3300.419.20800</a>	COMPENSATED ABSENCES	20,151.74	10,233.77	0.00	0.00	0.00
<b>Category: 10 - WAGES &amp; BENEFITS Total:</b>		<b>827,563.33</b>	<b>975,281.70</b>	<b>1,030,500.00</b>	<b>806,160.51</b>	<b>1,089,500.00</b>
<b>Category: 30 - PROFESSIONAL / TECHNICAL SERVICES</b>						
<a href="#">101.45.3300.419.30420</a>	LEGAL SERVICES	0.00	0.00	0.00	0.00	0.00
<a href="#">101.45.3300.419.30700</a>	OTHER PROFESSIONAL SERVICES	4,899.00	9,455.50	15,000.00	0.00	16,000.00
<b>Category: 30 - PROFESSIONAL / TECHNICAL SERVICES Total:</b>		<b>4,899.00</b>	<b>9,455.50</b>	<b>15,000.00</b>	<b>0.00</b>	<b>16,000.00</b>
<b>Category: 40 - PURCHASED SERVICES PROPERTY/EQUIPMENT</b>						
<a href="#">101.45.3300.419.40041</a>	REPAIR & MAINT - VEHICLES	0.00	0.00	0.00	404.47	0.00
<a href="#">101.45.3300.419.40070</a>	CENTRAL EQUIP ALLOCATION	30,900.00	34,200.00	35,000.00	29,166.70	40,000.00
<a href="#">101.45.3300.419.40075</a>	CITY FACILITIES ALLOCATION	30,000.00	21,500.04	35,500.00	29,583.30	31,800.00
<b>Category: 40 - PURCHASED SERVICES PROPERTY/EQUIPMENT Total:</b>		<b>60,900.00</b>	<b>55,700.04</b>	<b>70,500.00</b>	<b>59,154.47</b>	<b>71,800.00</b>

DRAFT

		2021 Total Activity	2022 Total Activity	2023 Total Budget	2023 YTD 10/31/2023	2024 Budget
<b>Category: 50 - OTHER PURCHASED SERVICES</b>						
<a href="#">101.45.3300.419.50019</a>	INSURANCE ALLOCATION	3,099.96	3,099.96	3,300.00	2,750.00	3,200.00
<a href="#">101.45.3300.419.50030</a>	PRINTING & BINDING	224.50	120.00	500.00	0.00	500.00
<a href="#">101.45.3300.419.50035</a>	POSTAGE/DELIVERY	0.00	0.00	500.00	9.75	200.00
<a href="#">101.45.3300.419.50065</a>	TRAVEL	0.00	2.80	200.00	0.00	200.00
<a href="#">101.45.3300.419.50070</a>	DUES, LICENSES & SUBSCRIPTI...	340.00	317.35	1,000.00	403.55	1,200.00
<a href="#">101.45.3300.419.50072</a>	DIVISION SOFTWARE	0.00	0.00	75,000.00	54,380.07	60,000.00
<a href="#">101.45.3300.419.50075</a>	MEALS AND LODGING	205.68	193.72	2,000.00	277.19	2,000.00
<a href="#">101.45.3300.419.50080</a>	CONFERENCES AND SEMINARS	1,505.00	4,491.00	7,000.00	6,383.00	8,000.00
<b>Category: 50 - OTHER PURCHASED SERVICES Total:</b>		<b>5,375.14</b>	<b>8,224.83</b>	<b>89,500.00</b>	<b>64,203.56</b>	<b>75,300.00</b>
<b>Category: 60 - SUPPLIES</b>						
<a href="#">101.45.3300.419.60010</a>	SUPPLIES - OFFICE	48.01	642.54	500.00	104.82	500.00
<a href="#">101.45.3300.419.60018</a>	SUPPLIES-TRAINING	1,068.96	573.83	2,000.00	601.74	2,000.00
<a href="#">101.45.3300.419.60040</a>	SM TOOLS & MISC EQUIPMENT	476.66	75.25	1,000.00	489.44	1,000.00
<a href="#">101.45.3300.419.60045</a>	UNIFORMS & CLOTHING	1,671.92	2,461.62	2,000.00	1,196.00	2,200.00
<a href="#">101.45.3300.419.60065</a>	SUPPLIES - OTHER	0.00	1,640.45	500.00	0.00	500.00
<a href="#">101.45.3300.419.60070</a>	CENTRAL STORES ALLOCATION	6,800.04	6,800.04	0.00	0.00	0.00
<a href="#">101.45.3300.419.60071</a>	TECHNOLOGY ALLOCATION	2,400.00	2,700.00	73,500.00	61,250.00	58,900.00
<b>Category: 60 - SUPPLIES Total:</b>		<b>12,465.59</b>	<b>14,893.73</b>	<b>79,500.00</b>	<b>63,642.00</b>	<b>65,100.00</b>
<b>Category: 70 - OTHER EXPENSES / EXPENDITURES</b>						
<a href="#">101.45.3300.419.70440</a>	BANK CHARGES / CREDIT CARD	19,631.64	20,646.77	24,000.00	17,016.09	20,000.00
<a href="#">101.45.3300.419.70450</a>	CASH OVER/SHORT	-56.00	0.00	0.00	28.74	0.00
<a href="#">101.45.3300.419.70600</a>	OTHER MISCELLANEOUS	303.00	0.00	0.00	0.00	0.00
<b>Category: 70 - OTHER EXPENSES / EXPENDITURES Total:</b>		<b>19,878.64</b>	<b>20,646.77</b>	<b>24,000.00</b>	<b>17,044.83</b>	<b>20,000.00</b>
<b>Department: 3300 - INSPECTIONS Total:</b>		<b>931,081.70</b>	<b>1,084,202.57</b>	<b>1,309,000.00</b>	<b>1,010,205.37</b>	<b>1,337,700.00</b>

DRAFT



	2021 Total Activity	2022 Total Activity	2023 Total Budget	2023 YTD 10/31/2023	2024 Budget
<b>Department: 4000 - POLICE</b>					
10 - WAGES & BENEFITS	6,673,300.02	7,381,588.52	8,138,350.00	6,245,813.44	8,600,370.00
30 - PROFESSIONAL / TECHNICAL SERVICES	263,071.04	270,062.65	315,300.00	199,800.08	306,550.00
40 - PURCHASED SERVICES PROPERTY/EQUIPMENT	708,495.69	610,393.00	630,800.00	521,123.66	610,700.00
50 - OTHER PURCHASED SERVICES	193,303.44	203,666.53	309,459.00	265,320.04	308,999.00
60 - SUPPLIES	140,681.54	197,530.81	545,032.00	449,553.78	552,096.00
70 - OTHER EXPENSES / EXPENDITURES	1,077,520.85	983,012.73	1,266,982.00	1,135,193.93	1,423,041.00
80 - CAPITAL OUTLAY	394,841.22	92,434.61	0.00	914.00	45,000.00
91 - OTHER	7,500.00	15,000.00	0.00	0.00	0.00
<b>Department: 4000 - POLICE Total:</b>	<b>9,458,713.80</b>	<b>9,753,688.85</b>	<b>11,205,923.00</b>	<b>8,817,718.93</b>	<b>11,846,756.00</b>

DRAFT



		2021 Total Activity	2022 Total Activity	2023 Total Budget	2023 YTD 10/31/2023	2024 Budget
<b>Department: 4000 - POLICE</b>						
<b>Category: 10 - WAGES &amp; BENEFITS</b>						
<a href="#">101.42.4000.421.10100</a>	FULL-TIME EMPLOYEES	4,325,716.59	4,945,267.78	5,605,200.00	4,245,731.21	5,835,100.00
<a href="#">101.42.4000.421.10300</a>	EMPLOYEES-NON BENEFITED	74,095.11	44,257.31	69,700.00	27,266.75	71,800.00
<a href="#">101.42.4000.421.10400</a>	OVERTIME	171,280.12	225,650.77	157,250.00	191,620.31	161,970.00
<a href="#">101.42.4000.421.20100</a>	INSURANCE-CASH OPTION	200,585.40	223,486.20	245,600.00	189,239.70	245,600.00
<a href="#">101.42.4000.421.20150</a>	EDUCATION INCENTIVE	179,151.18	89,904.86	0.00	0.00	0.00
<a href="#">101.42.4000.421.20200</a>	LONGEVITY PAY	47,855.22	24,630.30	0.00	0.00	0.00
<a href="#">101.42.4000.421.20300</a>	EMPLOYER SOCIAL SECURITY	25,765.88	24,771.36	30,000.00	19,830.66	30,600.00
<a href="#">101.42.4000.421.20350</a>	EMPLOYER MEDICARE	69,724.70	77,197.04	84,800.00	64,955.24	88,000.00
<a href="#">101.42.4000.421.20400</a>	EMPLOYER PERA	797,212.89	891,643.55	985,300.00	758,089.94	1,023,900.00
<a href="#">101.42.4000.421.20600</a>	MEDICAL INSURANCE	421,813.47	484,606.29	598,600.00	443,537.47	659,300.00
<a href="#">101.42.4000.421.20601</a>	MED INS.-DISABLED OFFICERS	0.00	56,693.60	65,100.00	56,467.91	80,200.00
<a href="#">101.42.4000.421.20620</a>	LIFE INSURANCE	6,668.62	6,550.69	8,100.00	5,120.88	8,400.00
<a href="#">101.42.4000.421.20630</a>	LTD INSURANCE	11,870.23	12,089.87	13,700.00	9,344.27	18,500.00
<a href="#">101.42.4000.421.20700</a>	UNEMPLOYMENT COMPENSAT...	5,286.20	0.00	0.00	5,200.63	0.00
<a href="#">101.42.4000.421.20720</a>	FLEX/COMP ACCOUNT FEE	4,798.30	2,908.41	2,800.00	2,575.17	2,900.00
<a href="#">101.42.4000.421.20750</a>	WORKERS COMPENSATION	247,900.08	247,900.08	272,200.00	226,833.30	374,100.00
<a href="#">101.42.4000.421.20800</a>	COMPENSATED ABSENCES	83,576.03	24,030.41	0.00	0.00	0.00
<b>Category: 10 - WAGES &amp; BENEFITS Total:</b>		<b>6,673,300.02</b>	<b>7,381,588.52</b>	<b>8,138,350.00</b>	<b>6,245,813.44</b>	<b>8,600,370.00</b>
<b>Category: 30 - PROFESSIONAL / TECHNICAL SERVICES</b>						
<a href="#">101.42.4000.421.30410</a>	PROSECUTION	234,274.08	237,588.08	285,000.00	177,970.15	293,550.00
<a href="#">101.42.4000.421.30420</a>	LEGAL SERVICES	3,539.86	2,610.78	8,000.00	238.00	0.00
<a href="#">101.42.4000.421.30700</a>	OTHER PROFESSIONAL SERVICES	16,186.15	21,083.79	17,500.00	15,263.93	6,000.00
<a href="#">101.42.4000.421.30701</a>	BACKGROUND CHECK FEES	9,070.95	8,780.00	4,800.00	6,328.00	7,000.00
<b>Category: 30 - PROFESSIONAL / TECHNICAL SERVICES Total:</b>		<b>263,071.04</b>	<b>270,062.65</b>	<b>315,300.00</b>	<b>199,800.08</b>	<b>306,550.00</b>

DRAFT

		2021 Total Activity	2022 Total Activity	2023 Total Budget	2023 YTD 10/31/2023	2024 Budget
<b>Category: 40 - PURCHASED SERVICES PROPERTY/EQUIPMENT</b>						
<a href="#">101.42.4000.421.40041</a>	REPAIR & MAINT - VEHICLES	0.00	1,302.96	0.00	1,190.00	3,000.00
<a href="#">101.42.4000.421.40042</a>	REPAIR & MAINT - EQUIPMENT	4,762.40	2,851.29	10,000.00	2,600.36	10,000.00
<a href="#">101.42.4000.421.40044</a>	REPAIR & MAINT - OFFICE EQU...	13,483.33	2,238.79	0.00	0.00	0.00
<a href="#">101.42.4000.421.40070</a>	CENTRAL EQUIP ALLOCATION	265,550.04	307,400.04	286,600.00	238,833.30	296,900.00
<a href="#">101.42.4000.421.40075</a>	CITY FACILITIES ALLOCATION	424,699.92	296,599.92	334,200.00	278,500.00	300,800.00
<b>Category: 40 - PURCHASED SERVICES PROPERTY/EQUIPMENT Total:</b>		<b>708,495.69</b>	<b>610,393.00</b>	<b>630,800.00</b>	<b>521,123.66</b>	<b>610,700.00</b>
<b>Category: 50 - OTHER PURCHASED SERVICES</b>						
<a href="#">101.42.4000.421.50019</a>	INSURANCE ALLOCATION	132,100.32	132,100.32	155,900.00	129,916.70	140,800.00
<a href="#">101.42.4000.421.50020</a>	TELEPHONE	943.96	0.00	0.00	0.00	0.00
<a href="#">101.42.4000.421.50025</a>	ADVERTISING/PUBLISHED NOT...	20.70	67.68	500.00	117.91	500.00
<a href="#">101.42.4000.421.50030</a>	PRINTING & BINDING	3,981.45	6,317.62	4,500.00	4,214.55	5,000.00
<a href="#">101.42.4000.421.50035</a>	POSTAGE/DELIVERY	334.76	176.55	400.00	525.51	700.00
<a href="#">101.42.4000.421.50040</a>	LAUNDRY	263.96	0.00	0.00	0.00	0.00
<a href="#">101.42.4000.421.50065</a>	TRAVEL	4,802.97	6,456.48	6,000.00	5,461.21	6,000.00
<a href="#">101.42.4000.421.50070</a>	DUES, LICENSES & SUBSCRIPTI...	10,662.12	9,653.25	6,010.00	5,032.40	9,500.00
<a href="#">101.42.4000.421.50072</a>	DIVISION SOFTWARE	0.00	0.00	65,334.00	67,282.11	75,284.00
<a href="#">101.42.4000.421.50075</a>	MEALS AND LODGING	2,449.46	6,115.38	6,500.00	4,076.78	9,200.00
<a href="#">101.42.4000.421.50078</a>	EXPLORER EXPENDITURES	555.78	2,204.21	2,670.00	2,253.04	3,595.00
<a href="#">101.42.4000.421.50080</a>	CONFERENCES AND SEMINARS	37,187.96	32,215.04	61,645.00	37,079.83	58,420.00
<a href="#">101.42.4000.422.50080</a>	K9 TRAINING	0.00	8,360.00	0.00	9,360.00	0.00
<b>Category: 50 - OTHER PURCHASED SERVICES Total:</b>		<b>193,303.44</b>	<b>203,666.53</b>	<b>309,459.00</b>	<b>265,320.04</b>	<b>308,999.00</b>
<b>Category: 60 - SUPPLIES</b>						
<a href="#">101.42.4000.421.60006</a>	PUBLIC EDUCATION MATERIAL	1,123.92	1,978.16	1,000.00	0.00	1,000.00
<a href="#">101.42.4000.421.60010</a>	SUPPLIES - OFFICE	0.00	241.21	500.00	1,767.51	2,000.00
<a href="#">101.42.4000.421.60013</a>	SUPPLIES - K9	2,670.94	3,387.37	3,000.00	4,779.35	3,000.00
<a href="#">101.42.4000.421.60016</a>	SUPPLIES - MAINTENANCE	100.00	3,237.32	3,500.00	1,008.36	1,810.00
<a href="#">101.42.4000.421.60018</a>	SUPPLIES - TRAINING	25,758.90	36,812.90	35,000.00	26,811.80	39,986.00
<a href="#">101.42.4000.421.60040</a>	SM TOOLS & MISC EQUIPMENT	0.00	0.00	12,032.00	11,426.84	1,000.00
<a href="#">101.42.4000.421.60045</a>	UNIFORMS & CLOTHING	54,015.71	86,456.00	68,500.00	59,461.38	82,500.00
<a href="#">101.42.4000.421.60065</a>	SUPPLIES - OTHER	16,587.52	30,803.39	38,000.00	22,776.49	39,300.00
<a href="#">101.42.4000.421.60068</a>	SUPPLIES - COMMUNITY OUTR...	16,174.59	10,814.50	15,000.00	14,438.75	12,500.00

		2021 Total Activity	2022 Total Activity	2023 Total Budget	2023 YTD 10/31/2023	2024 Budget
<a href="#">101.42.4000.421.60070</a>	CENTRAL STORES ALLOCATION	5,949.96	5,499.96	0.00	0.00	0.00
<a href="#">101.42.4000.421.60071</a>	TECHNOLOGY ALLOCATION	18,300.00	18,300.00	368,500.00	307,083.30	369,000.00
	<b>Category: 60 - SUPPLIES Total:</b>	<b>140,681.54</b>	<b>197,530.81</b>	<b>545,032.00</b>	<b>449,553.78</b>	<b>552,096.00</b>
	<b>Category: 70 - OTHER EXPENSES / EXPENDITURES</b>					
<a href="#">101.42.4000.421.70300</a>	LEASE PAYMENTS	133,365.43	16,420.23	180,000.00	184,667.79	193,347.00
<a href="#">101.42.4000.421.70501</a>	MISCELLANEOUS CONTRACTS	246,151.42	372,463.80	317,018.00	241,095.66	381,194.00
<a href="#">101.42.4000.421.70502</a>	DCC CONTRACT	698,004.00	594,128.70	738,714.00	677,150.10	811,103.00
<a href="#">101.42.4000.421.70520</a>	EMERGENCY OPERATIONS CON...	0.00	0.00	31,250.00	32,280.38	37,397.00
	<b>Category: 70 - OTHER EXPENSES / EXPENDITURES Total:</b>	<b>1,077,520.85</b>	<b>983,012.73</b>	<b>1,266,982.00</b>	<b>1,135,193.93</b>	<b>1,423,041.00</b>
	<b>Category: 80 - CAPITAL OUTLAY</b>					
<a href="#">101.42.4000.421.80500</a>	FURNITURE AND FIXTURES	0.00	3,800.04	0.00	0.00	0.00
<a href="#">101.42.4000.421.80700</a>	MOTOR VEHICLES	148,376.72	21,724.07	0.00	914.00	0.00
<a href="#">101.42.4000.421.80750</a>	Lease Capital Outlay	0.00	58,318.00	0.00	0.00	0.00
<a href="#">101.42.4000.421.80800</a>	OTHER EQUIPMENT	246,464.50	8,592.50	0.00	0.00	45,000.00
	<b>Category: 80 - CAPITAL OUTLAY Total:</b>	<b>394,841.22</b>	<b>92,434.61</b>	<b>0.00</b>	<b>914.00</b>	<b>45,000.00</b>
	<b>Category: 91 - OTHER</b>					
<a href="#">101.42.4000.421.91100</a>	OPERATING TRANSFERS OUT	7,500.00	15,000.00	0.00	0.00	0.00
	<b>Category: 91 - OTHER Total:</b>	<b>7,500.00</b>	<b>15,000.00</b>	<b>0.00</b>	<b>0.00</b>	<b>0.00</b>
	<b>Department: 4000 - POLICE Total:</b>	<b>9,458,713.80</b>	<b>9,753,688.85</b>	<b>11,205,923.00</b>	<b>8,817,718.93</b>	<b>11,846,756.00</b>

DRAFT



	2021 Total Activity	2022 Total Activity	2023 Total Budget	2023 YTD 10/31/2023	2024 Budget
<b>Department: 4200 - FIRE</b>					
10 - WAGES & BENEFITS	2,279,739.65	3,141,637.58	3,699,315.00	2,609,731.10	4,042,085.00
30 - PROFESSIONAL / TECHNICAL SERVICES	71,733.05	94,387.46	61,200.00	52,368.15	95,200.00
40 - PURCHASED SERVICES PROPERTY/EQUIPMENT	884,882.14	1,058,089.40	1,105,600.00	928,062.32	1,211,900.00
50 - OTHER PURCHASED SERVICES	65,818.50	69,037.07	139,600.00	111,019.90	149,900.00
60 - SUPPLIES	116,818.60	229,052.68	429,804.00	296,772.03	360,060.00
70 - OTHER EXPENSES / EXPENDITURES	77,556.00	66,014.30	82,080.00	75,238.90	80,219.00
80 - CAPITAL OUTLAY	0.00	0.00	50,000.00	50,000.00	0.00
91 - OTHER	7,800.00	7,800.00	325,000.00	0.00	525,000.00
<b>Department: 4200 - FIRE Total:</b>	<b>3,504,347.94</b>	<b>4,666,018.49</b>	<b>5,892,599.00</b>	<b>4,123,192.40</b>	<b>6,464,364.00</b>

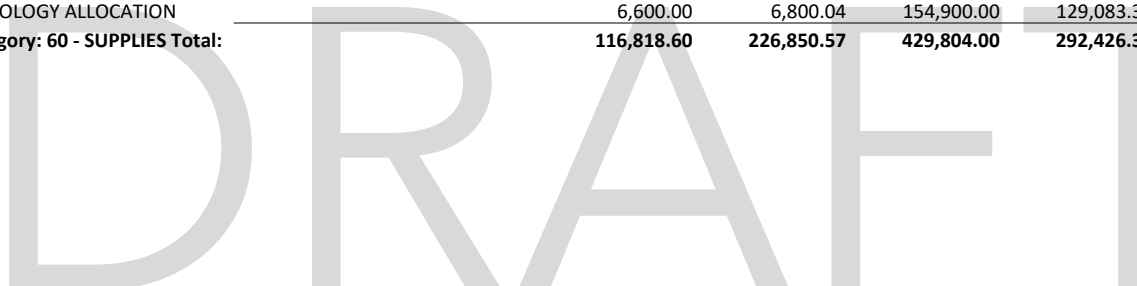
DRAFT



		2021 Total Activity	2022 Total Activity	2023 Total Budget	2023 YTD 10/31/2023	2024 Budget
<b>Activity: 423 - FIRE</b>						
<b>Category: 10 - WAGES &amp; BENEFITS</b>						
<a href="#">101.42.4200.423.10100</a>	FULL-TIME EMPLOYEES	928,008.48	1,435,138.21	1,766,000.00	1,408,282.36	1,996,200.00
<a href="#">101.42.4200.423.10300</a>	EMPLOYEES-NON BENEFITED	487,663.38	422,366.33	604,300.00	244,991.38	523,096.00
<a href="#">101.42.4200.423.10400</a>	OVERTIME	62,895.34	151,559.29	130,240.00	175,492.53	184,900.00
<a href="#">101.42.4200.423.20100</a>	INSURANCE-CASH OPTION	39,015.60	69,773.10	83,400.00	66,751.50	88,000.00
<a href="#">101.42.4200.423.20300</a>	EMPLOYER SOCIAL SECURITY	46,082.07	36,144.60	54,200.00	19,447.88	38,500.00
<a href="#">101.42.4200.423.20350</a>	EMPLOYER MEDICARE	20,788.46	28,906.06	36,200.00	26,275.56	39,400.00
<a href="#">101.42.4200.423.20400</a>	EMPLOYER PERA	142,807.25	244,540.46	290,500.00	255,894.06	359,900.00
<a href="#">101.42.4200.423.20500</a>	FIRE RELIEF ASSN-STATE AID DI...	239,102.35	255,694.80	255,500.00	1,000.00	278,514.00
<a href="#">101.42.4200.423.20510</a>	FIRE RELIEF ASSN-CITY CONTRI...	87,475.00	89,975.00	92,475.00	92,475.00	94,975.00
<a href="#">101.42.4200.423.20600</a>	MEDICAL INSURANCE	92,113.72	154,040.54	203,200.00	167,806.78	246,500.00
<a href="#">101.42.4200.423.20620</a>	LIFE INSURANCE	1,346.37	1,941.71	2,600.00	1,510.48	2,900.00
<a href="#">101.42.4200.423.20630</a>	LTD INSURANCE	2,512.08	3,038.10	4,600.00	3,022.63	6,300.00
<a href="#">101.42.4200.423.20700</a>	UNEMPLOYMENT COMPENSAT...	3,367.78	886.91	0.00	0.00	0.00
<a href="#">101.42.4200.423.20720</a>	FLEX/COMP ACCOUNT FEE	549.55	706.64	900.00	780.94	900.00
<a href="#">101.42.4200.423.20750</a>	WORKERS COMPENSATION	127,299.96	166,899.96	175,200.00	146,000.00	182,000.00
<a href="#">101.42.4200.423.20800</a>	COMPENSATED ABSENCES	-1,287.74	80,025.87	0.00	0.00	0.00
<b>Category: 10 - WAGES &amp; BENEFITS Total:</b>		<b>2,279,739.65</b>	<b>3,141,637.58</b>	<b>3,699,315.00</b>	<b>2,609,731.10</b>	<b>4,042,085.00</b>
<b>Category: 30 - PROFESSIONAL / TECHNICAL SERVICES</b>						
<a href="#">101.42.4200.423.30420</a>	LEGAL SERVICES	1,787.35	0.00	2,000.00	0.00	0.00
<a href="#">101.42.4200.423.30700</a>	OTHER PROFESSIONAL SERVICES	69,945.70	83,087.46	59,200.00	51,552.75	95,200.00
<b>Category: 30 - PROFESSIONAL / TECHNICAL SERVICES Total:</b>		<b>71,733.05</b>	<b>83,087.46</b>	<b>61,200.00</b>	<b>51,552.75</b>	<b>95,200.00</b>
<b>Category: 40 - PURCHASED SERVICES PROPERTY/EQUIPMENT</b>						
<a href="#">101.42.4200.423.40005</a>	WATER UTILITY SERVICES	1,226.13	2,262.29	2,300.00	1,878.67	2,300.00
<a href="#">101.42.4200.423.40010</a>	GAS UTILITY SERVICES	12,760.36	26,530.16	25,000.00	21,434.64	27,000.00
<a href="#">101.42.4200.423.40015</a>	SEWER UTILITY SERVICES	1,523.78	1,165.91	2,400.00	1,305.56	1,700.00

DRAFT

		2021 Total Activity	2022 Total Activity	2023 Total Budget	2023 YTD 10/31/2023	2024 Budget
<a href="#">101.42.4200.423.40020</a>	ELECTRIC UTILITY SERVICES	58,520.81	51,895.77	55,000.00	40,922.99	55,000.00
<a href="#">101.42.4200.423.40030</a>	STORM WATER UTILITY SERVICE	809.13	1,283.57	600.00	1,332.69	1,300.00
<a href="#">101.42.4200.423.40040</a>	REPAIR & MAINT - BUILDINGS	5,567.55	18,272.12	15,000.00	15,280.70	15,000.00
<a href="#">101.42.4200.423.40041</a>	REPAIR & MAINT - VEHICLES	6,184.31	411.80	10,000.00	626.78	10,000.00
<a href="#">101.42.4200.423.40042</a>	REPAIR & MAINT - EQUIPMENT	11,250.15	16,367.78	15,000.00	28,208.83	15,000.00
<a href="#">101.42.4200.423.40044</a>	REPAIR & MAINT - OFFICE EQU...	240.00	0.00	100.00	238.06	100.00
<a href="#">101.42.4200.423.40070</a>	CENTRAL EQUIP ALLOCATION	762,999.96	805,599.96	818,600.00	682,166.70	865,200.00
<a href="#">101.42.4200.423.40075</a>	CITY FACILITIES ALLOCATION	23,799.96	134,300.04	161,600.00	134,666.70	219,300.00
<b>Category: 40 - PURCHASED SERVICES PROPERTY/EQUIPMENT Total:</b>		<b>884,882.14</b>	<b>1,058,089.40</b>	<b>1,105,600.00</b>	<b>928,062.32</b>	<b>1,211,900.00</b>
<b>Category: 50 - OTHER PURCHASED SERVICES</b>						
<a href="#">101.42.4200.423.50019</a>	INSURANCE ALLOCATION	22,299.96	22,299.96	36,900.00	30,750.00	36,400.00
<a href="#">101.42.4200.423.50020</a>	TELEPHONE	599.91	713.06	0.00	490.86	800.00
<a href="#">101.42.4200.423.50030</a>	PRINTING & BINDING	587.77	360.00	400.00	296.25	400.00
<a href="#">101.42.4200.423.50035</a>	POSTAGE/DELIVERY	-3,418.78	153.29	400.00	335.66	400.00
<a href="#">101.42.4200.423.50065</a>	TRAVEL	465.30	2,895.32	3,000.00	3,426.09	3,000.00
<a href="#">101.42.4200.423.50070</a>	DUES, LICENSES & SUBSCRIPTI...	10,504.78	11,750.44	13,600.00	18,441.27	13,600.00
<a href="#">101.42.4200.423.50072</a>	DIVISION SOFTWARE	0.00	0.00	37,300.00	12,485.68	47,300.00
<a href="#">101.42.4200.423.50075</a>	MEALS AND LODGING	7,958.31	8,610.01	10,000.00	10,598.75	10,000.00
<a href="#">101.42.4200.423.50080</a>	CONFERENCES AND SEMINARS	26,821.25	22,254.99	38,000.00	33,274.34	38,000.00
<b>Category: 50 - OTHER PURCHASED SERVICES Total:</b>		<b>65,818.50</b>	<b>69,037.07</b>	<b>139,600.00</b>	<b>110,098.90</b>	<b>149,900.00</b>
<b>Category: 60 - SUPPLIES</b>						
<a href="#">101.42.4200.423.60006</a>	PUBLIC EDUCATION MATERIAL	4,411.20	3,255.38	4,000.00	0.00	4,000.00
<a href="#">101.42.4200.423.60010</a>	SUPPLIES - OFFICE	2,596.80	585.36	1,000.00	1,549.28	2,000.00
<a href="#">101.42.4200.423.60011</a>	SUPPLIES-JANITOR/CLEANING	7,276.46	9,882.63	8,000.00	4,202.95	10,000.00
<a href="#">101.42.4200.423.60018</a>	SUPPLIES-TRAINING	19,018.49	10,178.30	6,500.00	4,917.24	8,000.00
<a href="#">101.42.4200.423.60040</a>	SM TOOLS & MISC EQUIPMENT	13,783.66	40,043.41	61,850.00	24,215.43	50,000.00
<a href="#">101.42.4200.423.60045</a>	UNIFORMS & CLOTHING	16,224.42	98,450.66	117,000.00	69,676.98	66,960.00
<a href="#">101.42.4200.423.60065</a>	SUPPLIES - OTHER	42,257.57	53,454.79	76,554.00	58,781.21	61,500.00
<a href="#">101.42.4200.423.60070</a>	CENTRAL STORES ALLOCATION	4,650.00	4,200.00	0.00	0.00	0.00
<a href="#">101.42.4200.423.60071</a>	TECHNOLOGY ALLOCATION	6,600.00	6,800.04	154,900.00	129,083.30	157,600.00
<b>Category: 60 - SUPPLIES Total:</b>		<b>116,818.60</b>	<b>226,850.57</b>	<b>429,804.00</b>	<b>292,426.39</b>	<b>360,060.00</b>



		2021 Total Activity	2022 Total Activity	2023 Total Budget	2023 YTD 10/31/2023	2024 Budget
<b>Category: 70 - OTHER EXPENSES / EXPENDITURES</b>						
<a href="#">101.42.4200.423.70502</a>	DCC CONTRACT	77,556.00	66,014.30	82,080.00	75,238.90	80,219.00
<b>Category: 70 - OTHER EXPENSES / EXPENDITURES Total:</b>		<b>77,556.00</b>	<b>66,014.30</b>	<b>82,080.00</b>	<b>75,238.90</b>	<b>80,219.00</b>
<b>Category: 80 - CAPITAL OUTLAY</b>						
<a href="#">101.42.4200.423.80800</a>	OTHER EQUIPMENT	0.00	0.00	50,000.00	50,000.00	0.00
<b>Category: 80 - CAPITAL OUTLAY Total:</b>		<b>0.00</b>	<b>0.00</b>	<b>50,000.00</b>	<b>50,000.00</b>	<b>0.00</b>
<b>Category: 91 - OTHER</b>						
<a href="#">101.42.4200.423.91100</a>	OPERATING TRANSFERS OUT	7,800.00	7,800.00	0.00	0.00	0.00
<a href="#">101.42.4200.423.99000</a>	SAFER SAVINGS PLAN	0.00	0.00	325,000.00	0.00	525,000.00
<b>Category: 91 - OTHER Total:</b>		<b>7,800.00</b>	<b>7,800.00</b>	<b>325,000.00</b>	<b>0.00</b>	<b>525,000.00</b>
<b>Activity: 423 - FIRE Total:</b>		<b>3,504,347.94</b>	<b>4,652,516.38</b>	<b>5,892,599.00</b>	<b>4,117,110.36</b>	<b>6,464,364.00</b>

DRAFT

	2021 Total Activity	2022 Total Activity	2023 Total Budget	2023 YTD 10/31/2023	2024 Budget
<b>Activity: 424 - NORTHERN DAKOTA TRAINING ACADEMY</b>					
<b>Category: 30 - PROFESSIONAL / TECHNICAL SERVICES</b>					
<a href="#">101.42.4200.424.30700</a> OTHER PROFESSIONAL SERVICES	0.00	11,300.00	0.00	815.40	0.00
<b>Category: 30 - PROFESSIONAL / TECHNICAL SERVICES Total:</b>	<b>0.00</b>	<b>11,300.00</b>	<b>0.00</b>	<b>815.40</b>	<b>0.00</b>
<b>Category: 50 - OTHER PURCHASED SERVICES</b>					
<a href="#">101.42.4200.424.50075</a> MEALS AND LODGING	0.00	0.00	0.00	921.00	0.00
<b>Category: 50 - OTHER PURCHASED SERVICES Total:</b>	<b>0.00</b>	<b>0.00</b>	<b>0.00</b>	<b>921.00</b>	<b>0.00</b>
<b>Category: 60 - SUPPLIES</b>					
<a href="#">101.42.4200.424.60018</a> SUPPLIES-TRAINING	0.00	431.08	0.00	1,796.64	0.00
<a href="#">101.42.4200.424.60040</a> SM TOOLS & MISC EQUIPMENT	0.00	0.00	0.00	2,399.00	0.00
<a href="#">101.42.4200.424.60045</a> UNIFORMS & CLOTHING	0.00	1,094.70	0.00	0.00	0.00
<a href="#">101.42.4200.424.60065</a> SUPPLIES - OTHER	0.00	676.33	0.00	150.00	0.00
<b>Category: 60 - SUPPLIES Total:</b>	<b>0.00</b>	<b>2,202.11</b>	<b>0.00</b>	<b>4,345.64</b>	<b>0.00</b>
<b>Activity: 424 - NORTHERN DAKOTA TRAINING ACADEMY Total:</b>	<b>0.00</b>	<b>13,502.11</b>	<b>0.00</b>	<b>6,082.04</b>	<b>0.00</b>
<b>FIRE DEPARTMENT Total:</b>	<b>3,504,347.94</b>	<b>4,666,018.49</b>	<b>5,892,599.00</b>	<b>4,123,192.40</b>	<b>6,464,364.00</b>

DRAFT



	2021 Total Activity	2022 Total Activity	2023 Total Budget	2023 YTD 10/31/2023	2024 Budget
<b>Department: 5000 - PUBLIC WORKS</b>					
10 - WAGES & BENEFITS	64,635.94	203,536.84	217,500.00	175,011.19	0.00
30 - PROFESSIONAL / TECHNICAL SERVICES	99,682.50	7,043.53	12,500.00	168.00	0.00
40 - PURCHASED SERVICES PROPERTY/EQUIPMENT	13,899.96	19,299.96	3,600.00	3,000.00	0.00
50 - OTHER PURCHASED SERVICES	2,936.75	3,782.04	4,700.00	2,256.42	0.00
60 - SUPPLIES	6,258.09	5,243.00	7,550.00	5,880.00	0.00
<b>Department: 5000 - PUBLIC WORKS Total:</b>	<b>187,413.24</b>	<b>238,905.37</b>	<b>245,850.00</b>	<b>186,315.61</b>	<b>0.00</b>

Starting in 2024, the expenses contained within this budget, primarily expenses for the City's Public Works Director, have been incorporated into the other Public Works departmental budgets (Engineering, Streets, Utilities).

DRAFT



		2021 Total Activity	2022 Total Activity	2023 Total Budget	2023 YTD 10/31/2023	2024 Budget
<b>Department: 5000 - PUBLIC WORKS</b>						
<b>Category: 10 - WAGES &amp; BENEFITS</b>						
<a href="#">101.43.5000.441.10100</a>	FULL-TIME EMPLOYEES	45,773.57	147,824.96	168,100.00	135,728.02	0.00
<a href="#">101.43.5000.441.10400</a>	OVERTIME	27.10	94.01	0.00	0.00	0.00
<a href="#">101.43.5000.441.20100</a>	INSURANCE-CASH OPTION	1,818.70	5,000.92	5,600.00	4,490.64	0.00
<a href="#">101.43.5000.441.20300</a>	EMPLOYER SOCIAL SECURITY	2,640.69	8,552.78	10,400.00	7,946.12	0.00
<a href="#">101.43.5000.441.20350</a>	EMPLOYER MEDICARE	562.65	2,000.45	2,400.00	1,858.39	0.00
<a href="#">101.43.5000.441.20400</a>	EMPLOYER PERA	3,104.76	11,094.17	12,600.00	10,144.31	0.00
<a href="#">101.43.5000.441.20600</a>	MEDICAL INSURANCE	4,155.26	12,201.25	16,600.00	13,363.15	0.00
<a href="#">101.43.5000.441.20620</a>	LIFE INSURANCE	23.48	188.73	200.00	186.97	0.00
<a href="#">101.43.5000.441.20630</a>	LTD INSURANCE	109.87	163.28	300.00	263.01	0.00
<a href="#">101.43.5000.441.20720</a>	FLEX/COMP ACCOUNT FEE	212.35	35.06	100.00	30.58	0.00
<a href="#">101.43.5000.441.20750</a>	WORKERS COMPENSATION	1,100.04	1,100.04	1,200.00	1,000.00	0.00
<a href="#">101.43.5000.441.20800</a>	COMPENSATED ABSENCES	5,107.47	15,281.19	0.00	0.00	0.00
<b>Category: 10 - WAGES &amp; BENEFITS Total:</b>		<b>64,635.94</b>	<b>203,536.84</b>	<b>217,500.00</b>	<b>175,011.19</b>	<b>0.00</b>
<b>Category: 30 - PROFESSIONAL / TECHNICAL SERVICES</b>						
<a href="#">101.43.5000.441.30420</a>	LEGAL SERVICES	1,552.50	3,176.00	12,500.00	168.00	0.00
<a href="#">101.43.5000.441.30700</a>	OTHER PROFESSIONAL SERVICES	98,130.00	3,867.53	0.00	0.00	0.00
<b>Category: 30 - PROFESSIONAL / TECHNICAL SERVICES Total:</b>		<b>99,682.50</b>	<b>7,043.53</b>	<b>12,500.00</b>	<b>168.00</b>	<b>0.00</b>
<b>Category: 40 - PURCHASED SERVICES PROPERTY/EQUIPMENT</b>						
<a href="#">101.43.5000.441.40070</a>	CENTRAL EQUIP ALLOCATION	6,000.00	13,599.96	0.00	0.00	0.00
<a href="#">101.43.5000.441.40075</a>	CITY FACILITIES ALLOCATION	7,899.96	5,700.00	3,600.00	3,000.00	0.00
<b>Category: 40 - PURCHASED SERVICES PROPERTY/EQUIPMENT Total:</b>		<b>13,899.96</b>	<b>19,299.96</b>	<b>3,600.00</b>	<b>3,000.00</b>	<b>0.00</b>
<b>Category: 50 - OTHER PURCHASED SERVICES</b>						
<a href="#">101.43.5000.441.50019</a>	INSURANCE ALLOCATION	1,200.00	1,200.00	1,100.00	916.70	0.00
<a href="#">101.43.5000.441.50020</a>	TELEPHONE	100.00	555.00	0.00	0.00	0.00
<a href="#">101.43.5000.441.50030</a>	PRINTING & BINDING	36.75	45.00	150.00	0.00	0.00
<a href="#">101.43.5000.441.50065</a>	TRAVEL	0.00	248.85	0.00	371.58	0.00

DRAFT

		2021 Total Activity	2022 Total Activity	2023 Total Budget	2023 YTD 10/31/2023	2024 Budget
<a href="#">101.43.5000.441.50070</a>	DUES, LICENSES & SUBSCRIPTI...	1,425.00	182.50	600.00	238.75	0.00
<a href="#">101.43.5000.441.50075</a>	MEALS AND LODGING	0.00	400.00	1,350.00	729.39	0.00
<a href="#">101.43.5000.441.50080</a>	CONFERENCES AND SEMINARS	175.00	1,150.69	1,500.00	0.00	0.00
<b>Category: 50 - OTHER PURCHASED SERVICES Total:</b>		<b>2,936.75</b>	<b>3,782.04</b>	<b>4,700.00</b>	<b>2,256.42</b>	<b>0.00</b>
<b>Category: 60 - SUPPLIES</b>						
<a href="#">101.43.5000.441.60010</a>	SUPPLIES - OFFICE	18.13	60.00	150.00	130.00	0.00
<a href="#">101.43.5000.441.60018</a>	SUPPLIES-TRAINING	0.00	0.00	100.00	0.00	0.00
<a href="#">101.43.5000.441.60045</a>	UNIFORMS & CLOTHING	0.00	0.00	400.00	0.00	0.00
<a href="#">101.43.5000.441.60065</a>	SUPPLIES - OTHER	0.00	23.00	0.00	0.00	0.00
<a href="#">101.43.5000.441.60070</a>	CENTRAL STORES ALLOCATION	4,640.00	3,960.00	0.00	0.00	0.00
<a href="#">101.43.5000.441.60071</a>	TECHNOLOGY ALLOCATION	1,599.96	1,200.00	6,900.00	5,750.00	0.00
<b>Category: 60 - SUPPLIES Total:</b>		<b>6,258.09</b>	<b>5,243.00</b>	<b>7,550.00</b>	<b>5,880.00</b>	<b>0.00</b>
<b>Department: 5000 - PUBLIC WORKS Total:</b>		<b>187,413.24</b>	<b>238,905.37</b>	<b>245,850.00</b>	<b>186,315.61</b>	<b>0.00</b>

DRAFT



	2021 Total Activity	2022 Total Activity	2023 Total Budget	2023 YTD 10/31/2023	2024 Budget
<b>Department: 5100 - ENGINEERING</b>					
10 - WAGES & BENEFITS	961,788.05	906,548.59	1,024,300.00	716,600.03	1,141,000.00
30 - PROFESSIONAL / TECHNICAL SERVICES	16,526.89	60,858.41	143,825.00	78,835.70	15,000.00
40 - PURCHASED SERVICES PROPERTY/EQUIPMENT	59,506.08	58,894.00	76,900.00	61,833.40	84,500.00
50 - OTHER PURCHASED SERVICES	9,947.17	13,743.09	31,500.00	16,885.80	47,845.00
60 - SUPPLIES	28,287.23	20,373.79	74,800.00	59,259.59	83,850.00
80 - CAPITAL OUTLAY	0.00	0.00	10,000.00	773.00	0.00
<b>Department: 5100 - ENGINEERING Total:</b>	<b>1,076,055.42</b>	<b>1,060,417.88</b>	<b>1,361,325.00</b>	<b>934,187.52</b>	<b>1,372,195.00</b>

DRAFT



		2021 Total Activity	2022 Total Activity	2023 Total Budget	2023 YTD 10/31/2023	2024 Budget
<b>Department: 5100 - ENGINEERING</b>						
<b>Category: 10 - WAGES &amp; BENEFITS</b>						
<a href="#">101.43.5100.442.10100</a>	FULL-TIME EMPLOYEES	682,973.21	644,804.72	722,500.00	508,418.93	811,500.00
<a href="#">101.43.5100.442.10300</a>	EMPLOYEES-NON BENEFITED	25,726.01	33,725.76	33,600.00	19,437.40	21,000.00
<a href="#">101.43.5100.442.10400</a>	OVERTIME	22,014.93	17,450.11	26,300.00	16,766.67	27,100.00
<a href="#">101.43.5100.442.20100</a>	INSURANCE-CASH OPTION	30,755.40	30,142.73	33,400.00	23,745.15	35,900.00
<a href="#">101.43.5100.442.20300</a>	EMPLOYER SOCIAL SECURITY	43,966.85	41,626.22	48,500.00	33,480.05	53,300.00
<a href="#">101.43.5100.442.20350</a>	EMPLOYER MEDICARE	10,282.48	9,735.10	11,300.00	7,830.02	12,500.00
<a href="#">101.43.5100.442.20400</a>	EMPLOYER PERA	51,955.23	48,997.62	57,200.00	39,281.60	62,900.00
<a href="#">101.43.5100.442.20600</a>	MEDICAL INSURANCE	71,197.06	68,715.17	83,300.00	61,227.72	106,600.00
<a href="#">101.43.5100.442.20620</a>	LIFE INSURANCE	922.22	849.60	1,000.00	696.04	1,200.00
<a href="#">101.43.5100.442.20630</a>	LTD INSURANCE	1,749.58	1,725.12	1,900.00	1,297.24	2,600.00
<a href="#">101.43.5100.442.20720</a>	FLEX/COMP ACCOUNT FEE	742.02	385.45	400.00	335.91	500.00
<a href="#">101.43.5100.442.20750</a>	WORKERS COMPENSATION	4,700.04	4,700.04	4,900.00	4,083.30	5,900.00
<a href="#">101.43.5100.442.20800</a>	COMPENSATED ABSENCES	14,803.02	3,690.95	0.00	0.00	0.00
<b>Category: 10 - WAGES &amp; BENEFITS Total:</b>		<b>961,788.05</b>	<b>906,548.59</b>	<b>1,024,300.00</b>	<b>716,600.03</b>	<b>1,141,000.00</b>
<b>Category: 30 - PROFESSIONAL / TECHNICAL SERVICES</b>						
<a href="#">101.43.5100.442.30300</a>	ENGINEERING CONSULTANTS	10,779.14	4,285.94	45,200.00	613.14	0.00
<a href="#">101.43.5100.442.30420</a>	LEGAL SERVICES	4,885.75	7,012.50	18,000.00	179.00	0.00
<a href="#">101.43.5100.442.30700</a>	OTHER PROFESSIONAL SERVICES	862.00	49,559.97	80,625.00	78,043.56	15,000.00
<b>Category: 30 - PROFESSIONAL / TECHNICAL SERVICES Total:</b>		<b>16,526.89</b>	<b>60,858.41</b>	<b>143,825.00</b>	<b>78,835.70</b>	<b>15,000.00</b>
<b>Category: 40 - PURCHASED SERVICES PROPERTY/EQUIPMENT</b>						
<a href="#">101.43.5100.442.40044</a>	REPAIR & MAINT - OFFICE EQU...	3,306.00	3,707.00	3,000.00	250.00	3,000.00
<a href="#">101.43.5100.442.40050</a>	RENTAL OF EQUIPMENT	600.00	2,087.00	0.00	0.00	0.00
<a href="#">101.43.5100.442.40070</a>	CENTRAL EQUIP ALLOCATION	22,400.04	29,300.04	47,300.00	39,416.70	51,500.00
<a href="#">101.43.5100.442.40075</a>	CITY FACILITIES ALLOCATION	33,200.04	23,799.96	26,600.00	22,166.70	30,000.00
<b>Category: 40 - PURCHASED SERVICES PROPERTY/EQUIPMENT Total:</b>		<b>59,506.08</b>	<b>58,894.00</b>	<b>76,900.00</b>	<b>61,833.40</b>	<b>84,500.00</b>

DRAFT

		2021 Total Activity	2022 Total Activity	2023 Total Budget	2023 YTD 10/31/2023	2024 Budget
<b>Category: 50 - OTHER PURCHASED SERVICES</b>						
<a href="#">101.43.5100.442.50019</a>	INSURANCE ALLOCATION	3,399.96	3,399.96	3,800.00	3,166.70	3,900.00
<a href="#">101.43.5100.442.50020</a>	TELEPHONE	1,000.00	1,465.00	0.00	0.00	0.00
<a href="#">101.43.5100.442.50025</a>	ADVERTISING/PUBLISHED NOT...	0.00	399.00	0.00	0.00	0.00
<a href="#">101.43.5100.442.50030</a>	PRINTING & BINDING	0.00	180.00	0.00	60.00	250.00
<a href="#">101.43.5100.442.50035</a>	POSTAGE/DELIVERY	257.25	0.00	900.00	2,733.04	1,000.00
<a href="#">101.43.5100.442.50065</a>	TRAVEL	0.00	0.00	600.00	0.00	800.00
<a href="#">101.43.5100.442.50070</a>	DUES, LICENSES & SUBSCRIPTI...	475.00	2,345.25	2,875.00	1,008.45	3,350.00
<a href="#">101.43.5100.442.50072</a>	DIVISION SOFTWARE	0.00	3,686.18	13,800.00	7,677.60	26,500.00
<a href="#">101.43.5100.442.50075</a>	MEALS AND LODGING	0.00	907.70	500.00	36.03	1,850.00
<a href="#">101.43.5100.442.50080</a>	CONFERENCES AND SEMINARS	4,814.96	1,360.00	6,025.00	2,203.98	10,195.00
<a href="#">101.43.5100.442.50085</a>	EDUCATIONAL REIMBURSEME...	0.00	0.00	3,000.00	0.00	0.00
<b>Category: 50 - OTHER PURCHASED SERVICES Total:</b>		<b>9,947.17</b>	<b>13,743.09</b>	<b>31,500.00</b>	<b>16,885.80</b>	<b>47,845.00</b>
<b>Category: 60 - SUPPLIES</b>						
<a href="#">101.43.5100.442.60010</a>	SUPPLIES - OFFICE	1,721.76	230.69	2,000.00	321.11	2,150.00
<a href="#">101.43.5100.442.60040</a>	SM TOOLS & MISC EQUIPMENT	356.62	1,219.69	3,250.00	1,772.59	1,000.00
<a href="#">101.43.5100.442.60041</a>	SMALL COMPUTER HARDWARE	0.00	0.00	0.00	0.00	1,700.00
<a href="#">101.43.5100.442.60042</a>	MISC-COMPUTER SOFTWARE	5,858.00	0.00	0.00	0.00	0.00
<a href="#">101.43.5100.442.60045</a>	UNIFORMS & CLOTHING	3,122.15	2,296.00	3,350.00	1,639.01	4,700.00
<a href="#">101.43.5100.442.60065</a>	SUPPLIES - OTHER	1,168.74	667.41	2,000.00	2,026.88	2,000.00
<a href="#">101.43.5100.442.60070</a>	CENTRAL STORES ALLOCATION	12,759.96	12,759.96	0.00	0.00	0.00
<a href="#">101.43.5100.442.60071</a>	TECHNOLOGY ALLOCATION	3,300.00	3,200.04	64,200.00	53,500.00	72,300.00
<b>Category: 60 - SUPPLIES Total:</b>		<b>28,287.23</b>	<b>20,373.79</b>	<b>74,800.00</b>	<b>59,259.59</b>	<b>83,850.00</b>
<b>Category: 80 - CAPITAL OUTLAY</b>						
<a href="#">101.43.5100.442.80800</a>	OTHER EQUIPMENT	0.00	0.00	10,000.00	773.00	0.00
<b>Category: 80 - CAPITAL OUTLAY Total:</b>		<b>0.00</b>	<b>0.00</b>	<b>10,000.00</b>	<b>773.00</b>	<b>0.00</b>
<b>Department: 5100 - ENGINEERING Total:</b>		<b>1,076,055.42</b>	<b>1,060,417.88</b>	<b>1,361,325.00</b>	<b>934,187.52</b>	<b>1,372,195.00</b>

DRAFT



	2021 Total Activity	2022 Total Activity	2023 Total Budget	2023 YTD 10/31/2023	2024 Budget
<b>Department: 5200 - STREET MAINTENANCE</b>					
10 - WAGES & BENEFITS	1,083,506.20	1,123,235.03	1,237,100.00	1,015,453.00	1,358,100.00
30 - PROFESSIONAL / TECHNICAL SERVICES	4,480.79	8,448.39	5,500.00	4,357.93	9,000.00
40 - PURCHASED SERVICES PROPERTY/EQUIPMENT	1,340,881.11	1,565,829.98	1,549,800.00	1,381,604.93	1,493,800.00
50 - OTHER PURCHASED SERVICES	29,252.45	29,724.94	31,600.00	22,939.49	29,660.00
60 - SUPPLIES	377,484.45	323,806.68	492,200.00	487,015.09	495,200.00
<b>Department: 5200 - STREET MAINTENANCE Total:</b>	<b>2,835,605.00</b>	<b>3,051,045.02</b>	<b>3,316,200.00</b>	<b>2,911,370.44</b>	<b>3,385,760.00</b>

DRAFT



		2021 Total Activity	2022 Total Activity	2023 Total Budget	2023 YTD 10/31/2023	2024 Budget
<b>Department: 5200 - STREET MAINTENANCE</b>						
<b>Category: 10 - WAGES &amp; BENEFITS</b>						
<a href="#">101.43.5200.443.10100</a>	FULL-TIME EMPLOYEES	661,701.43	688,815.00	771,500.00	607,106.38	869,900.00
<a href="#">101.43.5200.443.10300</a>	EMPLOYEES-NON BENEFITED	46,321.22	39,094.59	49,100.00	59,539.50	49,900.00
<a href="#">101.43.5200.443.10400</a>	OVERTIME	53,555.74	63,894.70	60,000.00	58,462.49	61,800.00
<a href="#">101.43.5200.443.20100</a>	INSURANCE-CASH OPTION	41,195.70	41,698.80	46,300.00	36,263.70	48,600.00
<a href="#">101.43.5200.443.20300</a>	EMPLOYER SOCIAL SECURITY	47,538.39	50,175.45	54,600.00	45,761.94	60,900.00
<a href="#">101.43.5200.443.20350</a>	EMPLOYER MEDICARE	11,175.63	11,734.66	12,800.00	10,702.85	14,200.00
<a href="#">101.43.5200.443.20400</a>	EMPLOYER PERA	54,993.67	56,654.36	62,400.00	50,923.31	69,900.00
<a href="#">101.43.5200.443.20600</a>	MEDICAL INSURANCE	85,455.99	88,677.52	106,700.00	85,464.59	124,700.00
<a href="#">101.43.5200.443.20620</a>	LIFE INSURANCE	945.59	951.18	1,100.00	769.16	1,300.00
<a href="#">101.43.5200.443.20630</a>	LTD INSURANCE	2,103.85	2,157.77	2,200.00	1,737.47	2,800.00
<a href="#">101.43.5200.443.20720</a>	FLEX/COMP ACCOUNT FEE	589.53	406.94	400.00	388.31	500.00
<a href="#">101.43.5200.443.20750</a>	WORKERS COMPENSATION	63,099.96	63,099.96	70,000.00	58,333.30	53,600.00
<a href="#">101.43.5200.443.20800</a>	COMPENSATED ABSENCES	14,829.50	15,874.10	0.00	0.00	0.00
<b>Category: 10 - WAGES &amp; BENEFITS Total:</b>		<b>1,083,506.20</b>	<b>1,123,235.03</b>	<b>1,237,100.00</b>	<b>1,015,453.00</b>	<b>1,358,100.00</b>
<b>Category: 30 - PROFESSIONAL / TECHNICAL SERVICES</b>						
<a href="#">101.43.5200.443.30700</a>	OTHER PROFESSIONAL SERVICES	4,480.79	8,448.39	5,500.00	4,357.93	9,000.00
<b>Category: 30 - PROFESSIONAL / TECHNICAL SERVICES Total:</b>		<b>4,480.79</b>	<b>8,448.39</b>	<b>5,500.00</b>	<b>4,357.93</b>	<b>9,000.00</b>
<b>Category: 40 - PURCHASED SERVICES PROPERTY/EQUIPMENT</b>						
<a href="#">101.43.5200.443.40020</a>	ELECTRIC UTILITY SERVICES	1,584.23	34,657.90	0.00	0.00	0.00
<a href="#">101.43.5200.443.40030</a>	STORM WATER UTILITY SERVICE	26.22	32.88	0.00	0.00	0.00
<a href="#">101.43.5200.443.40046</a>	REPAIR & MAINT - ROAD	214,360.90	229,209.77	240,000.00	293,671.43	240,000.00
<a href="#">101.43.5200.443.40050</a>	RENTAL OF EQUIPMENT	6,709.80	5,229.35	8,000.00	3,100.10	8,000.00
<a href="#">101.43.5200.443.40070</a>	CENTRAL EQUIP ALLOCATION	1,105,899.96	1,266,000.12	1,269,800.00	1,058,166.70	1,210,500.00
<a href="#">101.43.5200.443.40075</a>	CITY FACILITIES ALLOCATION	12,300.00	30,699.96	32,000.00	26,666.70	35,300.00
<b>Category: 40 - PURCHASED SERVICES PROPERTY/EQUIPMENT Total:</b>		<b>1,340,881.11</b>	<b>1,565,829.98</b>	<b>1,549,800.00</b>	<b>1,381,604.93</b>	<b>1,493,800.00</b>

DRAFT

		2021 Total Activity	2022 Total Activity	2023 Total Budget	2023 YTD 10/31/2023	2024 Budget
<b>Category: 50 - OTHER PURCHASED SERVICES</b>						
<a href="#">101.43.5200.443.50019</a>	INSURANCE ALLOCATION	28,599.96	28,599.96	23,600.00	19,666.70	23,600.00
<a href="#">101.43.5200.443.50020</a>	TELEPHONE	0.00	0.00	0.00	13.58	0.00
<a href="#">101.43.5200.443.50035</a>	POSTAGE/DELIVERY	0.00	0.00	0.00	649.86	0.00
<a href="#">101.43.5200.443.50070</a>	DUES, LICENSES & SUBSCRIPTI...	0.00	0.00	600.00	464.51	660.00
<a href="#">101.43.5200.443.50072</a>	DIVISION SOFTWARE	0.00	0.00	5,000.00	0.00	0.00
<a href="#">101.43.5200.443.50075</a>	MEALS AND LODGING	0.00	0.00	400.00	93.16	400.00
<a href="#">101.43.5200.443.50080</a>	CONFERENCES AND SEMINARS	652.49	1,124.98	2,000.00	2,051.68	5,000.00
<b>Category: 50 - OTHER PURCHASED SERVICES Total:</b>		<b>29,252.45</b>	<b>29,724.94</b>	<b>31,600.00</b>	<b>22,939.49</b>	<b>29,660.00</b>
<b>Category: 60 - SUPPLIES</b>						
<a href="#">101.43.5200.443.60016</a>	SUPPLIES - MAINTENANCE	364,113.67	310,531.40	416,400.00	420,597.29	416,400.00
<a href="#">101.43.5200.443.60040</a>	SM TOOLS & MISC EQUIPMENT	1,756.21	1,144.76	1,400.00	5,770.45	2,500.00
<a href="#">101.43.5200.443.60045</a>	UNIFORMS & CLOTHING	7,660.61	8,536.04	9,500.00	6,480.37	10,000.00
<a href="#">101.43.5200.443.60065</a>	SUPPLIES - OTHER	96.71	94.56	0.00	83.68	0.00
<a href="#">101.43.5200.443.60070</a>	CENTRAL STORES ALLOCATION	957.21	699.96	0.00	0.00	0.00
<a href="#">101.43.5200.443.60071</a>	TECHNOLOGY ALLOCATION	2,900.04	2,799.96	64,900.00	54,083.30	66,300.00
<b>Category: 60 - SUPPLIES Total:</b>		<b>377,484.45</b>	<b>323,806.68</b>	<b>492,200.00</b>	<b>487,015.09</b>	<b>495,200.00</b>
<b>Department: 5200 - STREET MAINTENANCE Total:</b>		<b>2,835,605.00</b>	<b>3,051,045.02</b>	<b>3,316,200.00</b>	<b>2,911,370.44</b>	<b>3,385,760.00</b>

DRAFT



	2021 Total Activity	2022 Total Activity	2023 Total Budget	2023 YTD 10/31/2023	2024 Budget
<b>Department: 5400 - STREET LIGHTING</b>					
30 - PROFESSIONAL / TECHNICAL SERVICES	7,055.00	0.00	18,000.00	0.00	0.00
40 - PURCHASED SERVICES PROPERTY/EQUIPMENT	159,945.84	160,088.00	172,000.00	142,224.28	199,000.00
<b>Department: 5400 - STREET LIGHTING Total:</b>	<b>167,000.84</b>	<b>160,088.00</b>	<b>190,000.00</b>	<b>142,224.28</b>	<b>199,000.00</b>

DRAFT



	2021 Total Activity	2022 Total Activity	2023 Total Budget	2023 YTD 10/31/2023	2024 Budget
<b>Department: 5400 - STREET LIGHTING</b>					
<b>Category: 30 - PROFESSIONAL / TECHNICAL SERVICES</b>					
<a href="#">101.43.5400.445.30700</a> OTHER PROFESSIONAL SERVICES	7,055.00	0.00	18,000.00	0.00	0.00
<b>Category: 30 - PROFESSIONAL / TECHNICAL SERVICES Total:</b>	<b>7,055.00</b>	<b>0.00</b>	<b>18,000.00</b>	<b>0.00</b>	<b>0.00</b>
<b>Category: 40 - PURCHASED SERVICES PROPERTY/EQUIPMENT</b>					
<a href="#">101.43.5400.445.40020</a> ELECTRIC UTILITY SERVICES	148,726.96	147,301.04	160,000.00	142,224.28	165,000.00
<a href="#">101.43.5400.445.40042</a> REPAIR & MAINT - EQUIPMENT	11,218.88	12,786.96	12,000.00	0.00	34,000.00
<b>Category: 40 - PURCHASED SERVICES PROPERTY/EQUIPMENT Total:</b>	<b>159,945.84</b>	<b>160,088.00</b>	<b>172,000.00</b>	<b>142,224.28</b>	<b>199,000.00</b>
<b>Department: 5400 - STREET LIGHTING Total:</b>	<b>167,000.84</b>	<b>160,088.00</b>	<b>190,000.00</b>	<b>142,224.28</b>	<b>199,000.00</b>

DRAFT



	2021 Total Activity	2022 Total Activity	2023 Total Budget	2023 YTD 10/31/2023	2024 Budget
<b>Department: 6000 - PARKS</b>					
10 - WAGES & BENEFITS	1,211,217.58	1,242,214.57	1,362,900.00	1,052,940.00	1,507,500.00
30 - PROFESSIONAL / TECHNICAL SERVICES	57,909.26	63,659.48	71,000.00	40,768.66	75,000.00
40 - PURCHASED SERVICES PROPERTY/EQUIPMENT	655,408.17	688,768.74	771,561.00	554,411.53	813,500.00
50 - OTHER PURCHASED SERVICES	33,384.01	41,198.31	35,600.00	25,051.78	43,600.00
60 - SUPPLIES	174,155.63	194,736.05	277,500.00	206,850.38	293,200.00
70 - OTHER EXPENSES / EXPENDITURES	30,710.00	17,673.21	50,000.00	41,770.00	58,500.00
<b>Department: 6000 - PARKS Total:</b>	<b>2,162,784.65</b>	<b>2,248,250.36</b>	<b>2,568,561.00</b>	<b>1,921,792.35</b>	<b>2,791,300.00</b>

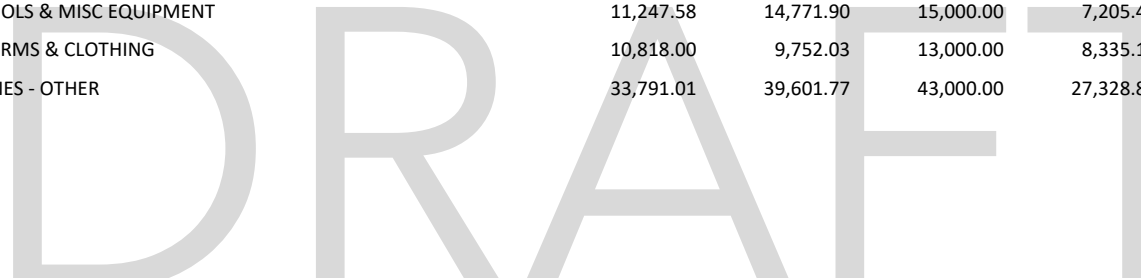
DRAFT



		2021 Total Activity	2022 Total Activity	2023 Total Budget	2023 YTD 10/31/2023	2024 Budget
<b>Department: 6000 - PARKS</b>						
<b>Category: 10 - WAGES &amp; BENEFITS</b>						
<a href="#">101.44.6000.451.10100</a>	FULL-TIME EMPLOYEES	679,558.41	746,180.46	820,700.00	653,775.15	907,100.00
<a href="#">101.44.6000.451.10200</a>	PART-TIME EMPLOYEES-BENEF...	0.00	0.00	0.00	0.00	4,700.00
<a href="#">101.44.6000.451.10300</a>	EMPLOYEES-NON BENEFITED	166,072.09	126,502.77	143,800.00	94,025.93	148,100.00
<a href="#">101.44.6000.451.10400</a>	OVERTIME	26,587.74	39,066.49	28,500.00	23,680.10	38,000.00
<a href="#">101.44.6000.451.20100</a>	INSURANCE-CASH OPTION	39,064.03	41,871.09	45,900.00	36,275.58	50,300.00
<a href="#">101.44.6000.451.20300</a>	EMPLOYER SOCIAL SECURITY	52,407.46	55,235.73	61,600.00	47,445.50	68,100.00
<a href="#">101.44.6000.451.20350</a>	EMPLOYER MEDICARE	12,257.15	12,918.13	14,400.00	11,096.34	15,900.00
<a href="#">101.44.6000.451.20400</a>	EMPLOYER PERA	53,892.05	60,198.52	74,500.00	50,361.55	82,400.00
<a href="#">101.44.6000.451.20600</a>	MEDICAL INSURANCE	84,138.91	90,531.87	116,700.00	89,297.37	140,400.00
<a href="#">101.44.6000.451.20620</a>	LIFE INSURANCE	977.37	1,000.52	1,200.00	798.25	1,300.00
<a href="#">101.44.6000.451.20630</a>	LTD INSURANCE	2,099.86	2,084.41	2,200.00	1,650.87	2,900.00
<a href="#">101.44.6000.451.20700</a>	UNEMPLOYMENT COMPENSAT...	178.22	0.00	0.00	0.00	0.00
<a href="#">101.44.6000.451.20720</a>	FLEX/COMP ACCOUNT FEE	678.71	453.41	500.00	450.06	500.00
<a href="#">101.44.6000.451.20750</a>	WORKERS COMPENSATION	46,899.96	46,899.96	52,900.00	44,083.30	47,800.00
<a href="#">101.44.6000.451.20800</a>	COMPENSATED ABSENCES	46,405.62	19,271.21	0.00	0.00	0.00
<b>Category: 10 - WAGES &amp; BENEFITS Total:</b>		<b>1,211,217.58</b>	<b>1,242,214.57</b>	<b>1,362,900.00</b>	<b>1,052,940.00</b>	<b>1,507,500.00</b>
<b>Category: 30 - PROFESSIONAL / TECHNICAL SERVICES</b>						
<a href="#">101.44.6000.451.30420</a>	LEGAL SERVICES	520.00	228.00	1,000.00	0.00	0.00
<a href="#">101.44.6000.451.30700</a>	OTHER PROFESSIONAL SERVICES	57,389.26	63,431.48	70,000.00	40,768.66	75,000.00
<b>Category: 30 - PROFESSIONAL / TECHNICAL SERVICES Total:</b>		<b>57,909.26</b>	<b>63,659.48</b>	<b>71,000.00</b>	<b>40,768.66</b>	<b>75,000.00</b>
<b>Category: 40 - PURCHASED SERVICES PROPERTY/EQUIPMENT</b>						
<a href="#">101.44.6000.451.40005</a>	WATER UTILITY SERVICES	10,198.93	10,083.39	10,000.00	13,772.35	11,000.00
<a href="#">101.44.6000.451.40010</a>	GAS UTILITY SERVICES	5,184.28	7,447.18	5,500.00	5,000.34	7,500.00
<a href="#">101.44.6000.451.40015</a>	SEWER UTILITY SERVICES	424.76	315.02	500.00	243.58	800.00
<a href="#">101.44.6000.451.40020</a>	ELECTRIC UTILITY SERVICES	29,225.25	33,970.25	41,000.00	30,101.42	43,000.00

DRAFT

		2021 Total Activity	2022 Total Activity	2023 Total Budget	2023 YTD 10/31/2023	2024 Budget
<a href="#">101.44.6000.451.40025</a>	REFUSE DISPOSAL	132.00	1,625.00	500.00	0.00	1,200.00
<a href="#">101.44.6000.451.40030</a>	STORM WATER UTILITY SERVICE	10,965.50	14,035.99	11,000.00	348.46	15,000.00
<a href="#">101.44.6000.451.40040</a>	REPAIR & MAINT - BUILDINGS	29,381.24	33,843.42	57,275.00	17,525.47	40,000.00
<a href="#">101.44.6000.451.40045</a>	MAINT-DISEASED TREES	0.00	0.00	58,286.00	35,620.00	50,000.00
<a href="#">101.44.6000.451.40046</a>	REPAIR & MAINT - ROAD	24,900.00	45,000.00	50,000.00	16,925.00	55,000.00
<a href="#">101.44.6000.451.40047</a>	REPAIR & MAINT - OTHER STR...	64,475.60	61,125.08	65,000.00	47,137.65	67,000.00
<a href="#">101.44.6000.451.40050</a>	RENTAL OF EQUIPMENT	7,382.12	112.50	6,000.00	341.00	6,500.00
<a href="#">101.44.6000.451.40065</a>	OTHER RENTALS	19,938.45	32,010.95	28,000.00	21,979.56	34,000.00
<a href="#">101.44.6000.451.40070</a>	CENTRAL EQUIP ALLOCATION	413,600.04	420,900.00	406,500.00	338,750.00	447,200.00
<a href="#">101.44.6000.451.40075</a>	CITY FACILITIES ALLOCATION	39,600.00	28,299.96	32,000.00	26,666.70	35,300.00
<b>Category: 40 - PURCHASED SERVICES PROPERTY/EQUIPMENT Total:</b>		<b>655,408.17</b>	<b>688,768.74</b>	<b>771,561.00</b>	<b>554,411.53</b>	<b>813,500.00</b>
<b>Category: 50 - OTHER PURCHASED SERVICES</b>						
<a href="#">101.44.6000.451.50019</a>	INSURANCE ALLOCATION	27,000.00	27,000.00	25,400.00	21,166.70	24,100.00
<a href="#">101.44.6000.451.50020</a>	TELEPHONE	180.00	180.00	0.00	0.00	0.00
<a href="#">101.44.6000.451.50025</a>	ADVERTISING/PUBLISHED NOT...	447.30	898.64	1,100.00	210.56	1,100.00
<a href="#">101.44.6000.451.50030</a>	PRINTING & BINDING	569.00	0.00	500.00	0.00	500.00
<a href="#">101.44.6000.451.50035</a>	POSTAGE/DELIVERY	0.00	0.00	0.00	2.43	0.00
<a href="#">101.44.6000.451.50055</a>	ALARM SERVICES / SYSTEMS	0.00	0.00	500.00	0.00	500.00
<a href="#">101.44.6000.451.50065</a>	TRAVEL	14.17	630.28	600.00	295.90	1,400.00
<a href="#">101.44.6000.451.50070</a>	DUES, LICENSES & SUBSCRIPTI...	3,294.70	5,640.77	3,000.00	1,218.54	5,800.00
<a href="#">101.44.6000.451.50075</a>	MEALS AND LODGING	71.40	2,535.62	1,700.00	360.15	4,300.00
<a href="#">101.44.6000.451.50080</a>	CONFERENCES AND SEMINARS	1,807.44	4,313.00	2,800.00	1,797.50	5,900.00
<b>Category: 50 - OTHER PURCHASED SERVICES Total:</b>		<b>33,384.01</b>	<b>41,198.31</b>	<b>35,600.00</b>	<b>25,051.78</b>	<b>43,600.00</b>
<b>Category: 60 - SUPPLIES</b>						
<a href="#">101.44.6000.451.60011</a>	SUPPLIES-JANITOR/CLEANING	1,478.48	1,599.37	3,500.00	27.91	4,000.00
<a href="#">101.44.6000.451.60012</a>	SUPPLIES - SHOP	606.66	1,132.71	1,500.00	648.06	1,500.00
<a href="#">101.44.6000.451.60016</a>	SUPPLIES - MAINTENANCE	50,001.93	52,763.44	58,000.00	57,112.02	60,000.00
<a href="#">101.44.6000.451.60030</a>	FERTILIZERS	45,359.81	44,630.85	50,000.00	43,694.90	55,000.00
<a href="#">101.44.6000.451.60035</a>	PESTICIDES	12,297.78	20,708.09	25,000.00	7,421.52	27,000.00
<a href="#">101.44.6000.451.60040</a>	SM TOOLS & MISC EQUIPMENT	11,247.58	14,771.90	15,000.00	7,205.40	17,500.00
<a href="#">101.44.6000.451.60045</a>	UNIFORMS & CLOTHING	10,818.00	9,752.03	13,000.00	8,335.11	12,500.00
<a href="#">101.44.6000.451.60065</a>	SUPPLIES - OTHER	33,791.01	39,601.77	43,000.00	27,328.82	45,000.00



		2021 Total Activity	2022 Total Activity	2023 Total Budget	2023 YTD 10/31/2023	2024 Budget
<a href="#">101.44.6000.451.60066</a>	SUPPLIES-VANDALISM	254.34	1,515.81	4,000.00	1,326.64	4,000.00
<a href="#">101.44.6000.451.60070</a>	CENTRAL STORES ALLOCATION	4,400.04	4,460.04	0.00	0.00	0.00
<a href="#">101.44.6000.451.60071</a>	TECHNOLOGY ALLOCATION	3,900.00	3,800.04	64,500.00	53,750.00	66,700.00
	<b>Category: 60 - SUPPLIES Total:</b>	<b>174,155.63</b>	<b>194,736.05</b>	<b>277,500.00</b>	<b>206,850.38</b>	<b>293,200.00</b>
	<b>Category: 70 - OTHER EXPENSES / EXPENDITURES</b>					
<a href="#">101.44.6000.451.70501</a>	MISCELLANEOUS CONTRACTS	30,710.00	17,673.21	44,000.00	36,770.00	50,000.00
<a href="#">101.44.6000.451.70600</a>	OTHER MISCELLANEOUS	0.00	0.00	6,000.00	5,000.00	8,500.00
	<b>Category: 70 - OTHER EXPENSES / EXPENDITURES Total:</b>	<b>30,710.00</b>	<b>17,673.21</b>	<b>50,000.00</b>	<b>41,770.00</b>	<b>58,500.00</b>
	<b>Department: 6000 - PARKS Total:</b>	<b>2,162,784.65</b>	<b>2,248,250.36</b>	<b>2,568,561.00</b>	<b>1,921,792.35</b>	<b>2,791,300.00</b>

DRAFT



	2021 Total Activity	2022 Total Activity	2023 Total Budget	2023 YTD 10/31/2023	2024 Budget
<b>Department: 6100 - RECREATION</b>					
10 - WAGES & BENEFITS	0.00	344,084.14	413,700.00	312,367.55	500,500.00
30 - PROFESSIONAL / TECHNICAL SERVICES	0.00	97,871.10	109,600.00	64,160.76	123,350.00
40 - PURCHASED SERVICES PROPERTY/EQUIPMENT	0.00	12,916.21	10,500.00	9,048.35	21,270.00
50 - OTHER PURCHASED SERVICES	0.00	39,177.79	39,100.00	26,303.60	59,610.00
60 - SUPPLIES	0.00	32,912.74	57,824.00	47,236.86	61,505.00
70 - OTHER EXPENSES / EXPENDITURES	0.00	7,651.74	8,700.00	8,093.68	8,700.00
<b>Department: 6100 - RECREATION Total:</b>	<b>0.00</b>	<b>534,613.72</b>	<b>639,424.00</b>	<b>467,210.80</b>	<b>774,935.00</b>

DRAFT



		2021 Total Activity	2022 Total Activity	2023 Total Budget	2023 YTD 10/31/2023	2024 Budget
<b>Activity: 452 - REC-YOUTH ACTIVITIES</b>						
<b>Category: 10 - WAGES &amp; BENEFITS</b>						
<a href="#">101.44.6100.452.10300</a>	EMPLOYEES-NON BENEFITED	0.00	0.00	1,900.00	1,131.87	3,100.00
<a href="#">101.44.6100.452.20300</a>	EMPLOYER SOCIAL SECURITY	0.00	0.00	100.00	70.17	200.00
<a href="#">101.44.6100.452.20350</a>	EMPLOYER MEDICARE	0.00	0.00	0.00	16.41	5,100.00
<a href="#">101.44.6100.452.20400</a>	EMPLOYER PERA	0.00	0.00	100.00	0.00	200.00
<b>Category: 10 - WAGES &amp; BENEFITS Total:</b>		<b>0.00</b>	<b>0.00</b>	<b>2,100.00</b>	<b>1,218.45</b>	<b>8,600.00</b>
<b>Category: 30 - PROFESSIONAL / TECHNICAL SERVICES</b>						
<a href="#">101.44.6100.452.30700</a>	OTHER PROFESSIONAL SERVICES	0.00	17,093.40	16,700.00	9,353.98	23,650.00
<b>Category: 30 - PROFESSIONAL / TECHNICAL SERVICES Total:</b>		<b>0.00</b>	<b>17,093.40</b>	<b>16,700.00</b>	<b>9,353.98</b>	<b>23,650.00</b>
<b>Category: 40 - PURCHASED SERVICES PROPERTY/EQUIPMENT</b>						
<a href="#">101.44.6100.452.40065</a>	OTHER RENTALS	0.00	0.00	100.00	0.00	400.00
<b>Category: 40 - PURCHASED SERVICES PROPERTY/EQUIPMENT Total:</b>		<b>0.00</b>	<b>0.00</b>	<b>100.00</b>	<b>0.00</b>	<b>400.00</b>
<b>Category: 50 - OTHER PURCHASED SERVICES</b>						
<a href="#">101.44.6100.452.50065</a>	TRAVEL	0.00	61.25	0.00	0.00	0.00
<a href="#">101.44.6100.452.50090</a>	FIELD TRIP FEES	0.00	278.00	100.00	337.48	500.00
<b>Category: 50 - OTHER PURCHASED SERVICES Total:</b>		<b>0.00</b>	<b>339.25</b>	<b>100.00</b>	<b>337.48</b>	<b>500.00</b>
<b>Category: 60 - SUPPLIES</b>						
<a href="#">101.44.6100.452.60009</a>	PROGRAM SUPPLIES	0.00	1,300.74	1,100.00	998.41	2,050.00
<a href="#">101.44.6100.452.60045</a>	UNIFORMS & CLOTHING	0.00	1,495.70	1,000.00	1,050.00	1,000.00
<b>Category: 60 - SUPPLIES Total:</b>		<b>0.00</b>	<b>2,796.44</b>	<b>2,100.00</b>	<b>2,048.41</b>	<b>3,050.00</b>
<b>Activity: 452 - REC-YOUTH ACTIVITIES Total:</b>		<b>0.00</b>	<b>20,229.09</b>	<b>21,100.00</b>	<b>12,958.32</b>	<b>36,200.00</b>

DRAFT

		2021 Total Activity	2022 Total Activity	2023 Total Budget	2023 YTD 10/31/2023	2024 Budget
<b>Activity: 453 - REC-SPECIAL EVENTS</b>						
<b>Category: 10 - WAGES &amp; BENEFITS</b>						
<a href="#">101.44.6100.453.10300</a>	EMPLOYEES-NON BENEFITED	0.00	0.00	1,100.00	215.63	2,200.00
<a href="#">101.44.6100.453.20300</a>	EMPLOYER SOCIAL SECURITY	0.00	0.00	100.00	13.36	100.00
<a href="#">101.44.6100.453.20350</a>	EMPLOYER MEDICARE	0.00	0.00	0.00	3.13	0.00
<a href="#">101.44.6100.453.20400</a>	EMPLOYER PERA	0.00	0.00	100.00	0.00	200.00
<b>Category: 10 - WAGES &amp; BENEFITS Total:</b>		<b>0.00</b>	<b>0.00</b>	<b>1,300.00</b>	<b>232.12</b>	<b>2,500.00</b>
<b>Category: 30 - PROFESSIONAL / TECHNICAL SERVICES</b>						
<a href="#">101.44.6100.453.30700</a>	OTHER PROFESSIONAL SERVICES	0.00	14,499.40	23,000.00	8,712.78	22,900.00
<b>Category: 30 - PROFESSIONAL / TECHNICAL SERVICES Total:</b>		<b>0.00</b>	<b>14,499.40</b>	<b>23,000.00</b>	<b>8,712.78</b>	<b>22,900.00</b>
<b>Category: 40 - PURCHASED SERVICES PROPERTY/EQUIPMENT</b>						
<a href="#">101.44.6100.453.40065</a>	OTHER RENTALS	0.00	0.00	400.00	1,684.60	400.00
<b>Category: 40 - PURCHASED SERVICES PROPERTY/EQUIPMENT Total:</b>		<b>0.00</b>	<b>0.00</b>	<b>400.00</b>	<b>1,684.60</b>	<b>400.00</b>
<b>Category: 60 - SUPPLIES</b>						
<a href="#">101.44.6100.453.60009</a>	PROGRAM SUPPLIES	0.00	6,592.82	9,524.00	5,196.72	7,700.00
<a href="#">101.44.6100.453.60045</a>	UNIFORMS & CLOTHING	0.00	0.00	1,600.00	767.00	800.00
<a href="#">101.44.6100.453.60065</a>	SUPPLIES - OTHER	0.00	0.00	0.00	34.00	0.00
<b>Category: 60 - SUPPLIES Total:</b>		<b>0.00</b>	<b>6,592.82</b>	<b>11,124.00</b>	<b>5,997.72</b>	<b>8,500.00</b>
<b>Activity: 453 - REC-SPECIAL EVENTS Total:</b>		<b>0.00</b>	<b>21,092.22</b>	<b>35,824.00</b>	<b>16,627.22</b>	<b>34,300.00</b>

DRAFT

		2021 Total Activity	2022 Total Activity	2023 Total Budget	2023 YTD 10/31/2023	2024 Budget
<b>Activity: 454 - REC-YOUTH SPORTS</b>						
<b>Category: 10 - WAGES &amp; BENEFITS</b>						
<a href="#">101.44.6100.454.10300</a>	EMPLOYEES-NON BENEFITED	0.00	6,663.35	11,100.00	4,401.62	5,900.00
<a href="#">101.44.6100.454.20300</a>	EMPLOYER SOCIAL SECURITY	0.00	378.15	700.00	272.93	400.00
<a href="#">101.44.6100.454.20350</a>	EMPLOYER MEDICARE	0.00	88.43	200.00	63.83	100.00
<a href="#">101.44.6100.454.20400</a>	EMPLOYER PERA	0.00	0.00	800.00	0.00	400.00
<a href="#">101.44.6100.454.20750</a>	WORKERS COMPENSATION	0.00	0.00	0.00	0.00	100.00
<b>Category: 10 - WAGES &amp; BENEFITS Total:</b>		<b>0.00</b>	<b>7,129.93</b>	<b>12,800.00</b>	<b>4,738.38</b>	<b>6,900.00</b>
<b>Category: 30 - PROFESSIONAL / TECHNICAL SERVICES</b>						
<a href="#">101.44.6100.454.30700</a>	OTHER PROFESSIONAL SERVICES	0.00	41,299.00	43,100.00	30,945.00	41,400.00
<b>Category: 30 - PROFESSIONAL / TECHNICAL SERVICES Total:</b>		<b>0.00</b>	<b>41,299.00</b>	<b>43,100.00</b>	<b>30,945.00</b>	<b>41,400.00</b>
<b>Category: 40 - PURCHASED SERVICES PROPERTY/EQUIPMENT</b>						
<a href="#">101.44.6100.454.40065</a>	OTHER RENTALS	0.00	1,416.25	1,300.00	113.75	1,670.00
<b>Category: 40 - PURCHASED SERVICES PROPERTY/EQUIPMENT Total:</b>		<b>0.00</b>	<b>1,416.25</b>	<b>1,300.00</b>	<b>113.75</b>	<b>1,670.00</b>
<b>Category: 60 - SUPPLIES</b>						
<a href="#">101.44.6100.454.60009</a>	PROGRAM SUPPLIES	0.00	1,676.90	2,400.00	1,261.33	2,900.00
<a href="#">101.44.6100.454.60045</a>	UNIFORMS & CLOTHING	0.00	4,600.75	5,000.00	5,570.79	6,200.00
<b>Category: 60 - SUPPLIES Total:</b>		<b>0.00</b>	<b>6,277.65</b>	<b>7,400.00</b>	<b>6,832.12</b>	<b>9,100.00</b>
<b>Activity: 454 - REC-YOUTH SPORTS Total:</b>		<b>0.00</b>	<b>56,122.83</b>	<b>64,600.00</b>	<b>42,629.25</b>	<b>59,070.00</b>

DRAFT

	2021 Total Activity	2022 Total Activity	2023 Total Budget	2023 YTD 10/31/2023	2024 Budget
<b>Activity: 455 - REC-ADULT SPORTS</b>					
<b>Category: 10 - WAGES &amp; BENEFITS</b>					
<a href="#">101.44.6100.455.10300</a>	0.00	0.00	3,400.00	1,732.20	3,100.00
<a href="#">101.44.6100.455.20300</a>	0.00	0.00	200.00	107.40	200.00
<a href="#">101.44.6100.455.20350</a>	0.00	0.00	0.00	25.12	0.00
<a href="#">101.44.6100.455.20400</a>	0.00	0.00	300.00	1.25	200.00
<b>Category: 10 - WAGES &amp; BENEFITS Total:</b>	<b>0.00</b>	<b>0.00</b>	<b>3,900.00</b>	<b>1,865.97</b>	<b>3,500.00</b>
<b>Category: 30 - PROFESSIONAL / TECHNICAL SERVICES</b>					
<a href="#">101.44.6100.455.30700</a>	0.00	6,104.40	5,800.00	3,340.00	5,300.00
<b>Category: 30 - PROFESSIONAL / TECHNICAL SERVICES Total:</b>	<b>0.00</b>	<b>6,104.40</b>	<b>5,800.00</b>	<b>3,340.00</b>	<b>5,300.00</b>
<b>Category: 50 - OTHER PURCHASED SERVICES</b>					
<a href="#">101.44.6100.455.50070</a>	0.00	0.00	500.00	0.00	150.00
<b>Category: 50 - OTHER PURCHASED SERVICES Total:</b>	<b>0.00</b>	<b>0.00</b>	<b>500.00</b>	<b>0.00</b>	<b>150.00</b>
<b>Category: 60 - SUPPLIES</b>					
<a href="#">101.44.6100.455.60009</a>	0.00	345.29	2,100.00	1,197.15	2,145.00
<a href="#">101.44.6100.455.60045</a>	0.00	292.00	300.00	0.00	50.00
<b>Category: 60 - SUPPLIES Total:</b>	<b>0.00</b>	<b>637.29</b>	<b>2,400.00</b>	<b>1,197.15</b>	<b>2,195.00</b>
<b>Category: 70 - OTHER EXPENSES / EXPENDITURES</b>					
<a href="#">101.44.6100.455.70600</a>	0.00	0.00	0.00	-100.00	0.00
<b>Category: 70 - OTHER EXPENSES / EXPENDITURES Total:</b>	<b>0.00</b>	<b>0.00</b>	<b>0.00</b>	<b>-100.00</b>	<b>0.00</b>
<b>Activity: 455 - REC-ADULT SPORTS Total:</b>	<b>0.00</b>	<b>6,741.69</b>	<b>12,600.00</b>	<b>6,303.12</b>	<b>11,145.00</b>

DRAFT

		2021 Total Activity	2022 Total Activity	2023 Total Budget	2023 YTD 10/31/2023	2024 Budget
<b>Activity: 456 - REC-ICE RINKS/RENTALS</b>						
<b>Category: 10 - WAGES &amp; BENEFITS</b>						
<a href="#">101.44.6100.456.10300</a>	EMPLOYEES-NON BENEFITED	0.00	5,898.00	10,600.00	4,733.44	11,300.00
<a href="#">101.44.6100.456.20300</a>	EMPLOYER SOCIAL SECURITY	0.00	-47.41	700.00	293.46	700.00
<a href="#">101.44.6100.456.20350</a>	EMPLOYER MEDICARE	0.00	-11.08	200.00	68.61	200.00
<a href="#">101.44.6100.456.20400</a>	EMPLOYER PERA	0.00	0.00	800.00	0.00	800.00
<a href="#">101.44.6100.456.20750</a>	WORKERS COMPENSATION	0.00	0.00	0.00	0.00	200.00
<b>Category: 10 - WAGES &amp; BENEFITS Total:</b>		<b>0.00</b>	<b>5,839.51</b>	<b>12,300.00</b>	<b>5,095.51</b>	<b>13,200.00</b>
<b>Category: 50 - OTHER PURCHASED SERVICES</b>						
<a href="#">101.44.6100.456.50070</a>	DUES, LICENSES & SUBSCRIPTI...	0.00	0.00	100.00	0.00	0.00
<b>Category: 50 - OTHER PURCHASED SERVICES Total:</b>		<b>0.00</b>	<b>0.00</b>	<b>100.00</b>	<b>0.00</b>	<b>0.00</b>
<b>Category: 60 - SUPPLIES</b>						
<a href="#">101.44.6100.456.60009</a>	PROGRAM SUPPLIES	0.00	342.50	100.00	43.49	950.00
<a href="#">101.44.6100.456.60065</a>	SUPPLIES - OTHER	0.00	51.48	0.00	0.00	0.00
<b>Category: 60 - SUPPLIES Total:</b>		<b>0.00</b>	<b>393.98</b>	<b>100.00</b>	<b>43.49</b>	<b>950.00</b>
<b>Activity: 456 - REC-ICE RINKS/RENTALS Total:</b>		<b>0.00</b>	<b>6,233.49</b>	<b>12,500.00</b>	<b>5,139.00</b>	<b>14,150.00</b>

DRAFT

		2021 Total Activity	2022 Total Activity	2023 Total Budget	2023 YTD 10/31/2023	2024 Budget
<b>Activity: 459 - REC-ADMINISTRATIVE</b>						
<b>Category: 10 - WAGES &amp; BENEFITS</b>						
<a href="#">101.44.6100.459.10100</a>	FULL-TIME EMPLOYEES	0.00	227,322.34	269,200.00	213,376.34	318,200.00
<a href="#">101.44.6100.459.10200</a>	PART-TIME EMPLOYEES-BENEF...	0.00	0.00	0.00	0.00	18,800.00
<a href="#">101.44.6100.459.10300</a>	EMPLOYEES-NON BENEFITED	0.00	15,973.34	12,000.00	7,995.98	11,600.00
<a href="#">101.44.6100.459.10400</a>	OVERTIME	0.00	809.19	1,000.00	82.97	1,000.00
<a href="#">101.44.6100.459.20100</a>	INSURANCE-CASH OPTION	0.00	12,644.53	14,400.00	11,600.82	16,900.00
<a href="#">101.44.6100.459.20300</a>	EMPLOYER SOCIAL SECURITY	0.00	15,439.77	15,600.00	13,845.19	21,700.00
<a href="#">101.44.6100.459.20350</a>	EMPLOYER MEDICARE	0.00	3,610.39	4,100.00	3,238.47	0.00
<a href="#">101.44.6100.459.20400</a>	EMPLOYER PERA	0.00	17,438.63	24,200.00	16,238.57	26,200.00
<a href="#">101.44.6100.459.20600</a>	MEDICAL INSURANCE	0.00	27,637.97	34,900.00	27,946.17	41,300.00
<a href="#">101.44.6100.459.20620</a>	LIFE INSURANCE	0.00	309.44	400.00	282.09	500.00
<a href="#">101.44.6100.459.20630</a>	LTD INSURANCE	0.00	584.68	700.00	609.89	1,100.00
<a href="#">101.44.6100.459.20720</a>	FLEX/COMP ACCOUNT FEE	0.00	163.57	200.00	167.33	200.00
<a href="#">101.44.6100.459.20750</a>	WORKERS COMPENSATION	0.00	4,400.04	4,600.00	3,833.30	8,300.00
<a href="#">101.44.6100.459.20800</a>	COMPENSATED ABSENCES	0.00	4,780.81	0.00	0.00	0.00
<b>Category: 10 - WAGES &amp; BENEFITS Total:</b>		<b>0.00</b>	<b>331,114.70</b>	<b>381,300.00</b>	<b>299,217.12</b>	<b>465,800.00</b>
<b>Category: 30 - PROFESSIONAL / TECHNICAL SERVICES</b>						
<a href="#">101.44.6100.459.30700</a>	OTHER PROFESSIONAL SERVICES	0.00	18,874.90	21,000.00	11,809.00	30,100.00
<b>Category: 30 - PROFESSIONAL / TECHNICAL SERVICES Total:</b>		<b>0.00</b>	<b>18,874.90</b>	<b>21,000.00</b>	<b>11,809.00</b>	<b>30,100.00</b>
<b>Category: 40 - PURCHASED SERVICES PROPERTY/EQUIPMENT</b>						
<a href="#">101.44.6100.459.40044</a>	REPAIR & MAINT - OFFICE EQU...	0.00	0.00	0.00	0.00	0.00
<a href="#">101.44.6100.459.40050</a>	RENTAL OF EQUIPMENT	0.00	0.00	0.00	0.00	0.00
<a href="#">101.44.6100.459.40070</a>	CENTRAL EQUIP ALLOCATION	0.00	3,399.96	3,400.00	2,833.30	6,400.00
<a href="#">101.44.6100.459.40075</a>	CITY FACILITIES ALLOCATION	0.00	8,100.00	5,300.00	4,416.70	12,400.00
<b>Category: 40 - PURCHASED SERVICES PROPERTY/EQUIPMENT Total:</b>		<b>0.00</b>	<b>11,499.96</b>	<b>8,700.00</b>	<b>7,250.00</b>	<b>18,800.00</b>
<b>Category: 50 - OTHER PURCHASED SERVICES</b>						
<a href="#">101.44.6100.459.50019</a>	INSURANCE ALLOCATION	0.00	1,500.00	1,000.00	833.30	1,200.00
<a href="#">101.44.6100.459.50020</a>	TELEPHONE	0.00	210.00	0.00	0.00	0.00
<a href="#">101.44.6100.459.50025</a>	ADVERTISING/PUBLISHED NOT...	0.00	75.00	0.00	50.00	0.00
<a href="#">101.44.6100.459.50030</a>	PRINTING & BINDING	0.00	14,410.00	18,800.00	11,668.25	29,200.00
<a href="#">101.44.6100.459.50035</a>	POSTAGE/DELIVERY	0.00	3,802.83	4,200.00	3,377.31	5,060.00
<a href="#">101.44.6100.459.50065</a>	TRAVEL	0.00	1,018.44	900.00	1,414.55	1,750.00



		2021 Total Activity	2022 Total Activity	2023 Total Budget	2023 YTD 10/31/2023	2024 Budget
<a href="#">101.44.6100.459.50070</a>	DUES, LICENSES & SUBSCRIPTI...	0.00	1,980.00	1,200.00	1,873.23	2,150.00
<a href="#">101.44.6100.459.50072</a>	DIVISION SOFTWARE	0.00	12,365.00	5,400.00	5,400.00	8,200.00
<a href="#">101.44.6100.459.50075</a>	MEALS AND LODGING	0.00	1,498.27	2,700.00	159.98	6,150.00
<a href="#">101.44.6100.459.50080</a>	CONFERENCES AND SEMINARS	0.00	1,979.00	4,200.00	1,189.50	5,250.00
<a href="#">101.44.6100.459.50090</a>	FIELD TRIP FEES	0.00	0.00	0.00	0.00	0.00
<b>Category: 50 - OTHER PURCHASED SERVICES Total:</b>		<b>0.00</b>	<b>38,838.54</b>	<b>38,400.00</b>	<b>25,966.12</b>	<b>58,960.00</b>
<b>Category: 60 - SUPPLIES</b>						
<a href="#">101.44.6100.459.60009</a>	PROGRAM SUPPLIES	0.00	1,446.94	1,000.00	857.88	0.00
<a href="#">101.44.6100.459.60010</a>	SUPPLIES - OFFICE	0.00	95.14	800.00	1,875.18	800.00
<a href="#">101.44.6100.459.60018</a>	SUPPLIES-TRAINING	0.00	339.12	0.00	0.00	0.00
<a href="#">101.44.6100.459.60040</a>	SM TOOLS & MISC EQUIPMENT	0.00	395.42	1,000.00	235.79	3,500.00
<a href="#">101.44.6100.459.60045</a>	UNIFORMS & CLOTHING	0.00	1,500.00	1,000.00	2,004.00	4,010.00
<a href="#">101.44.6100.459.60065</a>	SUPPLIES - OTHER	0.00	2,337.90	3,800.00	3,561.82	4,000.00
<a href="#">101.44.6100.459.60070</a>	CENTRAL STORES ALLOCATION	0.00	9,500.04	0.00	0.00	0.00
<a href="#">101.44.6100.459.60071</a>	TECHNOLOGY ALLOCATION	0.00	600.00	27,100.00	22,583.30	25,400.00
<b>Category: 60 - SUPPLIES Total:</b>		<b>0.00</b>	<b>16,214.56</b>	<b>34,700.00</b>	<b>31,117.97</b>	<b>37,710.00</b>
<b>Category: 70 - OTHER EXPENSES / EXPENDITURES</b>						
<a href="#">101.44.6100.459.70440</a>	BANK CHARGES / CREDIT CARD	0.00	6,794.24	8,700.00	5,537.89	8,700.00
<a href="#">101.44.6100.459.70600</a>	OTHER MISCELLANEOUS	0.00	857.50	0.00	2,655.79	0.00
<b>Category: 70 - OTHER EXPENSES / EXPENDITURES Total:</b>		<b>0.00</b>	<b>7,651.74</b>	<b>8,700.00</b>	<b>8,193.68</b>	<b>8,700.00</b>
<b>Activity: 459 - REC-ADMINISTRATIVE Total:</b>		<b>0.00</b>	<b>424,194.40</b>	<b>492,800.00</b>	<b>383,553.89</b>	<b>620,070.00</b>
<b>RECREATION DEPARTMENT Total:</b>		<b>0.00</b>	<b>534,613.72</b>	<b>639,424.00</b>	<b>467,210.80</b>	<b>774,935.00</b>

DRAFT



	2021 Total Activity	2022 Total Activity	2023 Total Budget	2023 YTD 10/31/2023	2024 Budget
<b>Department: 9100 - TAX ABATEMENT</b>					
70 - OTHER EXPENSES / EXPENDITURES	0.00	0.00	33,000.00	15,390.00	182,880.00
<b>Department: 9100 - TAX ABATEMENT Total:</b>	<b>0.00</b>	<b>0.00</b>	<b>33,000.00</b>	<b>15,390.00</b>	<b>182,880.00</b>

DRAFT



	2021 Total Activity	2022 Total Activity	2023 Total Budget	2023 YTD 10/31/2023	2024 Budget
<b>Department: 9100 - TAX ABATEMENT</b>					
<b>Category: 70 - OTHER EXPENSES / EXPENDITURES</b>					
<a href="#">101.58.9100.581.70650</a> TAX ABATEMENT-THE CROSSI...	0.00	0.00	33,000.00	15,390.00	182,880.00
<b>Category: 70 - OTHER EXPENSES / EXPENDITURES Total:</b>	<b>0.00</b>	<b>0.00</b>	<b>33,000.00</b>	<b>15,390.00</b>	<b>182,880.00</b>
<b>Department: 9100 - TAX ABATEMENT Total:</b>	<b>0.00</b>	<b>0.00</b>	<b>33,000.00</b>	<b>15,390.00</b>	<b>182,880.00</b>

DRAFT



	2021 Total Activity	2022 Total Activity	2023 Total Budget	2023 YTD 10/31/2023	2024 Budget
<b>Department: 9200 - TRANSFERS</b>					
91 - OTHER	654,836.71	480,500.00	443,600.00	413,466.70	484,515.00
<b>Department: 9200 - TRANSFERS Total:</b>	<b>654,836.71</b>	<b>480,500.00</b>	<b>443,600.00</b>	<b>413,466.70</b>	<b>484,515.00</b>

2024 Transfers Out:  
 \$315,000 Parks Capital Replacement  
169,515 EDA  
 \$484,515

DRAFT



	2021 Total Activity	2022 Total Activity	2023 Total Budget	2023 YTD 10/31/2023	2024 Budget
<b>Department: 9200 - TRANSFERS</b>					
<b>Category: 91 - OTHER</b>					
<a href="#">101.57.9200.590.91100</a>					
OPERATING TRANSFERS OUT	654,836.71	480,500.00	443,600.00	413,466.70	484,515.00
<b>Category: 91 - OTHER Total:</b>	<b>654,836.71</b>	<b>480,500.00</b>	<b>443,600.00</b>	<b>413,466.70</b>	<b>484,515.00</b>
<b>Department: 9200 - TRANSFERS Total:</b>	<b>654,836.71</b>	<b>480,500.00</b>	<b>443,600.00</b>	<b>413,466.70</b>	<b>484,515.00</b>

DRAFT



	2021 Total Activity	2022 Total Activity	2023 Total Budget	2023 YTD 10/31/2023	2024 Budget
<b>Fund: 201 - C.V.B. FUND</b>					
310 - TAXES	120,618.32	128,547.56	202,500.00	176,262.48	202,500.00
330 - INTERGOVERNMENTAL	17,500.00	11,000.00	10,000.00	10,000.00	10,000.00
360 - MISCELLANEOUS REVENUES	-1,028.50	-1,930.44	0.00	1,617.68	0.00
<b>Fund: 201 - C.V.B. FUND Total:</b>	<b>137,089.82</b>	<b>137,617.12</b>	<b>212,500.00</b>	<b>187,880.16</b>	<b>212,500.00</b>

DRAFT



	2021 Total Activity	2022 Total Activity	2023 Total Budget	2023 YTD 10/31/2023	2024 Budget
<b>Fund: 201 - C.V.B. FUND</b>					
<b>RevCat: 310 - TAXES</b>					
<a href="#">201.00.0000.3181000</a>					
LODGING TAX	120,618.32	128,547.56	202,500.00	173,078.69	202,500.00
<a href="#">201.00.0000.3186000</a>					
PENALTY ON LODGING TAX	0.00	0.00	0.00	3,183.79	0.00
<b>RevCat: 310 - TAXES Total:</b>	<b>120,618.32</b>	<b>128,547.56</b>	<b>202,500.00</b>	<b>176,262.48</b>	<b>202,500.00</b>
<b>RevCat: 330 - INTERGOVERNMENTAL</b>					
<a href="#">201.00.0000.3308500</a>					
STATE GRANTS	17,500.00	11,000.00	10,000.00	10,000.00	10,000.00
<b>RevCat: 330 - INTERGOVERNMENTAL Total:</b>	<b>17,500.00</b>	<b>11,000.00</b>	<b>10,000.00</b>	<b>10,000.00</b>	<b>10,000.00</b>
<b>RevCat: 360 - MISCELLANEOUS REVENUES</b>					
<a href="#">201.00.0000.3610000</a>					
INVESTMENT INTEREST	617.01	976.30	0.00	1,617.68	0.00
<a href="#">201.00.0000.3611000</a>					
ACCRUED INTEREST RECEIVABLE	185.91	36.64	0.00	0.00	0.00
<a href="#">201.00.0000.3612000</a>					
FAIR MARKET VALUE ALLOCAT...	-1,831.42	-2,943.38	0.00	0.00	0.00
<a href="#">201.00.0000.3650000</a>					
OTHER REVENUES	0.00	0.00	0.00	0.00	0.00
<b>RevCat: 360 - MISCELLANEOUS REVENUES Total:</b>	<b>-1,028.50</b>	<b>-1,930.44</b>	<b>0.00</b>	<b>1,617.68</b>	<b>0.00</b>
<b>Fund: 201 - C.V.B. FUND Total:</b>	<b>137,089.82</b>	<b>137,617.12</b>	<b>212,500.00</b>	<b>187,880.16</b>	<b>212,500.00</b>

DRAFT



	2021 Total Activity	2022 Total Activity	2023 Total Budget	2023 YTD 10/31/2023	2024 Budget
<b>Fund: 201 - C.V.B. FUND</b>					
30 - PROFESSIONAL / TECHNICAL SERVICES	74,175.92	72,083.80	77,662.00	18,984.25	77,662.00
40 - PURCHASED SERVICES PROPERTY/EQUIPMENT	0.00	0.00	7,200.00	5,400.00	7,200.00
50 - OTHER PURCHASED SERVICES	57,877.08	72,011.46	115,725.00	32,418.60	115,513.00
60 - SUPPLIES	473.84	2,032.13	1,788.00	305.24	2,000.00
70 - OTHER EXPENSES / EXPENDITURES	6,030.93	6,427.39	10,125.00	8,653.95	10,125.00
<b>Fund: 201 - C.V.B. FUND Total:</b>	<b>138,557.77</b>	<b>152,554.78</b>	<b>212,500.00</b>	<b>65,762.04</b>	<b>212,500.00</b>

DRAFT



	2021 Total Activity	2022 Total Activity	2023 Total Budget	2023 YTD 10/31/2023	2024 Budget
<b>Fund: 201 - C.V.B. FUND</b>					
<b>Category: 30 - PROFESSIONAL / TECHNICAL SERVICES</b>					
<a href="#">201.44.1600.465.30700</a> OTHER PROFESSIONAL SERVICES	74,175.92	72,083.80	77,662.00	18,984.25	77,662.00
<b>Category: 30 - PROFESSIONAL / TECHNICAL SERVICES Total:</b>	<b>74,175.92</b>	<b>72,083.80</b>	<b>77,662.00</b>	<b>18,984.25</b>	<b>77,662.00</b>
<b>Category: 40 - PURCHASED SERVICES PROPERTY/EQUIPMENT</b>					
<a href="#">201.44.1600.465.40065</a> OTHER RENTALS	0.00	0.00	7,200.00	5,400.00	7,200.00
<b>Category: 40 - PURCHASED SERVICES PROPERTY/EQUIPMENT Total:</b>	<b>0.00</b>	<b>0.00</b>	<b>7,200.00</b>	<b>5,400.00</b>	<b>7,200.00</b>
<b>Category: 50 - OTHER PURCHASED SERVICES</b>					
<a href="#">201.44.1600.465.50020</a> TELEPHONE	0.00	0.00	1,070.00	400.00	650.00
<a href="#">201.44.1600.465.50025</a> ADVERTISING/PUBLISHED NOT...	53,123.68	62,477.03	98,880.00	27,764.15	107,688.00
<a href="#">201.44.1600.465.50030</a> PRINTING & BINDING	0.00	5,865.77	0.00	0.00	0.00
<a href="#">201.44.1600.465.50035</a> POSTAGE/DELIVERY	968.26	651.00	5,000.00	215.79	3,000.00
<a href="#">201.44.1600.465.50065</a> TRAVEL	28.11	273.87	1,450.00	271.17	500.00
<a href="#">201.44.1600.465.50070</a> DUES, LICENSES & SUBSCRIPTI...	1,937.13	912.99	4,975.00	3,030.79	775.00
<a href="#">201.44.1600.465.50075</a> MEALS AND LODGING	445.90	911.80	1,350.00	241.70	900.00
<a href="#">201.44.1600.465.50080</a> CONFERENCES AND SEMINARS	1,374.00	919.00	3,000.00	495.00	2,000.00
<b>Category: 50 - OTHER PURCHASED SERVICES Total:</b>	<b>57,877.08</b>	<b>72,011.46</b>	<b>115,725.00</b>	<b>32,418.60</b>	<b>115,513.00</b>
<b>Category: 60 - SUPPLIES</b>					
<a href="#">201.44.1600.465.60010</a> SUPPLIES - OFFICE	473.84	2,032.13	1,788.00	305.24	2,000.00
<b>Category: 60 - SUPPLIES Total:</b>	<b>473.84</b>	<b>2,032.13</b>	<b>1,788.00</b>	<b>305.24</b>	<b>2,000.00</b>
<b>Category: 70 - OTHER EXPENSES / EXPENDITURES</b>					
<a href="#">201.44.1600.465.70700</a> ADMINISTRATIVE CHARGES	6,030.93	6,427.39	10,125.00	8,653.95	10,125.00
<b>Category: 70 - OTHER EXPENSES / EXPENDITURES Total:</b>	<b>6,030.93</b>	<b>6,427.39</b>	<b>10,125.00</b>	<b>8,653.95</b>	<b>10,125.00</b>
<b>Fund: 201 - C.V.B. FUND Total:</b>	<b>138,557.77</b>	<b>152,554.78</b>	<b>212,500.00</b>	<b>65,762.04</b>	<b>212,500.00</b>

DRAFT



	2021 Total Activity	2022 Total Activity	2023 Total Budget	2023 YTD 10/31/2023	2024 Budget
<b>Revenue</b>					
340 - CHARGES FOR SERVICES	1,820,713.61	2,240,051.19	2,400,800.00	2,203,306.55	2,754,115.00
360 - MISCELLANEOUS REVENUES	424,514.64	461,831.44	388,250.00	1,592,800.34	141,675.00
390 - OTHER FINANCING SOURCES	1,092,614.00	2,237,325.87	1,109,650.00	0.00	1,154,805.00
<b>Revenue Total:</b>	<b>3,337,842.25</b>	<b>4,939,208.50</b>	<b>3,898,700.00</b>	<b>3,796,106.89</b>	<b>4,050,595.00</b>

DRAFT



## 2024 Budget Book Community Center Expenditure Summary

	2021 Total Activity	2022 Total Activity	2023 Total Budget	2023 YTD 10/31/2023	2024 Budget
<b>Expenditure</b>					
10 - WAGES & BENEFITS	1,968,062.10	2,148,402.04	2,525,600.00	1,904,744.18	2,542,800.00
30 - PROFESSIONAL / TECHNICAL SERVICES	19,863.00	56,767.41	41,100.00	20,165.58	40,020.00
40 - PURCHASED SERVICES PROPERTY/EQUIPMENT	871,907.36	1,096,805.54	846,300.00	797,682.23	914,300.00
50 - OTHER PURCHASED SERVICES	87,922.08	147,279.29	154,000.00	118,450.00	176,555.00
60 - SUPPLIES	187,774.03	215,825.85	273,900.00	216,888.93	314,120.00
70 - OTHER EXPENSES / EXPENDITURES	41,847.61	53,105.93	57,800.00	62,874.06	62,800.00
75 - COSTS OF SALES	0.00	0.00	0.00	0.00	0.00
80 - CAPITAL OUTLAY	145,078.80	1,161,832.02	0.00	0.00	0.00
<b>Expenditure Total:</b>	<b>3,322,454.98</b>	<b>4,880,018.08</b>	<b>3,898,700.00</b>	<b>3,120,804.98</b>	<b>4,050,595.00</b>

One Council's 2023 priorities was to improve the transparency of financial operations of the Community Center.

To this end, staff have created five new departments for the Community Center as opposed to the one department that all activities were previously reported under (Department 6200). These five new departments have their own unique budgets for 2024:

- Department 6210 - Common
- Department 6220 - Aquatics
- Department 6230 - Fitness
- Department 6240 - Ice Arena
- Department 6250 - Rentals/Programs/Gym

By splitting activities across these five departments, the City will be better equipped to analyze the cost of providing these services to the community.

# DRAFT



		2021 Total Activity	2022 Total Activity	2023 Total Budget	2023 YTD 10/31/2023	2024 Budget
<b>Fund: 205 - COMMUNITY CENTER-OPERATING FUND</b>						
<b>Department: 0000 - Old Account Numbering</b>						
<b>Revenue</b>						
<a href="#">205.00.0000.3610000</a>	INVESTMENT INTEREST	323.08	441.57	0.00	1,037.45	0.00
<a href="#">205.00.0000.3610300</a>	INTEREST ON ROSEMOUNT LO...	28,528.18	25,145.56	21,600.00	0.00	0.00
<a href="#">205.00.0000.3611000</a>	ACCRUED INTEREST RECEIVABLE	-403.07	-5.34	0.00	0.00	0.00
<a href="#">205.00.0000.3612000</a>	FAIR MARKET VALUE ALLOCAT...	-2,486.39	-1,294.03	0.00	0.00	0.00
<a href="#">205.44.0000.3490100</a>	MEMBERSHIPS	641,240.36	851,678.57	939,200.00	869,719.23	0.00
<a href="#">205.44.0000.3490200</a>	ADMISSIONS	144,433.84	183,394.43	193,200.00	204,546.41	0.00
<a href="#">205.44.0000.3490301</a>	ADMISSIONS-MISCELLANEOUS	364.64	797.49	1,000.00	834.40	0.00
<a href="#">205.44.0000.3490400</a>	MEMBERSHIPS MISCELLANEOUS	3,723.76	11,654.88	13,000.00	18,983.52	0.00
<a href="#">205.44.0000.3491500</a>	SWIM MEETS	171.00	0.00	400.00	578.00	0.00
<a href="#">205.44.0000.3491800</a>	POOL RENTAL-ISD 199	49,379.17	53,422.41	52,000.00	25,698.28	0.00
<a href="#">205.44.0000.3492001</a>	ICE RENTAL-ISD 199	105,941.28	88,024.84	94,000.00	41,953.02	0.00
<a href="#">205.44.0000.3492200</a>	ICE RENTALS	425,128.59	433,837.24	445,000.00	282,651.38	0.00
<a href="#">205.44.0000.3492300</a>	TURF RENTALS	4,250.80	8,794.94	13,000.00	23,451.39	0.00
<a href="#">205.44.0000.3492500</a>	ROOM RENTALS	25,267.13	52,183.70	63,100.00	67,592.21	0.00
<a href="#">205.44.0000.3492700</a>	POOL RENTALS	29,309.82	16,020.03	26,000.00	15,888.85	0.00
<a href="#">205.44.0000.3492900</a>	BIRTHDAY PARTIES	41,944.58	62,800.45	52,000.00	69,990.87	0.00
<a href="#">205.44.0000.3493501</a>	LESSONS/CLASSES	258,780.65	283,645.68	325,400.00	365,152.12	0.00
<a href="#">205.44.0000.3494202</a>	MISC SUPPLIES & EQUIPMENT	115.09	4.67	200.00	103.18	0.00
<a href="#">205.44.0000.3494401</a>	SKATE RENTAL	754.79	1,777.68	600.00	1,921.98	0.00
<a href="#">205.44.0000.3496000</a>	KIDS CAMP	77,958.22	169,516.93	162,200.00	198,243.00	0.00
<a href="#">205.44.0000.3496501</a>	CHILD CARE	53.46	211.50	500.00	556.80	0.00
<a href="#">205.44.0000.3497000</a>	CONCESSIONS	4,000.00	10,000.00	10,000.00	6,000.00	0.00
<a href="#">205.44.0000.3497500</a>	VENDING	5,502.43	7,055.75	5,000.00	4,291.91	0.00
<a href="#">205.44.0000.3497700</a>	VENDING/COKE CONTRACT	0.00	0.00	0.00	0.00	0.00
<a href="#">205.44.0000.3498001</a>	ADVERTISING	2,394.00	5,230.00	5,000.00	5,150.00	0.00

DRAFT

	2021 Total Activity	2022 Total Activity	2023 Total Budget	2023 YTD 10/31/2023	2024 Budget
<a href="#">205.44.0000.3620000</a> RENTS & ROYALTIES	275,000.00	275,000.00	283,250.00	141,625.00	0.00
<a href="#">205.44.0000.3630000</a> CONTRIBUTIONS & DONATIONS	69,171.82	102,854.44	23,000.00	2,350.00	0.00
<a href="#">205.44.0000.3650000</a> OTHER REVENUES	1,509.65	5,741.52	1,500.00	3,498.02	0.00
<a href="#">205.44.0000.3651000</a> ATM COMMISSIONS	245.83	499.72	1,000.00	0.00	0.00
<a href="#">205.44.0000.3660000</a> OTHER REIMBURSEMENTS	52,625.54	53,448.00	57,900.00	50,336.00	0.00
<a href="#">205.59.0000.3690000</a> EXTRAORDINARY GAIN	0.00	0.00	0.00	1,393,953.87	0.00
<a href="#">205.59.0000.3911000</a> OPERATING TRANSFERS IN	1,092,614.00	2,237,325.87	1,109,650.00	0.00	1,154,805.00
<b>Revenue Total:</b>	<b>3,337,842.25</b>	<b>4,939,208.50</b>	<b>3,898,700.00</b>	<b>3,796,106.89</b>	<b>1,154,805.00</b>

DRAFT

		2021	2022	2023	2023 YTD	2024
		Total Activity	Total Activity	Total Budget	10/31/2023	Budget
<b>Department: 6200 - COMMUNITY CENTER (Old Account Numbering)</b>						
<b>Expense</b>						
<a href="#">205.44.6200.453.10100</a>	FULL-TIME EMPLOYEES	795,266.28	866,868.40	991,300.00	770,747.35	0.00
<a href="#">205.44.6200.453.10200</a>	PART-TIME EMPLOYEES-BENEF...	113,231.76	116,166.64	117,900.00	83,419.00	0.00
<a href="#">205.44.6200.453.10300</a>	EMPLOYEES-NON BENEFITED	546,551.23	666,763.64	804,500.00	614,857.87	0.00
<a href="#">205.44.6200.453.10400</a>	OVERTIME	19,642.47	14,961.95	14,000.00	8,396.89	0.00
<a href="#">205.44.6200.453.20100</a>	INSURANCE-CASH OPTION	55,634.02	60,823.04	69,300.00	50,017.96	0.00
<a href="#">205.44.6200.453.20300</a>	EMPLOYER SOCIAL SECURITY	91,723.82	103,012.59	117,900.00	91,811.25	0.00
<a href="#">205.44.6200.453.20350</a>	EMPLOYER MEDICARE	21,459.71	24,091.79	28,000.00	21,433.11	0.00
<a href="#">205.44.6200.453.20400</a>	EMPLOYER PERA	81,301.87	95,880.30	144,600.00	81,031.63	0.00
<a href="#">205.44.6200.453.20600</a>	MEDICAL INSURANCE	135,167.61	147,373.42	172,900.00	129,087.09	0.00
<a href="#">205.44.6200.453.20620</a>	LIFE INSURANCE	1,315.27	1,427.16	1,600.00	1,055.63	0.00
<a href="#">205.44.6200.453.20630</a>	LTD INSURANCE	2,723.93	2,867.76	3,100.00	2,139.50	0.00
<a href="#">205.44.6200.453.20700</a>	UNEMPLOYMENT COMPENSAT...	25,309.66	54.31	0.00	491.64	0.00
<a href="#">205.44.6200.453.20720</a>	FLEX / COMP ACCOUNT FEE	1,002.13	729.31	1,000.00	671.96	0.00
<a href="#">205.44.6200.453.20750</a>	WORKERS COMPENSATION	56,700.00	56,700.00	59,500.00	49,583.30	0.00
<a href="#">205.44.6200.453.20800</a>	COMPENSATED ABSENCES	21,032.34	-9,318.27	0.00	0.00	0.00
<a href="#">205.44.6200.453.30300</a>	ENGINEERING CONSULTANTS	0.00	14,786.43	0.00	0.00	0.00
<a href="#">205.44.6200.453.30420</a>	LEGAL SERVICES	0.00	0.00	1,500.00	0.00	0.00
<a href="#">205.44.6200.453.30700</a>	OTHER PROFESSIONAL SERVICES	19,863.00	41,980.98	39,600.00	20,165.58	0.00
<a href="#">205.44.6200.453.40005</a>	WATER UTILITY SERVICES	30,320.54	37,168.76	22,000.00	34,089.43	0.00
<a href="#">205.44.6200.453.40010</a>	GAS UTILITY SERVICES	131,228.73	221,135.04	146,000.00	93,994.69	0.00
<a href="#">205.44.6200.453.40015</a>	SEWER UTILITY SERVICES	36,797.00	47,448.59	28,000.00	37,954.09	0.00
<a href="#">205.44.6200.453.40020</a>	ELECTRIC UTILITY SERVICES	351,882.76	319,433.06	312,000.00	281,643.34	0.00
<a href="#">205.44.6200.453.40025</a>	REFUSE DISPOSAL	5,266.43	1,240.40	200.00	816.63	0.00
<a href="#">205.44.6200.453.40030</a>	STORM WATER UTILITY SERVICE	1,698.20	1,986.88	1,800.00	2,483.89	0.00
<a href="#">205.44.6200.453.40040</a>	REPAIR & MAINT - BUILDINGS	278,368.62	402,054.92	290,000.00	305,598.57	0.00
<a href="#">205.44.6200.453.40042</a>	REPAIR & MAINT - EQUIPMENT	11,767.69	6,680.64	15,300.00	11,203.78	0.00
<a href="#">205.44.6200.453.40044</a>	REPAIR & MAINT - OFFICE EQU...	-5,400.01	0.00	0.00	0.00	0.00
<a href="#">205.44.6200.453.40047</a>	REPAIR & MAINT - OTHER STR...	0.00	6,812.06	0.00	675.00	0.00
<a href="#">205.44.6200.453.40050</a>	RENTAL OF EQUIPMENT	0.00	0.00	200.00	0.00	0.00
<a href="#">205.44.6200.453.40065</a>	OTHER RENTALS	677.36	3,545.11	1,500.00	4,806.11	0.00

		2021 Total Activity	2022 Total Activity	2023 Total Budget	2023 YTD 10/31/2023	2024 Budget
<a href="#">205.44.6200.453.40070</a>	CENTRAL EQUIP ALLOCATION	29,300.04	29,300.04	29,300.00	24,416.70	0.00
<a href="#">205.44.6200.453.40075</a>	CITY FACILITIES ALLOCATION	0.00	20,000.04	0.00	0.00	0.00
<a href="#">205.44.6200.453.50019</a>	INSURANCE ALLOCATION	58,100.04	58,100.04	56,800.00	47,333.30	0.00
<a href="#">205.44.6200.453.50020</a>	TELEPHONE	1,770.00	1,500.00	0.00	0.00	0.00
<a href="#">205.44.6200.453.50025</a>	ADVERTISING/PUBLISHED NOT...	633.49	495.00	3,200.00	0.00	0.00
<a href="#">205.44.6200.453.50030</a>	PRINTING & BINDING	3,640.00	26,484.64	31,200.00	18,148.37	0.00
<a href="#">205.44.6200.453.50035</a>	POSTAGE/DELIVERY	3,662.36	5,704.21	9,900.00	4,500.64	0.00
<a href="#">205.44.6200.453.50055</a>	ALARM SERVICES / SYSTEMS	1,065.00	380.00	2,400.00	575.00	0.00
<a href="#">205.44.6200.453.50065</a>	TRAVEL	549.93	382.63	1,400.00	291.38	0.00
<a href="#">205.44.6200.453.50070</a>	DUES, LICENSES & SUBSCRIPTI...	14,122.92	10,247.40	15,235.00	11,720.97	0.00
<a href="#">205.44.6200.453.50072</a>	DIVISION SOFTWARE	0.00	18,547.50	11,065.00	10,229.08	0.00
<a href="#">205.44.6200.453.50075</a>	MEALS AND LODGING	0.00	30.00	4,600.00	208.26	0.00
<a href="#">205.44.6200.453.50080</a>	CONFERENCES AND SEMINARS	327.34	1,149.00	7,100.00	1,947.00	0.00
<a href="#">205.44.6200.453.50090</a>	FIELD TRIP FEES	4,051.00	24,258.87	11,100.00	23,496.00	0.00
<a href="#">205.44.6200.453.60010</a>	SUPPLIES - OFFICE	88.24	159.98	6,000.00	2,995.69	0.00
<a href="#">205.44.6200.453.60011</a>	SUPPLIES-JANITOR/CLEANING	21,408.11	36,373.50	32,000.00	28,169.34	0.00
<a href="#">205.44.6200.453.60012</a>	SUPPLIES - SHOP	1,732.94	476.37	2,000.00	188.59	0.00
<a href="#">205.44.6200.453.60016</a>	SUPPLIES - MAINTENANCE	33,381.85	21,572.19	30,300.00	13,109.74	0.00
<a href="#">205.44.6200.453.60018</a>	SUPPLIES-TRAINING	5,997.63	3,145.16	4,400.00	4,230.93	0.00
<a href="#">205.44.6200.453.60021</a>	FUELS	7.31	2.70	0.00	4.83	0.00
<a href="#">205.44.6200.453.60024</a>	POOL CHEMICALS	52,290.62	57,586.83	40,000.00	47,131.49	0.00
<a href="#">205.44.6200.453.60040</a>	SM TOOLS & MISC EQUIPMENT	18,113.00	36,314.36	25,400.00	12,862.59	0.00
<a href="#">205.44.6200.453.60045</a>	UNIFORMS & CLOTHING	7,495.30	12,666.40	10,800.00	7,301.35	0.00
<a href="#">205.44.6200.453.60065</a>	SUPPLIES - OTHER	19,759.11	21,528.44	24,800.00	19,061.08	0.00
<a href="#">205.44.6200.453.60070</a>	CENTRAL STORES ALLOCATION	19,266.63	19,899.96	0.00	0.00	0.00
<a href="#">205.44.6200.453.60071</a>	TECHNOLOGY ALLOCATION	8,233.29	6,099.96	98,200.00	81,833.30	0.00
<a href="#">205.44.6200.453.70310</a>	LEASE OF ARMORY	2,750.00	4,125.00	12,000.00	12,000.00	0.00
<a href="#">205.44.6200.453.70440</a>	BANK CHARGES / CREDIT CARD	38,843.79	46,473.75	42,000.00	48,122.93	0.00
<a href="#">205.44.6200.453.70450</a>	CASH OVER/SHORT	-1.43	11.85	100.00	247.29	0.00
<a href="#">205.44.6200.453.70600</a>	OTHER MISCELLANEOUS	255.25	383.25	1,700.00	292.65	0.00
<a href="#">205.44.6200.453.70610</a>	TRANSPORTATION	0.00	2,112.08	2,000.00	2,211.19	0.00
<a href="#">205.44.6200.453.75050</a>	FOOD INVENTORY	0.00	0.00	0.00	0.00	0.00

[205.44.6200.453.80200](#)  
[205.44.6200.453.80300](#)  
[205.44.6200.453.80800](#)

	<b>2021</b>	<b>2022</b>	<b>2023</b>	<b>2023 YTD</b>	<b>2024</b>
	<b>Total Activity</b>	<b>Total Activity</b>	<b>Total Budget</b>	<b>10/31/2023</b>	<b>Budget</b>
BUILDINGS	130,918.06	1,090,359.94	0.00	0.00	0.00
IMPROVEMENTS (NON-BLDG)	7,651.01	0.00	0.00	0.00	0.00
OTHER EQUIPMENT	6,509.73	71,472.08	0.00	0.00	0.00
<b>Expense Total:</b>	<b>3,322,454.98</b>	<b>4,880,018.08</b>	<b>3,898,700.00</b>	<b>3,120,804.98</b>	<b>0.00</b>

DRAFT

		2021 Total Activity	2022 Total Activity	2023 Total Budget	2023 YTD 10/31/2023	2024 Budget
<b>Department: 6210 - COMMUNITY CENTER - COMMON</b>						
<b>Revenue</b>						
<a href="#">205.44.6210.3490100</a>	MEMBERSHIPS	0.00	0.00	0.00	0.00	108,920.00
<a href="#">205.44.6210.3490200</a>	ADMISSIONS	0.00	0.00	0.00	0.00	20,600.00
<a href="#">205.44.6210.3620100</a>	VENDING / CONCESSIONS	0.00	0.00	0.00	0.00	3,500.00
<a href="#">205.44.6210.3630000</a>	CONTRIBUTIONS / DONATIONS	0.00	0.00	0.00	0.00	1,000.00
<a href="#">205.44.6210.3660000</a>	OTHER REVENUES	0.00	0.00	0.00	0.00	7,500.00
	<b>Revenue Total:</b>	<b>0.00</b>	<b>0.00</b>	<b>0.00</b>	<b>0.00</b>	<b>141,520.00</b>
<b>Expense</b>						
<a href="#">205.44.6210.470.10100</a>	FULL-TIME EMPLOYEES	0.00	0.00	0.00	0.00	259,500.00
<a href="#">205.44.6210.470.10200</a>	PART-TIME EMPLOYEES-BENEF...	0.00	0.00	0.00	0.00	54,900.00
<a href="#">205.44.6210.470.10300</a>	EMPLOYEES-NON BENEFITED	0.00	0.00	0.00	0.00	138,200.00
<a href="#">205.44.6210.470.10400</a>	OVERTIME	0.00	0.00	0.00	0.00	2,000.00
<a href="#">205.44.6210.470.20100</a>	INSURANCE-CASH OPTION	0.00	0.00	0.00	0.00	14,600.00
<a href="#">205.44.6210.470.20300</a>	EMPLOYER SOCIAL SECURITY	0.00	0.00	0.00	0.00	28,200.00
<a href="#">205.44.6210.470.20350</a>	EMPLOYER MEDICARE	0.00	0.00	0.00	0.00	6,600.00
<a href="#">205.44.6210.470.20400</a>	EMPLOYER PERA	0.00	0.00	0.00	0.00	34,100.00
<a href="#">205.44.6210.470.20600</a>	MEDICAL INSURANCE	0.00	0.00	0.00	0.00	42,300.00
<a href="#">205.44.6210.470.20620</a>	LIFE INSURANCE	0.00	0.00	0.00	0.00	500.00
<a href="#">205.44.6210.470.20630</a>	LTD INSURANCE	0.00	0.00	0.00	0.00	1,000.00
<a href="#">205.44.6210.470.20720</a>	FLEX / COMP ACCOUNT FEE	0.00	0.00	0.00	0.00	350.00
<a href="#">205.44.6210.470.20750</a>	WORKERS COMPENSATION	0.00	0.00	0.00	0.00	7,600.00
<a href="#">205.44.6210.470.30420</a>	LEGAL SERVICES	0.00	0.00	0.00	0.00	500.00
<a href="#">205.44.6210.470.30700</a>	OTHER PROFESSIONAL SERVICES	0.00	0.00	0.00	0.00	1,700.00
<a href="#">205.44.6210.470.50019</a>	INSURANCE ALLOCATION	0.00	0.00	0.00	0.00	52,300.00
<a href="#">205.44.6210.470.50025</a>	ADVERTISING/PUBLISHED NOT...	0.00	0.00	0.00	0.00	200.00
<a href="#">205.44.6210.470.50030</a>	PRINTING & BINDING	0.00	0.00	0.00	0.00	400.00
<a href="#">205.44.6210.470.50065</a>	TRAVEL	0.00	0.00	0.00	0.00	500.00
<a href="#">205.44.6210.470.50070</a>	DUES, LICENSES & SUBSCRIPTI...	0.00	0.00	0.00	0.00	5,500.00
<a href="#">205.44.6210.470.50072</a>	DIVISION SOFTWARE	0.00	0.00	0.00	0.00	13,100.00
<a href="#">205.44.6210.470.50075</a>	MEALS AND LODGING	0.00	0.00	0.00	0.00	3,400.00
<a href="#">205.44.6210.470.50080</a>	CONFERENCES AND SEMINARS	0.00	0.00	0.00	0.00	2,600.00



		2021	2022	2023	2023 YTD	2024
		Total Activity	Total Activity	Total Budget	10/31/2023	Budget
<a href="#">205.44.6210.470.60010</a>	SUPPLIES - OFFICE	0.00	0.00	0.00	0.00	3,000.00
<a href="#">205.44.6210.470.60040</a>	SM TOOLS & MISC EQUIPMENT	0.00	0.00	0.00	0.00	2,300.00
<a href="#">205.44.6210.470.60045</a>	UNIFORMS & CLOTHING	0.00	0.00	0.00	0.00	3,000.00
<a href="#">205.44.6210.470.60065</a>	SUPPLIES - OTHER	0.00	0.00	0.00	0.00	5,500.00
<a href="#">205.44.6210.470.60071</a>	TECHNOLOGY ALLOCATION	0.00	0.00	0.00	0.00	114,200.00
<a href="#">205.44.6210.470.70440</a>	BANK CHARGES / CREDIT CARD	0.00	0.00	0.00	0.00	47,000.00
<a href="#">205.44.6210.470.70450</a>	CASH OVER/SHORT	0.00	0.00	0.00	0.00	100.00
<a href="#">205.44.6210.471.30700</a>	OTHER PROFESSIONAL SERVICES	0.00	0.00	0.00	0.00	500.00
<a href="#">205.44.6210.471.40042</a>	REPAIR & MAINT - EQUIPMENT	0.00	0.00	0.00	0.00	100.00
<a href="#">205.44.6210.471.40065</a>	OTHER RENTALS	0.00	0.00	0.00	0.00	200.00
<a href="#">205.44.6210.471.50030</a>	PRINTING & BINDING	0.00	0.00	0.00	0.00	2,800.00
<a href="#">205.44.6210.471.50035</a>	POSTAGE/DELIVERY	0.00	0.00	0.00	0.00	500.00
<a href="#">205.44.6210.471.50065</a>	TRAVEL	0.00	0.00	0.00	0.00	200.00
<a href="#">205.44.6210.471.50070</a>	DUES, LICENSES & SUBSCRIPTI...	0.00	0.00	0.00	0.00	400.00
<a href="#">205.44.6210.471.50080</a>	CONFERENCES AND SEMINARS	0.00	0.00	0.00	0.00	200.00
<a href="#">205.44.6210.471.60016</a>	SUPPLIES - MAINTENANCE	0.00	0.00	0.00	0.00	100.00
<a href="#">205.44.6210.471.60040</a>	SM TOOLS & MISC EQUIPMENT	0.00	0.00	0.00	0.00	500.00
<a href="#">205.44.6210.471.60045</a>	UNIFORMS & CLOTHING	0.00	0.00	0.00	0.00	300.00
<a href="#">205.44.6210.471.60065</a>	SUPPLIES - OTHER	0.00	0.00	0.00	0.00	4,300.00
<a href="#">205.44.6210.471.70600</a>	OTHER MISCELLANEOUS	0.00	0.00	0.00	0.00	1,700.00
<a href="#">205.44.6210.472.10200</a>	PART-TIME EMPLOYEES-BENEF...	0.00	0.00	0.00	0.00	23,500.00
<a href="#">205.44.6210.472.20100</a>	INSURANCE-CASH OPTION	0.00	0.00	0.00	0.00	1,400.00
<a href="#">205.44.6210.472.20300</a>	EMPLOYER SOCIAL SECURITY	0.00	0.00	0.00	0.00	1,500.00
<a href="#">205.44.6210.472.20350</a>	EMPLOYER MEDICARE	0.00	0.00	0.00	0.00	300.00
<a href="#">205.44.6210.472.20400</a>	EMPLOYER PERA	0.00	0.00	0.00	0.00	1,800.00
<a href="#">205.44.6210.472.20630</a>	LTD INSURANCE	0.00	0.00	0.00	0.00	100.00
<a href="#">205.44.6210.472.20750</a>	WORKERS COMPENSATION	0.00	0.00	0.00	0.00	100.00
<a href="#">205.44.6210.472.30700</a>	OTHER PROFESSIONAL SERVICES	0.00	0.00	0.00	0.00	27,500.00
<a href="#">205.44.6210.472.50025</a>	ADVERTISING/PUBLISH NOTICES	0.00	0.00	0.00	0.00	3,000.00
<a href="#">205.44.6210.472.50030</a>	PRINTING & BINDING	0.00	0.00	0.00	0.00	34,000.00
<a href="#">205.44.6210.472.50035</a>	POSTAGE/DELIVERY	0.00	0.00	0.00	0.00	7,800.00
<a href="#">205.44.6210.472.50080</a>	CONFERENCES AND SEMINARS	0.00	0.00	0.00	0.00	500.00

DRAFT

	2021 Total Activity	2022 Total Activity	2023 Total Budget	2023 YTD 10/31/2023	2024 Budget
<a href="#">205.44.6210.472.60040</a> SM TOOLS & MISC EQUIPMENT	0.00	0.00	0.00	0.00	1,000.00
<b>Expense Total:</b>	<b>0.00</b>	<b>0.00</b>	<b>0.00</b>	<b>0.00</b>	<b>959,450.00</b>
<b>Department: 6210 - COMMUNITY CENTER - COMMON Surplus (Defici..</b>	<b>0.00</b>	<b>0.00</b>	<b>0.00</b>	<b>0.00</b>	<b>-817,930.00</b>

DRAFT

		2021 Total Activity	2022 Total Activity	2023 Total Budget	2023 YTD 10/31/2023	2024 Budget
<b>Department: 6220 - COMMUNITY CENTER - AQUATICS</b>						
<b>Revenue</b>						
<a href="#">205.44.6220.3490100</a>	MEMBERSHIPS	0.00	0.00	0.00	0.00	140,880.00
<a href="#">205.44.6220.3490200</a>	ADMISSIONS	0.00	0.00	0.00	0.00	119,000.00
<a href="#">205.44.6220.3490300</a>	LESSONS / CLASSES	0.00	0.00	0.00	0.00	203,355.00
<a href="#">205.44.6220.3491000</a>	POOL RENTALS	0.00	0.00	0.00	0.00	28,500.00
<a href="#">205.44.6220.3491100</a>	POOL RENTALS (ISD 199)	0.00	0.00	0.00	0.00	52,600.00
<a href="#">205.44.6220.3491200</a>	BIRTHDAY PARTIES	0.00	0.00	0.00	0.00	68,000.00
<a href="#">205.44.6220.3491300</a>	ANNUAL FACILITY USE FEE (ISD...	0.00	0.00	0.00	0.00	145,875.00
<a href="#">205.44.6220.3630000</a>	CONTRIBUTIONS / DONATIONS	0.00	0.00	0.00	0.00	9,000.00
	<b>Revenue Total:</b>	<b>0.00</b>	<b>0.00</b>	<b>0.00</b>	<b>0.00</b>	<b>767,210.00</b>
<b>Expense</b>						
<a href="#">205.44.6220.475.10100</a>	FULL-TIME EMPLOYEES	0.00	0.00	0.00	0.00	223,500.00
<a href="#">205.44.6220.475.10200</a>	PART-TIME EMPLOYEES-BENEF...	0.00	0.00	0.00	0.00	19,300.00
<a href="#">205.44.6220.475.10300</a>	EMPLOYEES-NON BENEFITED	0.00	0.00	0.00	0.00	320,400.00
<a href="#">205.44.6220.475.10400</a>	OVERTIME	0.00	0.00	0.00	0.00	3,720.00
<a href="#">205.44.6220.475.20100</a>	INSURANCE-CASH OPTION	0.00	0.00	0.00	0.00	14,800.00
<a href="#">205.44.6220.475.20300</a>	EMPLOYER SOCIAL SECURITY	0.00	0.00	0.00	0.00	35,200.00
<a href="#">205.44.6220.475.20350</a>	EMPLOYER MEDICARE	0.00	0.00	0.00	0.00	8,200.00
<a href="#">205.44.6220.475.20400</a>	EMPLOYER PERA	0.00	0.00	0.00	0.00	42,500.00
<a href="#">205.44.6220.475.20600</a>	MEDICAL INSURANCE	0.00	0.00	0.00	0.00	38,700.00
<a href="#">205.44.6220.475.20620</a>	LIFE INSURANCE	0.00	0.00	0.00	0.00	400.00
<a href="#">205.44.6220.475.20630</a>	LTD INSURANCE	0.00	0.00	0.00	0.00	800.00
<a href="#">205.44.6220.475.20720</a>	FLEX / COMP ACCOUNT FEE	0.00	0.00	0.00	0.00	205.00
<a href="#">205.44.6220.475.20750</a>	WORKERS COMPENSATION	0.00	0.00	0.00	0.00	12,800.00
<a href="#">205.44.6220.475.30700</a>	OTHER PROFESSIONAL SERVICES	0.00	0.00	0.00	0.00	5,970.00
<a href="#">205.44.6220.475.40005</a>	WATER UTILITY SERVICES	0.00	0.00	0.00	0.00	20,520.00
<a href="#">205.44.6220.475.40010</a>	GAS UTILITY SERVICES	0.00	0.00	0.00	0.00	58,200.00
<a href="#">205.44.6220.475.40015</a>	SEWER UTILITY SERVICES	0.00	0.00	0.00	0.00	22,680.00
<a href="#">205.44.6220.475.40020</a>	ELECTRIC UTILITY SERVICES	0.00	0.00	0.00	0.00	118,200.00
<a href="#">205.44.6220.475.40025</a>	REFUSE DISPOSAL	0.00	0.00	0.00	0.00	1,200.00
<a href="#">205.44.6220.475.40030</a>	STORM WATER UTILITY SERVICE	0.00	0.00	0.00	0.00	630.00

DRAFT

		2021	2022	2023	2023 YTD	2024
		Total Activity	Total Activity	Total Budget	10/31/2023	Budget
<a href="#">205.44.6220.475.40040</a>	REPAIR & MAINT - BUILDINGS	0.00	0.00	0.00	0.00	110,400.00
<a href="#">205.44.6220.475.40042</a>	REPAIR & MAINT - EQUIPMENT	0.00	0.00	0.00	0.00	1,200.00
<a href="#">205.44.6220.475.40047</a>	REPAIR & MAINT - OTHER STR...	0.00	0.00	0.00	0.00	300.00
<a href="#">205.44.6220.475.40065</a>	OTHER RENTALS	0.00	0.00	0.00	0.00	2,880.00
<a href="#">205.44.6220.475.50055</a>	ALARM SERVICES / SYSTEMS	0.00	0.00	0.00	0.00	990.00
<a href="#">205.44.6220.475.50065</a>	TRAVEL	0.00	0.00	0.00	0.00	1,900.00
<a href="#">205.44.6220.475.50070</a>	DUES, LICENSES & SUBSCRIPTI...	0.00	0.00	0.00	0.00	5,050.00
<a href="#">205.44.6220.475.50072</a>	DIVISION SOFTWARE	0.00	0.00	0.00	0.00	1,530.00
<a href="#">205.44.6220.475.50075</a>	MEALS AND LODGING	0.00	0.00	0.00	0.00	1,600.00
<a href="#">205.44.6220.475.50080</a>	CONFERENCES AND SEMINARS	0.00	0.00	0.00	0.00	2,450.00
<a href="#">205.44.6220.475.60011</a>	SUPPLIES-JANITOR/CLEANING	0.00	0.00	0.00	0.00	11,100.00
<a href="#">205.44.6220.475.60012</a>	SUPPLIES - SHOP	0.00	0.00	0.00	0.00	600.00
<a href="#">205.44.6220.475.60016</a>	SUPPLIES - MAINTENANCE	0.00	0.00	0.00	0.00	9,000.00
<a href="#">205.44.6220.475.60018</a>	SUPPLIES-TRAINING	0.00	0.00	0.00	0.00	4,500.00
<a href="#">205.44.6220.475.60024</a>	POOL CHEMICALS	0.00	0.00	0.00	0.00	55,000.00
<a href="#">205.44.6220.475.60040</a>	SM TOOLS & MISC EQUIPMENT	0.00	0.00	0.00	0.00	6,470.00
<a href="#">205.44.6220.475.60045</a>	UNIFORMS & CLOTHING	0.00	0.00	0.00	0.00	4,250.00
<a href="#">205.44.6220.475.60065</a>	SUPPLIES - OTHER	0.00	0.00	0.00	0.00	6,890.00
	<b>Expense Total:</b>	<b>0.00</b>	<b>0.00</b>	<b>0.00</b>	<b>0.00</b>	<b>1,174,035.00</b>
<b>Department: 6220 - COMMUNITY CENTER - AQUATICS Surplus (Defici..</b>		<b>0.00</b>	<b>0.00</b>	<b>0.00</b>	<b>0.00</b>	<b>-406,825.00</b>

DRAFT

		2021 Total Activity	2022 Total Activity	2023 Total Budget	2023 YTD 10/31/2023	2024 Budget
<b>Department: 6230 - COMMUNITY CENTER - FITNESS</b>						
<b>Revenue</b>						
<a href="#">205.44.6230.3490100</a>	MEMBERSHIPS	0.00	0.00	0.00	0.00	704,400.00
<a href="#">205.44.6230.3490200</a>	ADMISSIONS	0.00	0.00	0.00	0.00	57,000.00
<a href="#">205.44.6230.3490300</a>	LESSONS / CLASSES	0.00	0.00	0.00	0.00	99,860.00
	<b>Revenue Total:</b>	<b>0.00</b>	<b>0.00</b>	<b>0.00</b>	<b>0.00</b>	<b>861,260.00</b>
<b>Expense</b>						
<a href="#">205.44.6230.477.10100</a>	FULL-TIME EMPLOYEES	0.00	0.00	0.00	0.00	193,400.00
<a href="#">205.44.6230.477.10200</a>	PART-TIME EMPLOYEES-BENEF...	0.00	0.00	0.00	0.00	19,300.00
<a href="#">205.44.6230.477.10300</a>	EMPLOYEES-NON BENEFITED	0.00	0.00	0.00	0.00	189,100.00
<a href="#">205.44.6230.477.10400</a>	OVERTIME	0.00	0.00	0.00	0.00	2,480.00
<a href="#">205.44.6230.477.20100</a>	INSURANCE-CASH OPTION	0.00	0.00	0.00	0.00	11,800.00
<a href="#">205.44.6230.477.20300</a>	EMPLOYER SOCIAL SECURITY	0.00	0.00	0.00	0.00	25,100.00
<a href="#">205.44.6230.477.20350</a>	EMPLOYER MEDICARE	0.00	0.00	0.00	0.00	5,900.00
<a href="#">205.44.6230.477.20400</a>	EMPLOYER PERA	0.00	0.00	0.00	0.00	30,300.00
<a href="#">205.44.6230.477.20600</a>	MEDICAL INSURANCE	0.00	0.00	0.00	0.00	36,200.00
<a href="#">205.44.6230.477.20620</a>	LIFE INSURANCE	0.00	0.00	0.00	0.00	300.00
<a href="#">205.44.6230.477.20630</a>	LTD INSURANCE	0.00	0.00	0.00	0.00	700.00
<a href="#">205.44.6230.477.20720</a>	FLEX / COMP ACCOUNT FEE	0.00	0.00	0.00	0.00	170.00
<a href="#">205.44.6230.477.20750</a>	WORKERS COMPENSATION	0.00	0.00	0.00	0.00	9,000.00
<a href="#">205.44.6230.477.30700</a>	OTHER PROFESSIONAL SERVICES	0.00	0.00	0.00	0.00	1,100.00
<a href="#">205.44.6230.477.40005</a>	WATER UTILITY SERVICES	0.00	0.00	0.00	0.00	13,680.00
<a href="#">205.44.6230.477.40010</a>	GAS UTILITY SERVICES	0.00	0.00	0.00	0.00	38,800.00
<a href="#">205.44.6230.477.40015</a>	SEWER UTILITY SERVICES	0.00	0.00	0.00	0.00	15,120.00
<a href="#">205.44.6230.477.40020</a>	ELECTRIC UTILITY SERVICES	0.00	0.00	0.00	0.00	78,800.00
<a href="#">205.44.6230.477.40025</a>	REFUSE DISPOSAL	0.00	0.00	0.00	0.00	800.00
<a href="#">205.44.6230.477.40030</a>	STORM WATER UTILITY SERVICE	0.00	0.00	0.00	0.00	420.00
<a href="#">205.44.6230.477.40040</a>	REPAIR & MAINT - BUILDINGS	0.00	0.00	0.00	0.00	73,600.00
<a href="#">205.44.6230.477.40042</a>	REPAIR & MAINT - EQUIPMENT	0.00	0.00	0.00	0.00	11,000.00
<a href="#">205.44.6230.477.40047</a>	REPAIR & MAINT - OTHER STR...	0.00	0.00	0.00	0.00	200.00
<a href="#">205.44.6230.477.40065</a>	OTHER RENTALS	0.00	0.00	0.00	0.00	1,920.00
<a href="#">205.44.6230.477.50055</a>	ALARM SERVICES / SYSTEMS	0.00	0.00	0.00	0.00	660.00

DRAFT

		2021	2022	2023	2023 YTD	2024
		Total Activity	Total Activity	Total Budget	10/31/2023	Budget
<a href="#">205.44.6230.477.50065</a>	TRAVEL	0.00	0.00	0.00	0.00	200.00
<a href="#">205.44.6230.477.50070</a>	DUES, LICENSES & SUBSCRIPTI...	0.00	0.00	0.00	0.00	4,000.00
<a href="#">205.44.6230.477.50072</a>	DIVISION SOFTWARE	0.00	0.00	0.00	0.00	1,920.00
<a href="#">205.44.6230.477.50080</a>	CONFERENCES AND SEMINARS	0.00	0.00	0.00	0.00	400.00
<a href="#">205.44.6230.477.60011</a>	SUPPLIES-JANITOR/CLEANING	0.00	0.00	0.00	0.00	7,400.00
<a href="#">205.44.6230.477.60012</a>	SUPPLIES - SHOP	0.00	0.00	0.00	0.00	400.00
<a href="#">205.44.6230.477.60016</a>	SUPPLIES - MAINTENANCE	0.00	0.00	0.00	0.00	6,400.00
<a href="#">205.44.6230.477.60018</a>	SUPPLIES-TRAINING	0.00	0.00	0.00	0.00	100.00
<a href="#">205.44.6230.477.60040</a>	SM TOOLS & MISC EQUIPMENT	0.00	0.00	0.00	0.00	6,980.00
<a href="#">205.44.6230.477.60045</a>	UNIFORMS & CLOTHING	0.00	0.00	0.00	0.00	2,500.00
<a href="#">205.44.6230.477.60065</a>	SUPPLIES - OTHER	0.00	0.00	0.00	0.00	1,260.00
	<b>Expense Total:</b>	<b>0.00</b>	<b>0.00</b>	<b>0.00</b>	<b>0.00</b>	<b>791,410.00</b>
<b>Department: 6230 - COMMUNITY CENTER - FITNESS Surplus (Deficit):</b>		<b>0.00</b>	<b>0.00</b>	<b>0.00</b>	<b>0.00</b>	<b>69,850.00</b>

DRAFT

		2021 Total Activity	2022 Total Activity	2023 Total Budget	2023 YTD 10/31/2023	2024 Budget
<b>Department: 6240 - COMMUNITY CENTER - ICE ARENA</b>						
<b>Revenue</b>						
<a href="#">205.44.6240.3490200</a>	ADMISSIONS	0.00	0.00	0.00	0.00	30,450.00
<a href="#">205.44.6240.3491000</a>	ICE RENTALS	0.00	0.00	0.00	0.00	448,000.00
<a href="#">205.44.6240.3491100</a>	ICE RENTALS (ISD 199)	0.00	0.00	0.00	0.00	92,000.00
<a href="#">205.44.6240.3491200</a>	TURF RENTAL	0.00	0.00	0.00	0.00	18,000.00
<a href="#">205.44.6240.3491300</a>	ANNUAL FACILITY USE FEE (ISD...	0.00	0.00	0.00	0.00	145,875.00
<a href="#">205.44.6240.3610300</a>	INTEREST ON ROSEMOUNT RIN...	0.00	0.00	0.00	0.00	17,725.00
<a href="#">205.44.6240.3620100</a>	VENDING / CONCESSIONS	0.00	0.00	0.00	0.00	14,500.00
<a href="#">205.44.6240.3630000</a>	CONTRIBUTIONS / DONATIONS	0.00	0.00	0.00	0.00	21,000.00
<a href="#">205.44.6240.3660000</a>	OTHER REVENUES	0.00	0.00	0.00	0.00	3,350.00
	<b>Revenue Total:</b>	<b>0.00</b>	<b>0.00</b>	<b>0.00</b>	<b>0.00</b>	<b>790,900.00</b>
<b>Expense</b>						
<a href="#">205.44.6240.478.10100</a>	FULL-TIME EMPLOYEES	0.00	0.00	0.00	0.00	188,200.00
<a href="#">205.44.6240.478.10200</a>	PART-TIME EMPLOYEES-BENEF...	0.00	0.00	0.00	0.00	10,800.00
<a href="#">205.44.6240.478.10300</a>	EMPLOYEES-NON BENEFITED	0.00	0.00	0.00	0.00	51,400.00
<a href="#">205.44.6240.478.10400</a>	OVERTIME	0.00	0.00	0.00	0.00	5,210.00
<a href="#">205.44.6240.478.20100</a>	INSURANCE-CASH OPTION	0.00	0.00	0.00	0.00	13,000.00
<a href="#">205.44.6240.478.20300</a>	EMPLOYER SOCIAL SECURITY	0.00	0.00	0.00	0.00	15,800.00
<a href="#">205.44.6240.478.20350</a>	EMPLOYER MEDICARE	0.00	0.00	0.00	0.00	3,700.00
<a href="#">205.44.6240.478.20400</a>	EMPLOYER PERA	0.00	0.00	0.00	0.00	19,200.00
<a href="#">205.44.6240.478.20600</a>	MEDICAL INSURANCE	0.00	0.00	0.00	0.00	35,000.00
<a href="#">205.44.6240.478.20620</a>	LIFE INSURANCE	0.00	0.00	0.00	0.00	300.00
<a href="#">205.44.6240.478.20630</a>	LTD INSURANCE	0.00	0.00	0.00	0.00	600.00
<a href="#">205.44.6240.478.20720</a>	FLEX / COMP ACCOUNT FEE	0.00	0.00	0.00	0.00	145.00
<a href="#">205.44.6240.478.20750</a>	WORKERS COMPENSATION	0.00	0.00	0.00	0.00	9,400.00
<a href="#">205.44.6240.478.30700</a>	OTHER PROFESSIONAL SERVICES	0.00	0.00	0.00	0.00	2,310.00
<a href="#">205.44.6240.478.40005</a>	WATER UTILITY SERVICES	0.00	0.00	0.00	0.00	2,850.00
<a href="#">205.44.6240.478.40010</a>	GAS UTILITY SERVICES	0.00	0.00	0.00	0.00	47,250.00
<a href="#">205.44.6240.478.40015</a>	SEWER UTILITY SERVICES	0.00	0.00	0.00	0.00	3,150.00
<a href="#">205.44.6240.478.40020</a>	ELECTRIC UTILITY SERVICES	0.00	0.00	0.00	0.00	90,000.00
<a href="#">205.44.6240.478.40025</a>	REFUSE DISPOSAL	0.00	0.00	0.00	0.00	1,680.00

DRAFT

		2021	2022	2023	2023 YTD	2024
		Total Activity	Total Activity	Total Budget	10/31/2023	Budget
<a href="#">205.44.6240.478.40030</a>	STORM WATER UTILITY SERVICE	0.00	0.00	0.00	0.00	880.00
<a href="#">205.44.6240.478.40040</a>	REPAIR & MAINT - BUILDINGS	0.00	0.00	0.00	0.00	87,000.00
<a href="#">205.44.6240.478.40042</a>	REPAIR & MAINT - EQUIPMENT	0.00	0.00	0.00	0.00	1,800.00
<a href="#">205.44.6240.478.40047</a>	REPAIR & MAINT - OTHER STR...	0.00	0.00	0.00	0.00	375.00
<a href="#">205.44.6240.478.40065</a>	OTHER RENTALS	0.00	0.00	0.00	0.00	900.00
<a href="#">205.44.6240.478.40070</a>	CENTRAL EQUIP ALLOCATION	0.00	0.00	0.00	0.00	29,300.00
<a href="#">205.44.6240.478.50055</a>	ALARM SERVICES / SYSTEMS	0.00	0.00	0.00	0.00	1,385.00
<a href="#">205.44.6240.478.50065</a>	TRAVEL	0.00	0.00	0.00	0.00	750.00
<a href="#">205.44.6240.478.50070</a>	DUES, LICENSES & SUBSCRIPTI...	0.00	0.00	0.00	0.00	1,050.00
<a href="#">205.44.6240.478.50072</a>	DIVISION SOFTWARE	0.00	0.00	0.00	0.00	790.00
<a href="#">205.44.6240.478.50075</a>	MEALS AND LODGING	0.00	0.00	0.00	0.00	1,000.00
<a href="#">205.44.6240.478.50080</a>	CONFERENCES AND SEMINARS	0.00	0.00	0.00	0.00	1,500.00
<a href="#">205.44.6240.478.60011</a>	SUPPLIES-JANITOR/CLEANING	0.00	0.00	0.00	0.00	13,875.00
<a href="#">205.44.6240.478.60012</a>	SUPPLIES - SHOP	0.00	0.00	0.00	0.00	840.00
<a href="#">205.44.6240.478.60016</a>	SUPPLIES - MAINTENANCE	0.00	0.00	0.00	0.00	12,600.00
<a href="#">205.44.6240.478.60040</a>	SM TOOLS & MISC EQUIPMENT	0.00	0.00	0.00	0.00	7,120.00
<a href="#">205.44.6240.478.60045</a>	UNIFORMS & CLOTHING	0.00	0.00	0.00	0.00	4,500.00
<a href="#">205.44.6240.478.60065</a>	SUPPLIES - OTHER	0.00	0.00	0.00	0.00	545.00
	<b>Expense Total:</b>	<b>0.00</b>	<b>0.00</b>	<b>0.00</b>	<b>0.00</b>	<b>666,205.00</b>
<b>Department: 6240 - COMMUNITY CENTER - ICE ARENA Surplus (Deficit):</b>		<b>0.00</b>	<b>0.00</b>	<b>0.00</b>	<b>0.00</b>	<b>124,695.00</b>

DRAFT

		2021 Total Activity	2022 Total Activity	2023 Total Budget	2023 YTD 10/31/2023	2024 Budget
<b>Department: 6250 - COMMUNITY CENTER - RENTALS/PROGRAMS/GYM</b>						
<b>Revenue</b>						
<a href="#">205.44.6250.3490200</a>	ADMISSIONS	0.00	0.00	0.00	0.00	5,800.00
<a href="#">205.44.6250.3490300</a>	LESSONS / CLASSES	0.00	0.00	0.00	0.00	25,000.00
<a href="#">205.44.6250.3491000</a>	ROOM RENTALS	0.00	0.00	0.00	0.00	63,000.00
<a href="#">205.44.6250.3496000</a>	KIDS ROCK	0.00	0.00	0.00	0.00	177,000.00
<a href="#">205.44.6250.3630000</a>	CONTRIBUTIONS / DONATIONS	0.00	0.00	0.00	0.00	2,000.00
<a href="#">205.44.6250.3660000</a>	OTHER REVENUES	0.00	0.00	0.00	0.00	62,100.00
	<b>Revenue Total:</b>	<b>0.00</b>	<b>0.00</b>	<b>0.00</b>	<b>0.00</b>	<b>334,900.00</b>
<b>Expense</b>						
<a href="#">205.44.6250.480.10100</a>	FULL-TIME EMPLOYEES	0.00	0.00	0.00	0.00	69,400.00
<a href="#">205.44.6250.480.20100</a>	INSURANCE-CASH OPTION	0.00	0.00	0.00	0.00	3,200.00
<a href="#">205.44.6250.480.20300</a>	EMPLOYER SOCIAL SECURITY	0.00	0.00	0.00	0.00	4,300.00
<a href="#">205.44.6250.480.20350</a>	EMPLOYER MEDICARE	0.00	0.00	0.00	0.00	1,000.00
<a href="#">205.44.6250.480.20400</a>	EMPLOYER PERA	0.00	0.00	0.00	0.00	5,200.00
<a href="#">205.44.6250.480.20600</a>	MEDICAL INSURANCE	0.00	0.00	0.00	0.00	7,900.00
<a href="#">205.44.6250.480.20620</a>	LIFE INSURANCE	0.00	0.00	0.00	0.00	100.00
<a href="#">205.44.6250.480.20630</a>	LTD INSURANCE	0.00	0.00	0.00	0.00	200.00
<a href="#">205.44.6250.480.20750</a>	WORKERS COMPENSATION	0.00	0.00	0.00	0.00	400.00
<a href="#">205.44.6250.480.50070</a>	DUES, LICENSES & SUBSCRIPTI...	0.00	0.00	0.00	0.00	100.00
<a href="#">205.44.6250.480.50080</a>	CONFERENCES AND SEMINARS	0.00	0.00	0.00	0.00	100.00
<a href="#">205.44.6250.480.50090</a>	RECREATION ENTRANCE FEES	0.00	0.00	0.00	0.00	15,600.00
<a href="#">205.44.6250.480.60040</a>	SM TOOLS & MISC EQUIPMENT	0.00	0.00	0.00	0.00	500.00
<a href="#">205.44.6250.480.60065</a>	SUPPLIES - OTHER	0.00	0.00	0.00	0.00	1,150.00
<a href="#">205.44.6250.481.10100</a>	FULL-TIME EMPLOYEES	0.00	0.00	0.00	0.00	42,300.00
<a href="#">205.44.6250.481.10200</a>	PART-TIME EMPLOYEES-BENEF...	0.00	0.00	0.00	0.00	13,000.00
<a href="#">205.44.6250.481.10300</a>	EMPLOYEES-NON BENEFITED	0.00	0.00	0.00	0.00	14,300.00
<a href="#">205.44.6250.481.10400</a>	OVERTIME	0.00	0.00	0.00	0.00	990.00
<a href="#">205.44.6250.481.20100</a>	INSURANCE-CASH OPTION	0.00	0.00	0.00	0.00	3,800.00
<a href="#">205.44.6250.481.20300</a>	EMPLOYER SOCIAL SECURITY	0.00	0.00	0.00	0.00	4,400.00
<a href="#">205.44.6250.481.20350</a>	EMPLOYER MEDICARE	0.00	0.00	0.00	0.00	1,000.00
<a href="#">205.44.6250.481.20400</a>	EMPLOYER PERA	0.00	0.00	0.00	0.00	5,300.00

		2021	2022	2023	2023 YTD	2024
		Total Activity	Total Activity	Total Budget	10/31/2023	Budget
<a href="#">205.44.6250.481.20600</a>	MEDICAL INSURANCE	0.00	0.00	0.00	0.00	9,000.00
<a href="#">205.44.6250.481.20620</a>	LIFE INSURANCE	0.00	0.00	0.00	0.00	100.00
<a href="#">205.44.6250.481.20630</a>	LTD INSURANCE	0.00	0.00	0.00	0.00	200.00
<a href="#">205.44.6250.481.20720</a>	FLEX / COMP ACCOUNT FEE	0.00	0.00	0.00	0.00	30.00
<a href="#">205.44.6250.481.20750</a>	WORKERS COMPENSATION	0.00	0.00	0.00	0.00	2,100.00
<a href="#">205.44.6250.481.30700</a>	OTHER PROFESSIONAL SERVICES	0.00	0.00	0.00	0.00	440.00
<a href="#">205.44.6250.481.40005</a>	WATER UTILITY SERVICES	0.00	0.00	0.00	0.00	950.00
<a href="#">205.44.6250.481.40010</a>	GAS UTILITY SERVICES	0.00	0.00	0.00	0.00	15,750.00
<a href="#">205.44.6250.481.40015</a>	SEWER UTILITY SERVICES	0.00	0.00	0.00	0.00	1,050.00
<a href="#">205.44.6250.481.40020</a>	ELECTRIC UTILITY SERVICES	0.00	0.00	0.00	0.00	30,000.00
<a href="#">205.44.6250.481.40025</a>	REFUSE DISPOSAL	0.00	0.00	0.00	0.00	320.00
<a href="#">205.44.6250.481.40030</a>	STORM WATER UTILITY SERVICE	0.00	0.00	0.00	0.00	170.00
<a href="#">205.44.6250.481.40040</a>	REPAIR & MAINT - BUILDINGS	0.00	0.00	0.00	0.00	29,000.00
<a href="#">205.44.6250.481.40042</a>	REPAIR & MAINT - EQUIPMENT	0.00	0.00	0.00	0.00	600.00
<a href="#">205.44.6250.481.40047</a>	REPAIR & MAINT - OTHER STR...	0.00	0.00	0.00	0.00	125.00
<a href="#">205.44.6250.481.40065</a>	OTHER RENTALS	0.00	0.00	0.00	0.00	300.00
<a href="#">205.44.6250.481.50055</a>	ALARM SERVICES / SYSTEMS	0.00	0.00	0.00	0.00	265.00
<a href="#">205.44.6250.481.50072</a>	DIVISION SOFTWARE	0.00	0.00	0.00	0.00	265.00
<a href="#">205.44.6250.481.60011</a>	SUPPLIES-JANITOR/CLEANING	0.00	0.00	0.00	0.00	4,625.00
<a href="#">205.44.6250.481.60012</a>	SUPPLIES - SHOP	0.00	0.00	0.00	0.00	160.00
<a href="#">205.44.6250.481.60016</a>	SUPPLIES - MAINTENANCE	0.00	0.00	0.00	0.00	2,400.00
<a href="#">205.44.6250.481.60040</a>	SM TOOLS & MISC EQUIPMENT	0.00	0.00	0.00	0.00	3,130.00
<a href="#">205.44.6250.481.60045</a>	UNIFORMS & CLOTHING	0.00	0.00	0.00	0.00	800.00
<a href="#">205.44.6250.481.60065</a>	SUPPLIES - OTHER	0.00	0.00	0.00	0.00	105.00
<a href="#">205.44.6250.481.70310</a>	LEASE OF ARMORY	0.00	0.00	0.00	0.00	12,000.00
<a href="#">205.44.6250.482.50030</a>	PRINTING & BINDING	0.00	0.00	0.00	0.00	900.00
<a href="#">205.44.6250.482.60065</a>	SUPPLIES - OTHER	0.00	0.00	0.00	0.00	100.00
<a href="#">205.44.6250.483.10100</a>	FULL-TIME EMPLOYEES	0.00	0.00	0.00	0.00	27,000.00
<a href="#">205.44.6250.483.10300</a>	EMPLOYEES-NON BENEFITED	0.00	0.00	0.00	0.00	88,200.00
<a href="#">205.44.6250.483.20100</a>	INSURANCE-CASH OPTION	0.00	0.00	0.00	0.00	1,400.00
<a href="#">205.44.6250.483.20300</a>	EMPLOYER SOCIAL SECURITY	0.00	0.00	0.00	0.00	7,100.00
<a href="#">205.44.6250.483.20350</a>	EMPLOYER MEDICARE	0.00	0.00	0.00	0.00	1,700.00

DRAFT

		2021	2022	2023	2023 YTD	2024
		Total Activity	Total Activity	Total Budget	10/31/2023	Budget
<a href="#">205.44.6250.483.20400</a>	EMPLOYER PERA	0.00	0.00	0.00	0.00	8,600.00
<a href="#">205.44.6250.483.20600</a>	MEDICAL INSURANCE	0.00	0.00	0.00	0.00	3,400.00
<a href="#">205.44.6250.483.20630</a>	LTD INSURANCE	0.00	0.00	0.00	0.00	100.00
<a href="#">205.44.6250.483.20750</a>	WORKERS COMPENSATION	0.00	0.00	0.00	0.00	1,500.00
<a href="#">205.44.6250.483.50090</a>	RECREATION ENTRANCE FEES	0.00	0.00	0.00	0.00	4,750.00
<a href="#">205.44.6250.483.60040</a>	SM TOOLS & MISC EQUIPMENT	0.00	0.00	0.00	0.00	1,000.00
<a href="#">205.44.6250.483.60045</a>	UNIFORMS & CLOTHING	0.00	0.00	0.00	0.00	1,620.00
<a href="#">205.44.6250.483.60065</a>	SUPPLIES - OTHER	0.00	0.00	0.00	0.00	2,000.00
<a href="#">205.44.6250.483.70610</a>	TRANSPORTATION	0.00	0.00	0.00	0.00	2,000.00
	<b>Expense Total:</b>	<b>0.00</b>	<b>0.00</b>	<b>0.00</b>	<b>0.00</b>	<b>459,495.00</b>
<b>Department: 6250 - COMMUNITY CENTER - RENTALS/PROGRAMS/G...</b>		<b>0.00</b>	<b>0.00</b>	<b>0.00</b>	<b>0.00</b>	<b>-124,595.00</b>
<b>Fund: 205 - COMMUNITY CENTER-OPERATING FUND Surplus (Deficit):</b>		<b>15,387.27</b>	<b>59,190.42</b>	<b>0.00</b>	<b>675,301.91</b>	<b>0.00</b>

DRAFT



City of Inver Grove Heights

**2024 Budget Book**  
**Community Center Capital**  
**Revenue & Expenditure Detail**

	2021 Total Activity	2022 Total Activity	2023 Total Budget	2023 YTD 10/31/2023	2024 Budget
<b>Fund: 206 - COMMUNITY CENTER-CAPITAL FUND</b>					
<b>Revenue</b>					
<a href="#">206.00.0000.3610000</a> INVESTMENT INTEREST	0.00	0.00	0.00	5,798.14	0.00
<a href="#">206.59.0000.3911000</a> OPERATING TRANSFERS IN	0.00	0.00	718,200.00	718,200.00	700,000.00
<b>Revenue Total:</b>	<b>0.00</b>	<b>0.00</b>	<b>718,200.00</b>	<b>723,998.14</b>	<b>700,000.00</b>
<b>Expense</b>					
<a href="#">206.44.6200.459.80200</a> BUILDINGS	0.00	0.00	714,566.00	299,487.80	502,900.00
<a href="#">206.44.6200.459.80800</a> OTHER EQUIPMENT	0.00	0.00	45,000.00	24,350.42	10,000.00
<b>Expense Total:</b>	<b>0.00</b>	<b>0.00</b>	<b>759,566.00</b>	<b>323,838.22</b>	<b>512,900.00</b>
<b>Fund: 206 - COMMUNITY CENTER-CAPITAL FUND Surplus (Deficit):</b>	<b>0.00</b>	<b>0.00</b>	<b>-41,366.00</b>	<b>400,159.92</b>	<b>187,100.00</b>

DRAFT



	2021 Total Activity	2022 Total Activity	2023 Total Budget	2023 YTD 10/31/2023	2024 Budget
<b>Revenue</b>					
340 - CHARGES FOR SERVICES	4,095,227.85	3,076,660.74	3,050,000.00	1,885,612.11	2,376,950.00
360 - MISCELLANEOUS REVENUES	-49,511.56	-195,501.36	95,000.00	48,400.82	110,139.00
390 - OTHER FINANCING SOURCES	0.00	42,190.76	0.00	21,925.80	0.00
<b>Revenue Total:</b>	<b>4,045,716.29</b>	<b>2,923,350.14</b>	<b>3,145,000.00</b>	<b>1,955,938.73</b>	<b>2,487,089.00</b>

DRAFT



	2021 Total Activity	2022 Total Activity	2023 Total Budget	2023 YTD 10/31/2023	2024 Budget
<b>Revenue</b>					
<b>RevCat: 340 - CHARGES FOR SERVICES</b>					
<a href="#">270.43.0000.3444500</a> HOST COMMUNITY FEES - BFI ...	4,070,227.85	2,826,660.74	2,800,000.00	1,635,612.11	2,126,950.00
<a href="#">270.43.0000.3444502</a> HOST COMMUNITY FEES -DA...	25,000.00	25,000.00	25,000.00	25,000.00	25,000.00
<a href="#">270.43.0000.3444503</a> HOST COMMUNITY FEES - PINE...	0.00	225,000.00	225,000.00	225,000.00	225,000.00
<b>RevCat: 340 - CHARGES FOR SERVICES Total:</b>	<b>4,095,227.85</b>	<b>3,076,660.74</b>	<b>3,050,000.00</b>	<b>1,885,612.11</b>	<b>2,376,950.00</b>
<b>RevCat: 360 - MISCELLANEOUS REVENUES</b>					
<a href="#">270.00.0000.3610000</a> INVESTMENT INTEREST	152,011.15	98,715.60	95,000.00	46,189.32	110,139.00
<a href="#">270.00.0000.3611000</a> ACCRUED INTEREST RECEIVABLE	31,534.90	4,148.00	0.00	0.00	0.00
<a href="#">270.00.0000.3612000</a> FAIR MARKET VALUE ALLOCAT...	-233,057.61	-298,364.96	0.00	0.00	0.00
<a href="#">270.43.0000.3660000</a> OTHER REVENUE / REIMBURS...	0.00	0.00	0.00	2,211.50	0.00
<b>RevCat: 360 - MISCELLANEOUS REVENUES Total:</b>	<b>-49,511.56</b>	<b>-195,501.36</b>	<b>95,000.00</b>	<b>48,400.82</b>	<b>110,139.00</b>
<b>RevCat: 390 - OTHER FINANCING SOURCES</b>					
<a href="#">270.43.0000.3911000</a> OPERATING TRANSFERS IN	0.00	42,190.76	0.00	21,925.80	0.00
<b>RevCat: 390 - OTHER FINANCING SOURCES Total:</b>	<b>0.00</b>	<b>42,190.76</b>	<b>0.00</b>	<b>21,925.80</b>	<b>0.00</b>
<b>Revenue Total:</b>	<b>4,045,716.29</b>	<b>2,923,350.14</b>	<b>3,145,000.00</b>	<b>1,955,938.73</b>	<b>2,487,089.00</b>

DRAFT



	2021 Total Activity	2022 Total Activity	2023 Total Budget	2023 YTD 10/31/2023	2024 Budget
<b>Fund: 270 - HOST COMMUNITY FUND</b>					
10 - WAGES & BENEFITS	97,042.66	103,083.87	94,000.00	87,493.42	99,200.00
30 - PROFESSIONAL / TECHNICAL SERVICES	179,269.44	115,278.26	65,000.00	51,186.88	84,201.00
40 - PURCHASED SERVICES PROPERTY/EQUIPMENT	2,662.17	841.84	0.00	-411.41	0.00
50 - OTHER PURCHASED SERVICES	0.00	0.00	0.00	1.80	0.00
60 - SUPPLIES	8,497.56	23,284.60	2,703.00	0.00	0.00
70 - OTHER EXPENSES / EXPENDITURES	1,000.00	6,000.00	0.00	1,000.00	0.00
80 - CAPITAL OUTLAY	35,687.56	57,963.84	60,000.00	71,543.60	0.00
91 - OTHER	2,657,048.97	3,766,136.13	5,257,850.00	4,143,200.00	3,359,805.00
<b>Fund: 270 - HOST COMMUNITY FUND Total:</b>	<b>2,981,208.36</b>	<b>4,072,588.54</b>	<b>5,479,553.00</b>	<b>4,354,014.29</b>	<b>3,543,206.00</b>

91-OTHER Transfers Out to Other Funds  
 \$ 1,154,805 Community Center-Operations  
     700,000 Community Center-Capital  
     500,000 Pavement Management  
     1,000,000 Storm Water-Capital  
     5,000 Recycling Grant  
 \$ 3,359,805

DRAFT



	2021 Total Activity	2022 Total Activity	2023 Total Budget	2023 YTD 10/31/2023	2024 Budget
<b>Fund: 270 - HOST COMMUNITY FUND</b>					
<b>Category: 10 - WAGES &amp; BENEFITS</b>					
<a href="#">270.45.3000.419.20720</a>					
FLEX/COMP ACCOUNT FEE	0.00	0.00	0.00	0.00	0.00
<a href="#">270.75.5900.751.10100</a>					
FULL-TIME EMPLOYEES	75,829.86	80,662.67	70,600.00	68,429.08	74,600.00
<a href="#">270.75.5900.751.20100</a>					
INSURANCE-CASH OPTION	3,649.54	3,706.56	3,700.00	2,993.76	3,700.00
<a href="#">270.75.5900.751.20300</a>					
EMPLOYER SOCIAL SECURITY	3,954.58	4,338.14	4,400.00	3,679.97	4,600.00
<a href="#">270.75.5900.751.20350</a>					
EMPLOYER MEDICARE	924.82	1,014.47	1,000.00	860.63	1,100.00
<a href="#">270.75.5900.751.20400</a>					
EMPLOYER PERA	4,678.10	5,007.36	5,300.00	4,257.33	5,600.00
<a href="#">270.75.5900.751.20600</a>					
MEDICAL INSURANCE	7,206.99	7,547.48	8,200.00	6,606.38	9,000.00
<a href="#">270.75.5900.751.20620</a>					
LIFE INSURANCE	94.83	94.87	100.00	75.82	100.00
<a href="#">270.75.5900.751.20630</a>					
LTD INSURANCE	203.90	212.28	200.00	173.75	200.00
<a href="#">270.75.5900.751.20750</a>					
WORKERS COMPENSATION	500.04	500.04	500.00	416.70	300.00
<b>Category: 10 - WAGES &amp; BENEFITS Total:</b>	<b>97,042.66</b>	<b>103,083.87</b>	<b>94,000.00</b>	<b>87,493.42</b>	<b>99,200.00</b>
<b>Category: 30 - PROFESSIONAL / TECHNICAL SERVICES</b>					
<a href="#">270.42.4000.421.30700</a>					
OTHER PROFESSIONAL SERVICES	36,820.88	32,098.26	0.00	0.00	0.00
<a href="#">270.44.6000.451.30700</a>					
OTHER PROFESSIONAL SERVICES	0.00	41,000.00	0.00	0.00	0.00
<a href="#">270.45.3000.419.30700</a>					
OTHER PROFESSIONAL SERVICES	31,575.00	635.00	0.00	0.00	0.00
<a href="#">270.75.5900.751.30420</a>					
LEGAL SERVICES	76.00	18,612.00	15,000.00	6,586.88	15,000.00
<a href="#">270.75.5900.751.30700</a>					
OTHER PROFESSIONAL SERVICES	110,797.56	22,933.00	50,000.00	44,600.00	69,201.00
<b>Category: 30 - PROFESSIONAL / TECHNICAL SERVICES Total:</b>	<b>179,269.44</b>	<b>115,278.26</b>	<b>65,000.00</b>	<b>51,186.88</b>	<b>84,201.00</b>
<b>Category: 40 - PURCHASED SERVICES PROPERTY/EQUIPMENT</b>					
<a href="#">270.45.3000.419.40025</a>					
REFUSE DISPOSAL	2,662.17	841.84	0.00	-411.41	0.00
<b>Category: 40 - PURCHASED SERVICES PROPERTY/EQUIPMENT Total:</b>	<b>2,662.17</b>	<b>841.84</b>	<b>0.00</b>	<b>-411.41</b>	<b>0.00</b>
<b>Category: 50 - OTHER PURCHASED SERVICES</b>					
<a href="#">270.75.5900.751.50035</a>					
POSTAGE/DELIVERY	0.00	0.00	0.00	1.80	0.00
<b>Category: 50 - OTHER PURCHASED SERVICES Total:</b>	<b>0.00</b>	<b>0.00</b>	<b>0.00</b>	<b>1.80</b>	<b>0.00</b>
<b>Category: 60 - SUPPLIES</b>					
<a href="#">270.45.3000.419.60065</a>					
SUPPLIES - OTHER	8,497.56	23,284.60	2,703.00	0.00	0.00
<b>Category: 60 - SUPPLIES Total:</b>	<b>8,497.56</b>	<b>23,284.60</b>	<b>2,703.00</b>	<b>0.00</b>	<b>0.00</b>

DRAFT

	2021 Total Activity	2022 Total Activity	2023 Total Budget	2023 YTD 10/31/2023	2024 Budget
<b>Category: 70 - OTHER EXPENSES / EXPENDITURES</b>					
<a href="#">270.75.5900.751.70600</a> OTHER MISCELLANEOUS	1,000.00	6,000.00	0.00	1,000.00	0.00
<b>Category: 70 - OTHER EXPENSES / EXPENDITURES Total:</b>	<b>1,000.00</b>	<b>6,000.00</b>	<b>0.00</b>	<b>1,000.00</b>	<b>0.00</b>
<b>Category: 80 - CAPITAL OUTLAY</b>					
<a href="#">270.47.1400.413.80800</a> OTHER EQUIPMENT	35,687.56	57,963.84	60,000.00	71,543.60	0.00
<b>Category: 80 - CAPITAL OUTLAY Total:</b>	<b>35,687.56</b>	<b>57,963.84</b>	<b>60,000.00</b>	<b>71,543.60</b>	<b>0.00</b>
<b>Category: 91 - OTHER</b>					
<a href="#">270.57.9200.590.91100</a> OPERATING TRANSFERS OUT	2,657,048.97	3,766,136.13	5,257,850.00	4,143,200.00	3,359,805.00
<b>Category: 91 - OTHER Total:</b>	<b>2,657,048.97</b>	<b>3,766,136.13</b>	<b>5,257,850.00</b>	<b>4,143,200.00</b>	<b>3,359,805.00</b>
<b>Fund: 270 - HOST COMMUNITY FUND Total:</b>	<b>2,981,208.36</b>	<b>4,072,588.54</b>	<b>5,479,553.00</b>	<b>4,354,014.29</b>	<b>3,543,206.00</b>

DRAFT



	2021 Total Activity	2022 Total Activity	2023 Total Budget	2023 YTD 10/31/2023	2024 Budget
<b>Revenue</b>					
330 - INTERGOVERNMENTAL	0.00	0.00	0.00	0.00	0.00
360 - MISCELLANEOUS REVENUES	-332.29	-6,489.71	1,900.00	3,645.57	3,000.00
390 - OTHER FINANCING SOURCES	65,799.96	65,799.96	143,600.00	119,666.70	169,515.00
<b>Revenue Total:</b>	<b>65,467.67</b>	<b>59,310.25</b>	<b>145,500.00</b>	<b>123,312.27</b>	<b>172,515.00</b>

DRAFT



	2021 Total Activity	2022 Total Activity	2023 Total Budget	2023 YTD 10/31/2023	2024 Budget
<b>Revenue</b>					
<b>RevCat: 330 - INTERGOVERNMENTAL</b>					
<a href="#">290.45.0000.3309000</a> GRANTS	0.00	0.00	0.00	0.00	0.00
<b>RevCat: 330 - INTERGOVERNMENTAL Total:</b>	<b>0.00</b>	<b>0.00</b>	<b>0.00</b>	<b>0.00</b>	<b>0.00</b>
<b>RevCat: 360 - MISCELLANEOUS REVENUES</b>					
<a href="#">290.00.0000.3610000</a> INVESTMENT INTEREST	1,817.80	3,241.45	1,900.00	3,645.57	3,000.00
<a href="#">290.00.0000.3611000</a> ACCRUED INTEREST RECEIVABLE	1,211.01	236.51	0.00	0.00	0.00
<a href="#">290.00.0000.3612000</a> FAIR MARKET VALUE ALLOCAT...	-3,361.10	-9,967.67	0.00	0.00	0.00
<b>RevCat: 360 - MISCELLANEOUS REVENUES Total:</b>	<b>-332.29</b>	<b>-6,489.71</b>	<b>1,900.00</b>	<b>3,645.57</b>	<b>3,000.00</b>
<b>RevCat: 390 - OTHER FINANCING SOURCES</b>					
<a href="#">290.45.0000.3911000</a> OPERATING TRANSFERS IN	65,799.96	65,799.96	143,600.00	119,666.70	169,515.00
<b>RevCat: 390 - OTHER FINANCING SOURCES Total:</b>	<b>65,799.96</b>	<b>65,799.96</b>	<b>143,600.00</b>	<b>119,666.70</b>	<b>169,515.00</b>
<b>Revenue Total:</b>	<b>65,467.67</b>	<b>59,310.25</b>	<b>145,500.00</b>	<b>123,312.27</b>	<b>172,515.00</b>

DRAFT



	2021 Total Activity	2022 Total Activity	2023 Total Budget	2023 YTD 10/31/2023	2024 Budget
<b>Expenditure</b>					
10 - WAGES & BENEFITS	20,511.82	20,136.25	144,665.00	14,971.31	148,000.00
30 - PROFESSIONAL / TECHNICAL SERVICES	70,827.35	13,308.50	71,100.00	73,372.89	53,000.00
40 - PURCHASED SERVICES PROPERTY/EQUIPMENT	500.04	300.00	300.00	250.00	315.00
50 - OTHER PURCHASED SERVICES	2,081.96	3,257.92	12,000.00	4,793.37	12,200.00
60 - SUPPLIES	0.00	0.00	0.00	330.00	0.00
<b>Expenditure Total:</b>	<b>93,921.17</b>	<b>37,002.67</b>	<b>228,065.00</b>	<b>93,717.57</b>	<b>213,515.00</b>

DRAFT



		2021	2022	2023	2023 YTD	2024
		Total Activity	Total Activity	Total Budget	10/31/2023	Budget
<b>Expenditure</b>						
<b>Category: 10 - WAGES &amp; BENEFITS</b>						
<a href="#">290.45.3000.419.10100</a>	FULL-TIME EMPLOYEES	15,004.63	15,525.12	107,300.00	11,908.08	107,800.00
<a href="#">290.45.3000.419.10400</a>	OVERTIME	0.00	0.00	0.00	0.00	0.00
<a href="#">290.45.3000.419.20100</a>	INSURANCE-CASH OPTION	463.32	463.32	5,100.00	297.78	5,100.00
<a href="#">290.45.3000.419.20300</a>	EMPLOYER SOCIAL SECURITY	884.12	912.24	6,700.00	754.37	6,700.00
<a href="#">290.45.3000.419.20350</a>	EMPLOYER MEDICARE	223.48	231.14	1,465.00	176.51	1,600.00
<a href="#">290.45.3000.419.20400</a>	EMPLOYER PERA	1,125.40	1,164.27	8,100.00	759.88	8,100.00
<a href="#">290.45.3000.419.20600</a>	MEDICAL INSURANCE	993.76	1,043.86	15,200.00	874.59	17,500.00
<a href="#">290.45.3000.419.20620</a>	LIFE INSURANCE	22.21	22.32	200.00	12.53	200.00
<a href="#">290.45.3000.419.20630</a>	LTD INSURANCE	29.00	29.28	300.00	15.61	300.00
<a href="#">290.45.3000.419.20720</a>	FLEX/COMP ACCOUNT FEE	14.26	7.41	100.00	5.26	100.00
<a href="#">290.45.3000.419.20750</a>	WORKERS COMPENSATION	99.96	99.96	200.00	166.70	600.00
<a href="#">290.45.3000.419.20800</a>	COMPENSATED ABSENCES	1,651.68	637.33	0.00	0.00	0.00
<b>Category: 10 - WAGES &amp; BENEFITS Total:</b>		<b>20,511.82</b>	<b>20,136.25</b>	<b>144,665.00</b>	<b>14,971.31</b>	<b>148,000.00</b>
<b>Category: 30 - PROFESSIONAL / TECHNICAL SERVICES</b>						
<a href="#">290.45.3000.419.30150</a>	FISCAL CONSULTANTS	0.00	0.00	6,000.00	0.00	0.00
<a href="#">290.45.3000.419.30420</a>	LEGAL SERVICES	864.00	652.00	6,000.00	1,209.00	10,000.00
<a href="#">290.45.3000.419.30440</a>	BOND COUNSEL	0.00	0.00	1,000.00	0.00	0.00
<a href="#">290.45.3000.419.30700</a>	OTHER PROFESSIONAL SERVICES	69,963.35	12,656.50	58,100.00	72,163.89	43,000.00
<b>Category: 30 - PROFESSIONAL / TECHNICAL SERVICES Total:</b>		<b>70,827.35</b>	<b>13,308.50</b>	<b>71,100.00</b>	<b>73,372.89</b>	<b>53,000.00</b>
<b>Category: 40 - PURCHASED SERVICES PROPERTY/EQUIPMENT</b>						
<a href="#">290.45.3000.419.40075</a>	CITY FACILITIES ALLOCATION	500.04	300.00	300.00	250.00	315.00
<b>Category: 40 - PURCHASED SERVICES PROPERTY/EQUIPMENT Total:</b>		<b>500.04</b>	<b>300.00</b>	<b>300.00</b>	<b>250.00</b>	<b>315.00</b>
<b>Category: 50 - OTHER PURCHASED SERVICES</b>						
<a href="#">290.45.3000.419.50019</a>	INSURANCE ALLOCATION	99.96	99.96	200.00	166.70	200.00
<a href="#">290.45.3000.419.50025</a>	ADVERTISING/PUBLISHED NOT...	0.00	0.00	0.00	34.79	0.00
<a href="#">290.45.3000.419.50035</a>	POSTAGE/DELIVERY	0.00	0.00	0.00	1.26	0.00

DRAFT

		2021 Total Activity	2022 Total Activity	2023 Total Budget	2023 YTD 10/31/2023	2024 Budget
<a href="#">290.45.3000.419.50065</a>	TRAVEL	0.00	64.00	300.00	1,046.84	300.00
<a href="#">290.45.3000.419.50070</a>	DUES, LICENSES & SUBSCRIPTI...	1,029.00	1,161.40	8,000.00	470.00	8,000.00
<a href="#">290.45.3000.419.50075</a>	MEALS AND LODGING	0.00	0.00	0.00	0.00	200.00
<a href="#">290.45.3000.419.50080</a>	CONFERENCES AND SEMINARS	953.00	1,932.56	3,500.00	3,073.78	3,500.00
<b>Category: 50 - OTHER PURCHASED SERVICES Total:</b>		<b>2,081.96</b>	<b>3,257.92</b>	<b>12,000.00</b>	<b>4,793.37</b>	<b>12,200.00</b>
<b>Category: 60 - SUPPLIES</b>						
<a href="#">290.45.3000.419.60010</a>	SUPPLIES - OFFICE	0.00	0.00	0.00	330.00	0.00
<a href="#">290.45.3000.419.60018</a>	SUPPLIES-TRAINING	0.00	0.00	0.00	0.00	0.00
<b>Category: 60 - SUPPLIES Total:</b>		<b>0.00</b>	<b>0.00</b>	<b>0.00</b>	<b>330.00</b>	<b>0.00</b>
<b>Fund: 290 - EDA-OPERATING FUND Total:</b>		<b>93,921.17</b>	<b>37,002.67</b>	<b>228,065.00</b>	<b>93,717.57</b>	<b>213,515.00</b>

DRAFT



	2021 Total Activity	2022 Total Activity	2023 Total Budget	2023 YTD 10/31/2023	2024 Budget
<b>Fund: 365 - G.O. IMPR BONDS 2015A</b>					
<b>Revenue</b>					
<a href="#">365.00.0000.3111000</a>					
CURRENT PROPERTY TAXES	577,656.84	635,669.00	637,301.00	318,650.50	633,210.00
<a href="#">365.00.0000.3112000</a>					
DELINQUENT PROPERTY TAXES	2,930.16	2,877.89	0.00	0.00	0.00
<a href="#">365.00.0000.3113000</a>					
CURRENT FISCAL DISPARITY	70,431.87	0.00	0.00	0.00	0.00
<a href="#">365.00.0000.3302200</a>					
MARKET VALUE HOMESTEAD CR	868.71	920.71	750.00	372.83	750.00
<a href="#">365.00.0000.3610000</a>					
INVESTMENT INTEREST	6,202.82	9,963.69	6,500.00	9,007.83	6,500.00
<a href="#">365.00.0000.3611000</a>					
ACCRUED INTEREST RECEIVABLE	2,677.97	420.77	0.00	0.00	0.00
<a href="#">365.00.0000.3612000</a>					
FAIR MARKET VALUE ALLOCAT...	-15,907.30	-30,118.52	0.00	0.00	0.00
<a href="#">365.43.0000.3701000</a>					
SA CURRENT	31,257.90	28,797.58	25,000.00	13,891.62	20,000.00
<a href="#">365.43.0000.3703000</a>					
SA DEFERRED - COUNCIL & SEN...	4,800.00	7,722.00	0.00	0.00	0.00
<a href="#">365.43.0000.3703500</a>					
SA DEFERRED (PREPAIDS) - CO...	0.00	1,555.80	0.00	0.00	0.00
<a href="#">365.43.0000.3706000</a>					
SA PENALTIES & INTEREST	43.38	42.04	0.00	0.00	0.00
<a href="#">365.59.0000.3911000</a>					
OPERATING TRANSFERS IN	0.00	45,060.00	0.00	0.00	0.00
<b>Revenue Total:</b>	<b>680,962.35</b>	<b>702,910.96</b>	<b>669,551.00</b>	<b>341,922.78</b>	<b>660,460.00</b>
<b>Expense</b>					
<a href="#">365.57.9000.570.30700</a>					
OTHER PROFESSIONAL SERVICES	0.00	0.00	0.00	516.66	0.00
<a href="#">365.57.9000.570.90100</a>					
PRINCIPAL PAYMENTS	495,000.00	505,000.00	515,000.00	515,000.00	530,000.00
<a href="#">365.57.9000.570.90200</a>					
INTEREST PAYMENTS	167,400.00	154,875.00	139,575.00	139,575.00	123,900.00
<a href="#">365.57.9000.570.90300</a>					
PAYING AGENT FEES	475.00	941.67	500.00	475.00	500.00
<b>Expense Total:</b>	<b>662,875.00</b>	<b>660,816.67</b>	<b>655,075.00</b>	<b>655,566.66</b>	<b>654,400.00</b>
<b>Fund: 365 - G.O. IMPR BONDS 2015A Surplus (Deficit):</b>	<b>18,087.35</b>	<b>42,094.29</b>	<b>14,476.00</b>	<b>-313,643.88</b>	<b>6,060.00</b>

DRAFT

		2021 Total Activity	2022 Total Activity	2023 Total Budget	2023 YTD 10/31/2023	2024 Budget
<b>Fund: 367 - G.O. CAPITAL IMPR REF BONDS, 2016A</b>						
<b>Revenue</b>						
<a href="#">367.00.0000.3111000</a>	CURRENT PROPERTY TAXES	582,095.83	695,874.00	718,134.00	359,067.00	718,292.00
<a href="#">367.00.0000.3112000</a>	DELINQUENT PROPERTY TAXES	3,025.46	2,900.08	0.00	0.00	0.00
<a href="#">367.00.0000.3113000</a>	CURRENT FISCAL DISPARITY	70,973.10	0.00	0.00	0.00	0.00
<a href="#">367.00.0000.3302200</a>	MARKET VALUE HOMESTEAD CR	848.94	1,007.93	750.00	420.04	1,000.00
<a href="#">367.00.0000.3610000</a>	INVESTMENT INTEREST	3,761.60	6,143.01	4,000.00	5,603.98	4,000.00
<a href="#">367.00.0000.3611000</a>	ACCRUED INTEREST RECEIVABLE	1,603.97	290.63	0.00	0.00	0.00
<a href="#">367.00.0000.3612000</a>	FAIR MARKET VALUE ALLOCAT...	-9,708.62	-18,622.30	0.00	0.00	0.00
	<b>Revenue Total:</b>	<b>652,600.28</b>	<b>687,593.35</b>	<b>722,884.00</b>	<b>365,091.02</b>	<b>723,292.00</b>
<b>Expense</b>						
<a href="#">367.57.9000.570.30700</a>	OTHER PROFESSIONAL SERVICES	3,750.00	0.00	0.00	516.66	0.00
<a href="#">367.57.9000.570.90100</a>	PRINCIPAL PAYMENTS	380,000.00	410,000.00	460,000.00	460,000.00	495,000.00
<a href="#">367.57.9000.570.90200</a>	INTEREST PAYMENTS	220,737.50	208,887.50	195,850.00	195,837.50	181,513.00
<a href="#">367.57.9000.570.90300</a>	PAYING AGENT FEES	475.00	941.67	500.00	475.00	500.00
	<b>Expense Total:</b>	<b>604,962.50</b>	<b>619,829.17</b>	<b>656,350.00</b>	<b>656,829.16</b>	<b>677,013.00</b>
	<b>Fund: 367 - G.O. CAPITAL IMPR REF BONDS, 2016A Surplus (Deficit):</b>	<b>47,637.78</b>	<b>67,764.18</b>	<b>66,534.00</b>	<b>-291,738.14</b>	<b>46,279.00</b>

DRAFT

		2021 Total Activity	2022 Total Activity	2023 Total Budget	2023 YTD 10/31/2023	2024 Budget
<b>Fund: 369 - G.O. IMPR BONDS 2017B</b>						
<b>Revenue</b>						
<a href="#">369.00.0000.3111000</a>	CURRENT PROPERTY TAXES	242,956.51	263,211.00	263,125.00	131,562.50	262,882.00
<a href="#">369.00.0000.3112000</a>	DELINQUENT PROPERTY TAXES	1,233.50	1,211.26	0.00	0.00	0.00
<a href="#">369.00.0000.3113000</a>	CURRENT FISCAL DISPARITY	29,622.91	0.00	0.00	0.00	0.00
<a href="#">369.00.0000.3302200</a>	MARKET VALUE HOMESTEAD CR	362.70	381.35	350.00	153.96	350.00
<a href="#">369.00.0000.3610000</a>	INVESTMENT INTEREST	1,967.67	3,343.02	2,000.00	2,939.89	2,000.00
<a href="#">369.00.0000.3611000</a>	ACCRUED INTEREST RECEIVABLE	759.90	197.68	0.00	0.00	0.00
<a href="#">369.00.0000.3612000</a>	FAIR MARKET VALUE ALLOCAT...	-5,318.61	-10,201.40	0.00	0.00	0.00
<a href="#">369.43.0000.3701000</a>	SA CURRENT	52,850.45	48,564.28	48,000.00	23,456.58	44,000.00
<a href="#">369.43.0000.3702000</a>	SA DELINQUENT	80.40	54.57	0.00	0.00	0.00
<a href="#">369.43.0000.3703000</a>	SA DEFERRED - COUNCIL & SEN...	11,608.18	3,273.46	0.00	0.00	0.00
<a href="#">369.43.0000.3703500</a>	SA DEFERRED (PREPAIDS) - CO...	0.00	3,723.46	0.00	2,738.74	0.00
<a href="#">369.43.0000.3706000</a>	SA PENALTIES & INTEREST	50.59	84.69	0.00	33.52	0.00
<a href="#">369.59.0000.3911000</a>	OPERATING TRANSFERS IN	0.00	50,393.00	0.00	0.00	0.00
	<b>Revenue Total:</b>	<b>336,174.20</b>	<b>364,236.37</b>	<b>313,475.00</b>	<b>160,885.19</b>	<b>309,232.00</b>
<b>Expense</b>						
<a href="#">369.57.9000.570.30150</a>	FISCAL CONSULTANTS	0.00	0.00	0.00	3,750.00	0.00
<a href="#">369.57.9000.570.30700</a>	OTHER PROFESSIONAL SERVICES	0.00	0.00	0.00	516.67	0.00
<a href="#">369.57.9000.570.90100</a>	PRINCIPAL PAYMENTS	245,000.00	250,000.00	255,000.00	255,000.00	260,000.00
<a href="#">369.57.9000.570.90200</a>	INTEREST PAYMENTS	84,462.52	77,037.52	69,500.00	69,462.52	61,738.00
<a href="#">369.57.9000.570.90300</a>	PAYING AGENT FEES	475.00	941.66	500.00	475.00	500.00
	<b>Expense Total:</b>	<b>329,937.52</b>	<b>327,979.18</b>	<b>325,000.00</b>	<b>329,204.19</b>	<b>322,238.00</b>
	<b>Fund: 369 - G.O. IMPR BONDS 2017B Surplus (Deficit):</b>	<b>6,236.68</b>	<b>36,257.19</b>	<b>-11,525.00</b>	<b>-168,319.00</b>	<b>-13,006.00</b>

DRAFT

		2021 Total Activity	2022 Total Activity	2023 Total Budget	2023 YTD 10/31/2023	2024 Budget
<b>Fund: 392 - G.O. CAP IMPR BONDS 2018A-FIRE STATION</b>						
<b>Revenue</b>						
<a href="#">392.00.0000.3111000</a>	CURRENT PROPERTY TAXES	652,453.18	737,977.00	739,289.00	369,644.50	739,552.00
<a href="#">392.00.0000.3112000</a>	DELINQUENT PROPERTY TAXES	3,536.80	3,250.61	0.00	0.00	0.00
<a href="#">392.00.0000.3113000</a>	CURRENT FISCAL DISPARITY	79,551.55	0.00	0.00	0.00	0.00
<a href="#">392.00.0000.3302200</a>	MARKET VALUE HOMESTEAD CR	983.53	1,068.87	750.00	432.40	1,000.00
<a href="#">392.00.0000.3610000</a>	INVESTMENT INTEREST	1,760.08	3,146.22	1,500.00	2,667.23	1,500.00
<a href="#">392.00.0000.3611000</a>	ACCRUED INTEREST RECEIVABLE	613.31	231.73	0.00	0.00	0.00
<a href="#">392.00.0000.3612000</a>	FAIR MARKET VALUE ALLOCAT...	-4,961.10	-9,678.49	0.00	0.00	0.00
	<b>Revenue Total:</b>	<b>733,937.35</b>	<b>735,995.94</b>	<b>741,539.00</b>	<b>372,744.13</b>	<b>742,052.00</b>
<b>Expense</b>						
<a href="#">392.57.9000.570.30150</a>	FISCAL CONSULTANTS	4,500.00	0.00	0.00	0.00	0.00
<a href="#">392.57.9000.570.30700</a>	OTHER PROFESSIONAL SERVICES	0.00	0.00	0.00	516.67	0.00
<a href="#">392.57.9000.570.90100</a>	PRINCIPAL PAYMENTS	340,000.00	355,000.00	375,000.00	375,000.00	395,000.00
<a href="#">392.57.9000.570.90200</a>	INTEREST PAYMENTS	354,085.00	336,710.00	318,460.00	318,460.00	299,210.00
<a href="#">392.57.9000.570.90300</a>	PAYING AGENT FEES	475.00	941.66	500.00	475.00	500.00
	<b>Expense Total:</b>	<b>699,060.00</b>	<b>692,651.66</b>	<b>693,960.00</b>	<b>694,451.67</b>	<b>694,710.00</b>
<b>Fund: 392 - G.O. CAP IMPR BONDS 2018A-FIRE STATION Surplus (Def..)</b>		<b>34,877.35</b>	<b>43,344.28</b>	<b>47,579.00</b>	<b>-321,707.54</b>	<b>47,342.00</b>

DRAFT

		2021 Total Activity	2022 Total Activity	2023 Total Budget	2023 YTD 10/31/2023	2024 Budget
<b>Fund: 393 - G.O. CAP IMPR BONDS 2019A-FIRE STATION</b>						
<b>Revenue</b>						
<a href="#">393.00.0000.3111000</a>	CURRENT PROPERTY TAXES	169,216.84	186,585.00	187,635.00	93,817.50	188,475.00
<a href="#">393.00.0000.3112000</a>	DELINQUENT PROPERTY TAXES	769.01	843.06	0.00	0.00	0.00
<a href="#">393.00.0000.3113000</a>	CURRENT FISCAL DISPARITY	20,632.08	0.00	0.00	0.00	0.00
<a href="#">393.00.0000.3302200</a>	MARKET VALUE HOMESTEAD CR	260.04	270.41	250.00	109.74	250.00
<a href="#">393.00.0000.3610000</a>	INVESTMENT INTEREST	462.33	791.29	500.00	658.94	500.00
<a href="#">393.00.0000.3611000</a>	ACCRUED INTEREST RECEIVABLE	180.56	48.49	0.00	0.00	0.00
<a href="#">393.00.0000.3612000</a>	FAIR MARKET VALUE ALLOCAT...	-1,245.73	-2,417.56	0.00	0.00	0.00
	<b>Revenue Total:</b>	<b>190,275.13</b>	<b>186,120.69</b>	<b>188,385.00</b>	<b>94,586.18</b>	<b>189,225.00</b>
<b>Expense</b>						
<a href="#">393.57.9000.570.30700</a>	OTHER PROFESSIONAL SERVICES	0.00	0.00	0.00	516.67	0.00
<a href="#">393.57.9000.570.90100</a>	PRINCIPAL PAYMENTS	100,000.00	100,000.00	100,000.00	100,000.00	105,000.00
<a href="#">393.57.9000.570.90200</a>	INTEREST PAYMENTS	83,700.00	79,700.00	75,700.00	75,700.00	71,600.00
<a href="#">393.57.9000.570.90300</a>	PAYING AGENT FEES	475.00	941.66	500.00	475.00	500.00
	<b>Expense Total:</b>	<b>184,175.00</b>	<b>180,641.66</b>	<b>176,200.00</b>	<b>176,691.67</b>	<b>177,100.00</b>
<b>Fund: 393 - G.O. CAP IMPR BONDS 2019A-FIRE STATION Surplus (Def..</b>		<b>6,100.13</b>	<b>5,479.03</b>	<b>12,185.00</b>	<b>-82,105.49</b>	<b>12,125.00</b>

DRAFT

		2021 Total Activity	2022 Total Activity	2023 Total Budget	2023 YTD 10/31/2023	2024 Budget
<b>Fund: 394 - G.O. REFUND BONDS 2020A (10B)</b>						
<b>Revenue</b>						
<a href="#">394.00.0000.3111000</a>	CURRENT PROPERTY TAXES	189,569.43	0.00	0.00	0.00	0.00
<a href="#">394.00.0000.3112000</a>	DELINQUENT PROPERTY TAXES	1,045.49	944.47	0.00	0.00	0.00
<a href="#">394.00.0000.3113000</a>	CURRENT FISCAL DISPARITY	23,113.59	0.00	0.00	0.00	0.00
<a href="#">394.00.0000.3302200</a>	MARKET VALUE HOMESTEAD CR	236.47	0.00	200.00	0.00	0.00
<a href="#">394.00.0000.3610000</a>	INVESTMENT INTEREST	3,726.53	6,399.72	4,000.00	6,003.77	4,500.00
<a href="#">394.00.0000.3611000</a>	ACCRUED INTEREST RECEIVAB...	3,709.11	398.49	0.00	0.00	0.00
<a href="#">394.00.0000.3612000</a>	FAIR MARKET VALUE ALLOCAT...	-3,152.74	-19,563.17	0.00	0.00	0.00
<a href="#">394.00.0000.3660000</a>	OTHER REIMBURSEMENTS	10,000.00	0.00	0.00	0.00	0.00
<a href="#">394.00.0000.3704000</a>	SA TAX FORFEIT	0.00	2,856.00	0.00	0.00	0.00
<a href="#">394.43.0000.3701000</a>	SA CURRENT	92,215.02	41,883.49	90,000.00	19,341.03	40,000.00
<a href="#">394.43.0000.3702000</a>	SA DELINQUENT	763.88	393.08	0.00	457.60	0.00
<a href="#">394.43.0000.3703000</a>	SA DEFERRED - COUNCIL & SEN...	8,296.48	1,416.38	0.00	0.00	0.00
<a href="#">394.43.0000.3703500</a>	SA DEFERRED (PREPAIDS) - CO...	0.00	0.00	0.00	198.78	0.00
<a href="#">394.43.0000.3706000</a>	SA PENALTIES & INTEREST	343.41	223.10	0.00	50.52	0.00
<a href="#">394.59.0000.3911000</a>	OPERATING TRANSFERS IN	0.00	652,106.92	177,250.00	177,250.00	177,250.00
	<b>Revenue Total:</b>	<b>329,866.67</b>	<b>687,058.48</b>	<b>271,450.00</b>	<b>203,301.70</b>	<b>221,750.00</b>
<b>Expense</b>						
<a href="#">394.57.9000.570.30150</a>	FISCAL CONSULTANTS	1,000.00	0.00	0.00	3,750.00	0.00
<a href="#">394.57.9000.570.30700</a>	OTHER PROFESSIONAL SERVICES	0.00	0.00	0.00	516.67	0.00
<a href="#">394.57.9000.570.30900</a>	BOND ISSUANCE COSTS	0.00	0.00	0.00	0.00	0.00
<a href="#">394.57.9000.570.90100</a>	PRINCIPAL PAYMENTS	0.00	395,000.00	245,000.00	245,000.00	245,000.00
<a href="#">394.57.9000.570.90200</a>	INTEREST PAYMENTS	8,870.50	12,155.00	8,955.00	8,955.00	6,505.00
<a href="#">394.57.9000.570.90300</a>	PAYING AGENT FEES	475.00	941.67	0.00	475.00	0.00
	<b>Expense Total:</b>	<b>10,345.50</b>	<b>408,096.67</b>	<b>253,955.00</b>	<b>258,696.67</b>	<b>251,505.00</b>
<b>Fund: 394 - G.O. REFUND BONDS 2020A (10B) Surplus (Deficit):</b>		<b>319,521.17</b>	<b>278,961.81</b>	<b>17,495.00</b>	<b>-55,394.97</b>	<b>-29,755.00</b>

DRAFT



	2021 Total Activity	2022 Total Activity	2023 Total Budget	2023 YTD 10/31/2023	2024 Budget
<b>Fund: 440 - PAVEMENT MGMT-LOCAL STREETS</b>					
310 - TAXES	3,464,313.61	3,656,563.98	3,965,000.00	2,277,903.27	4,145,000.00
330 - INTERGOVERNMENTAL	413,586.58	592,748.00	530,000.00	457,788.00	1,360,240.00
340 - CHARGES FOR SERVICES	285.00	855.00	0.00	0.00	0.00
360 - MISCELLANEOUS REVENUES	160,760.50	-250,815.42	516,818.00	164,616.82	376,000.00
370 - SPECIAL ASSESSMENTS	766,626.26	1,659,844.19	1,260,468.00	453,573.64	1,533,725.00
390 - OTHER FINANCING SOURCES	4,608,667.21	1,450,887.62	7,529,000.00	2,254,022.23	11,953,736.00
<b>Fund: 440 - PAVEMENT MGMT-LOCAL STREETS Total:</b>	<b>9,414,239.16</b>	<b>7,110,083.37</b>	<b>13,801,286.00</b>	<b>5,607,903.96</b>	<b>19,368,701.00</b>

DRAFT



		2021 Total Activity	2022 Total Activity	2023 Total Budget	2023 YTD 10/31/2023	2024 Budget
<b>Fund: 440 - PAVEMENT MGMT-LOCAL STREETS</b>						
<b>RevCat: 310 - TAXES</b>						
<a href="#">440.00.0000.3111000</a>	CURRENT PROPERTY TAXES	2,124,480.71	2,550,000.00	2,900,000.00	1,450,000.00	3,045,000.00
<a href="#">440.00.0000.3112000</a>	DELINQUENT PROPERTY TAXES	704.67	10,809.42	0.00	0.00	0.00
<a href="#">440.00.0000.3113000</a>	CURRENT FISCAL DISPARITY	259,060.02	0.00	0.00	0.00	0.00
<a href="#">440.43.0000.3187001</a>	FRANCHISE FEES - XCEL	1,012,838.46	1,021,340.06	1,000,000.00	770,976.27	1,035,000.00
<a href="#">440.43.0000.3187002</a>	FRANCHISE FEES - DAKOTA ELE...	67,229.75	74,414.50	65,000.00	56,927.00	65,000.00
	<b>RevCat: 310 - TAXES Total:</b>	<b>3,464,313.61</b>	<b>3,656,563.98</b>	<b>3,965,000.00</b>	<b>2,277,903.27</b>	<b>4,145,000.00</b>
<b>RevCat: 330 - INTERGOVERNMENTAL</b>						
<a href="#">440.00.0000.3300500</a>	FEDERAL GRANTS	0.00	122,430.00	0.00	0.00	250,240.00
<a href="#">440.00.0000.3302200</a>	MARKET VALUE HOMESTEAD CR	190.83	0.00	0.00	0.00	0.00
<a href="#">440.00.0000.3305000</a>	MSA - MAINTENANCE	413,395.75	470,318.00	400,000.00	457,788.00	450,000.00
<a href="#">440.00.0000.3306000</a>	MSA - CONSTRUCTION	0.00	0.00	130,000.00	0.00	660,000.00
	<b>RevCat: 330 - INTERGOVERNMENTAL Total:</b>	<b>413,586.58</b>	<b>592,748.00</b>	<b>530,000.00</b>	<b>457,788.00</b>	<b>1,360,240.00</b>
<b>RevCat: 340 - CHARGES FOR SERVICES</b>						
<a href="#">440.43.0000.3414000</a>	PUBLIC WORKS/CHARGES-SER	285.00	855.00	0.00	0.00	0.00
	<b>RevCat: 340 - CHARGES FOR SERVICES Total:</b>	<b>285.00</b>	<b>855.00</b>	<b>0.00</b>	<b>0.00</b>	<b>0.00</b>
<b>RevCat: 360 - MISCELLANEOUS REVENUES</b>						
<a href="#">440.00.0000.3610000</a>	INVESTMENT INTEREST	75,275.33	134,138.72	76,818.00	164,616.82	150,000.00
<a href="#">440.00.0000.3611000</a>	ACCRUED INTEREST RECEIVABLE	54,665.58	6,820.63	0.00	0.00	0.00
<a href="#">440.00.0000.3612000</a>	FAIR MARKET VALUE ALLOCAT...	-125,510.41	-405,774.77	0.00	0.00	0.00
<a href="#">440.43.0000.3652000</a>	MISC DEVELOPMENT IMPROV...	156,330.00	14,000.00	0.00	0.00	0.00
<a href="#">440.43.0000.3660000</a>	OTHER REIMBURSEMENTS	0.00	0.00	440,000.00	0.00	226,000.00
	<b>RevCat: 360 - MISCELLANEOUS REVENUES Total:</b>	<b>160,760.50</b>	<b>-250,815.42</b>	<b>516,818.00</b>	<b>164,616.82</b>	<b>376,000.00</b>
<b>RevCat: 370 - SPECIAL ASSESSMENTS</b>						
<a href="#">440.43.0000.3701000</a>	SA CURRENT	398,908.24	426,752.17	1,260,468.00	288,307.52	1,533,725.00
<a href="#">440.43.0000.3702000</a>	SA DELINQUENT	490.33	1,440.10	0.00	695.15	0.00
<a href="#">440.43.0000.3703000</a>	SA DEFERRED - COUNCIL & SEN...	366,477.10	834,124.66	0.00	8,745.42	0.00
<a href="#">440.43.0000.3703300</a>	SA DEFERRED (PREPAIDS) - CITY	0.00	0.00	0.00	127,336.90	0.00

DRAFT

		2021 Total Activity	2022 Total Activity	2023 Total Budget	2023 YTD 10/31/2023	2024 Budget
<a href="#">440.43.0000.3703500</a>	SA DEFERRED (PREPAIDS) - CO...	0.00	396,963.66	0.00	20,293.54	0.00
<a href="#">440.43.0000.3706000</a>	SA PENALTIES & INTEREST	750.59	563.60	0.00	8,195.11	0.00
<b>RevCat: 370 - SPECIAL ASSESSMENTS Total:</b>		<b>766,626.26</b>	<b>1,659,844.19</b>	<b>1,260,468.00</b>	<b>453,573.64</b>	<b>1,533,725.00</b>
<b>RevCat: 390 - OTHER FINANCING SOURCES</b>						
<a href="#">440.00.0000.3920000</a>	BOND ISSUE PROCEEDS	0.00	0.00	5,562,000.00	0.00	9,399,503.00
<a href="#">440.59.0000.3911000</a>	OPERATING TRANSFERS IN	4,608,667.21	1,450,887.62	1,967,000.00	2,254,022.23	2,554,233.00
<b>RevCat: 390 - OTHER FINANCING SOURCES Total:</b>		<b>4,608,667.21</b>	<b>1,450,887.62</b>	<b>7,529,000.00</b>	<b>2,254,022.23</b>	<b>11,953,736.00</b>
<b>Fund: 440 - PAVEMENT MGMT-LOCAL STREETS Total:</b>		<b>9,414,239.16</b>	<b>7,110,083.37</b>	<b>13,801,286.00</b>	<b>5,607,903.96</b>	<b>19,368,701.00</b>

DRAFT



	2021 Total Activity	2022 Total Activity	2023 Total Budget	2023 YTD 10/31/2023	2024 Budget
<b>Fund: 440 - PAVEMENT MGMT-LOCAL STREETS</b>					
30 - PROFESSIONAL / TECHNICAL SERVICES	1,277,583.62	788,555.03	100,000.00	419,833.47	73,500.00
40 - PURCHASED SERVICES PROPERTY/EQUIPMENT	313,983.42	483,775.83	355,000.00	242,494.97	722,824.00
50 - OTHER PURCHASED SERVICES	6,242.44	5,090.10	0.00	3,755.69	0.00
60 - SUPPLIES	0.00	0.00	210,000.00	212,630.30	220,000.00
80 - CAPITAL OUTLAY	2,040,729.12	3,480,824.49	12,685,000.00	3,637,675.16	14,303,433.00
91 - OTHER	617,413.10	444,389.77	355,000.00	609,400.00	611,000.00
<b>Fund: 440 - PAVEMENT MGMT-LOCAL STREETS Total:</b>	<b>4,255,951.70</b>	<b>5,202,635.22</b>	<b>13,705,000.00</b>	<b>5,125,789.59</b>	<b>15,930,757.00</b>

2024 OTHER - Transfer to Other Funds  
 \$ 195,000 PM - Partnership Projects  
 250,000 Parks Capital Replacement  
166,000 117th St Project (undetermined)  
 \$ 611,000

DRAFT



	2021 Total Activity	2022 Total Activity	2023 Total Budget	2023 YTD 10/31/2023	2024 2024
<b>Fund: 440 - PAVEMENT MGMT-LOCAL STREETS</b>					
<b>Category: 30 - PROFESSIONAL / TECHNICAL SERVICES</b>					
<a href="#">440.74.5900.740.30150</a>	FISCAL CONSULTANTS	651.00	0.00	0.00	0.00
<a href="#">440.74.5900.740.30300</a>	ENGINEERING CONSULTANTS	693,095.82	496,453.21	0.00	179,506.64
<a href="#">440.74.5900.740.30310</a>	RESIDENT ENGINEERING	100,237.06	182,535.63	0.00	203,149.42
<a href="#">440.74.5900.740.30340</a>	GEOTECHNICAL SERVICES	37,430.60	21,543.80	0.00	19,276.25
<a href="#">440.74.5900.740.30420</a>	LEGAL SERVICES	30,913.43	15,680.70	0.00	745.66
<a href="#">440.74.5900.740.30700</a>	OTHER PROFESSIONAL SERVICES	415,255.71	72,341.69	100,000.00	17,155.50
<b>Category: 30 - PROFESSIONAL / TECHNICAL SERVICES Total:</b>		<b>1,277,583.62</b>	<b>788,555.03</b>	<b>100,000.00</b>	<b>419,833.47</b>
<b>Category: 40 - PURCHASED SERVICES PROPERTY/EQUIPMENT</b>					
<a href="#">440.74.5900.740.40046</a>	REPAIR & MAINT - ROAD	313,983.42	483,775.83	355,000.00	242,494.97
<b>Category: 40 - PURCHASED SERVICES PROPERTY/EQUIPMENT Total:</b>		<b>313,983.42</b>	<b>483,775.83</b>	<b>355,000.00</b>	<b>242,494.97</b>
<b>Category: 50 - OTHER PURCHASED SERVICES</b>					
<a href="#">440.74.5900.740.50025</a>	ADVERTISING/PUBLISHED NOT...	5,863.88	5,090.10	0.00	3,698.03
<a href="#">440.74.5900.740.50030</a>	PRINTING & BINDING	378.56	0.00	0.00	0.00
<a href="#">440.74.5900.740.50065</a>	TRAVEL	0.00	0.00	0.00	57.66
<b>Category: 50 - OTHER PURCHASED SERVICES Total:</b>		<b>6,242.44</b>	<b>5,090.10</b>	<b>0.00</b>	<b>3,755.69</b>
<b>Category: 60 - SUPPLIES</b>					
<a href="#">440.74.5900.740.60016</a>	SUPPLIES - MAINTENANCE	0.00	0.00	210,000.00	212,630.30
<b>Category: 60 - SUPPLIES Total:</b>		<b>0.00</b>	<b>0.00</b>	<b>210,000.00</b>	<b>212,630.30</b>
<b>Category: 80 - CAPITAL OUTLAY</b>					
<a href="#">440.74.5900.740.80100</a>	LAND	35,221.00	14,327.42	0.00	0.00
<a href="#">440.74.5900.740.80300</a>	IMPROVEMENTS (NON-BLDG)	2,005,508.12	3,466,497.07	12,685,000.00	3,637,675.16
<b>Category: 80 - CAPITAL OUTLAY Total:</b>		<b>2,040,729.12</b>	<b>3,480,824.49</b>	<b>12,685,000.00</b>	<b>3,637,675.16</b>
<b>Category: 91 - OTHER</b>					
<a href="#">440.57.9200.590.91100</a>	OPERATING TRANSFERS OUT	617,413.10	444,389.77	355,000.00	609,400.00
<b>Category: 91 - OTHER Total:</b>		<b>617,413.10</b>	<b>444,389.77</b>	<b>355,000.00</b>	<b>609,400.00</b>
<b>Fund: 440 - PAVEMENT MGMT-LOCAL STREETS Total:</b>		<b>4,255,951.70</b>	<b>5,202,635.22</b>	<b>13,705,000.00</b>	<b>5,125,789.59</b>

DRAFT



	2021 Total Activity	2022 Total Activity	2023 Total Budget	2023 YTD 10/31/2023	2024 Budget
<b>Fund: 441 - PAVEMENT MGMT-PARTNERSHIP PROJECTS</b>					
330 - INTERGOVERNMENTAL	0.00	0.00	16,500.00	0.00	0.00
390 - OTHER FINANCING SOURCES	0.00	0.00	995,000.00	57,694.10	250,000.00
<b>Fund: 441 - PAVEMENT MGMT-PARTNERSHIP PROJECTS Total:</b>	<b>0.00</b>	<b>0.00</b>	<b>1,011,500.00</b>	<b>57,694.10</b>	<b>250,000.00</b>

DRAFT



	2021 Total Activity	2022 Total Activity	2023 Total Budget	2023 YTD 10/31/2023	2024 Budget
<b>Fund: 441 - PAVEMENT MGMT-PARTNERSHIP PROJECTS</b>					
<b>RevCat: 330 - INTERGOVERNMENTAL</b>					
<a href="#">441.00.0000.3306000</a> MSA - CONSTRUCTION	0.00	0.00	16,500.00	0.00	0.00
<b>RevCat: 330 - INTERGOVERNMENTAL Total:</b>	<b>0.00</b>	<b>0.00</b>	<b>16,500.00</b>	<b>0.00</b>	<b>0.00</b>
<b>RevCat: 390 - OTHER FINANCING SOURCES</b>					
<a href="#">441.59.0000.3911000</a> OPERATING TRANSFERS IN	0.00	0.00	995,000.00	57,694.10	250,000.00
<b>RevCat: 390 - OTHER FINANCING SOURCES Total:</b>	<b>0.00</b>	<b>0.00</b>	<b>995,000.00</b>	<b>57,694.10</b>	<b>250,000.00</b>
<b>Fund: 441 - PAVEMENT MGMT-PARTNERSHIP PROJECTS Total:</b>	<b>0.00</b>	<b>0.00</b>	<b>1,011,500.00</b>	<b>57,694.10</b>	<b>250,000.00</b>

DRAFT



	2021 Total Activity	2022 Total Activity	2023 Total Budget	2023 YTD 10/31/2023	2024 Budget
<b>Fund: 441 - PAVEMENT MGMT-PARTNERSHIP PROJECTS</b>					
30 - PROFESSIONAL / TECHNICAL SERVICES	0.00	0.00	0.00	38,044.33	250,000.00
40 - PURCHASED SERVICES PROPERTY/EQUIPMENT	0.00	0.00	1,011,500.00	0.00	0.00
<b>Fund: 441 - PAVEMENT MGMT-PARTNERSHIP PROJECTS Total:</b>	<b>0.00</b>	<b>0.00</b>	<b>1,011,500.00</b>	<b>38,044.33</b>	<b>250,000.00</b>

DRAFT



	2021 Total Activity	2022 Total Activity	2023 Total Budget	2023 YTD 10/31/2023	2024 Budget
<b>Fund: 441 - PAVEMENT MGMT-PARTNERSHIP PROJECTS</b>					
<b>Category: 30 - PROFESSIONAL / TECHNICAL SERVICES</b>					
<a href="#">441.43.5220.443.30300</a> ENGINEERING CONSULTANTS	0.00	0.00	0.00	31,390.09	0.00
<a href="#">441.43.5220.443.30310</a> RESIDENT ENGINEERING	0.00	0.00	0.00	6,654.24	0.00
<a href="#">441.43.5220.443.30700</a> OTHER PROFESSIONAL SERVICES	0.00	0.00	0.00	0.00	250,000.00
<b>Category: 30 - PROFESSIONAL / TECHNICAL SERVICES Total:</b>	<b>0.00</b>	<b>0.00</b>	<b>0.00</b>	<b>38,044.33</b>	<b>250,000.00</b>
<b>Category: 40 - PURCHASED SERVICES PROPERTY/EQUIPMENT</b>					
<a href="#">441.43.5230.443.40046</a> IMPROVEMENTS (NON-BLDG)	0.00	0.00	1,011,500.00	0.00	0.00
<b>Category: 40 - PURCHASED SERVICES PROPERTY/EQUIPMENT Total:</b>	<b>0.00</b>	<b>0.00</b>	<b>1,011,500.00</b>	<b>0.00</b>	<b>0.00</b>
<b>Fund: 441 - PAVEMENT MGMT-PARTNERSHIP PROJECTS Total:</b>	<b>0.00</b>	<b>0.00</b>	<b>1,011,500.00</b>	<b>38,044.33</b>	<b>250,000.00</b>

DRAFT



	2021 Total Activity	2022 Total Activity	2023 Total Budget	2023 YTD 10/31/2023	2024 Budget
<b>Fund: 510 - WATER-OPERATING FUND</b>					
330 - INTERGOVERNMENTAL	10,000.00	0.00	0.00	0.00	0.00
360 - MISCELLANEOUS REVENUES	-24,182.68	-150,376.83	52,500.00	43,906.43	20,500.00
370 - SPECIAL ASSESSMENTS	6,370.08	13,509.63	0.00	152,550.93	0.00
381 - WATER REVENUES	3,595,949.81	3,395,265.18	3,686,350.00	3,550,756.92	3,929,975.00
390 - OTHER FINANCING SOURCES	40,987.13	1,169,603.39	0.00	0.00	0.00
<b>Fund: 510 - WATER-OPERATING FUND Total:</b>	<b>3,629,124.34</b>	<b>4,428,001.37</b>	<b>3,738,850.00</b>	<b>3,747,214.28</b>	<b>3,950,475.00</b>

DRAFT



	2021 Total Activity	2022 Total Activity	2023 Total Budget	2023 YTD 10/31/2023	2024 Budget	
<b>Fund: 510 - WATER-OPERATING FUND</b>						
<b>RevCat: 330 - INTERGOVERNMENTAL</b>						
<a href="#">510.50.0000.3308500</a>	STATE GRANTS	10,000.00	0.00	0.00	0.00	
<b>RevCat: 330 - INTERGOVERNMENTAL Total:</b>		<b>10,000.00</b>	<b>0.00</b>	<b>0.00</b>	<b>0.00</b>	
<b>RevCat: 360 - MISCELLANEOUS REVENUES</b>						
<a href="#">510.00.0000.3610000</a>	INVESTMENT INTEREST	47,976.34	78,361.53	50,000.00	43,697.43	18,000.00
<a href="#">510.00.0000.3611000</a>	ACCRUED INTEREST RECEIVABLE	25,947.51	3,711.01	0.00	0.00	0.00
<a href="#">510.00.0000.3612000</a>	FAIR MARKET VALUE ALLOCAT...	-107,105.24	-237,556.25	0.00	0.00	0.00
<a href="#">510.50.0000.3600000</a>	PERA PENSION OTHER REVENUE	650.00	2,143.00	0.00	0.00	0.00
<a href="#">510.50.0000.3650000</a>	OTHER REVENUES	0.00	399.68	0.00	0.00	0.00
<a href="#">510.50.0000.3660000</a>	OTHER REIMBURSEMENTS	8,348.71	2,564.20	2,500.00	209.00	2,500.00
<b>RevCat: 360 - MISCELLANEOUS REVENUES Total:</b>		<b>-24,182.68</b>	<b>-150,376.83</b>	<b>52,500.00</b>	<b>43,906.43</b>	<b>20,500.00</b>
<b>RevCat: 370 - SPECIAL ASSESSMENTS</b>						
<a href="#">510.50.0000.3701000</a>	SA CURRENT	90.00	222.00	0.00	152,509.80	0.00
<a href="#">510.50.0000.3702000</a>	SA DELINQUENT	5,136.74	563.59	0.00	0.00	0.00
<a href="#">510.50.0000.3703500</a>	SA DEFERRED (PREPAIDS) - CO...	0.00	1,039.00	0.00	0.00	0.00
<a href="#">510.50.0000.3704000</a>	SA TAX FORFEIT	0.00	11,451.00	0.00	0.00	0.00
<a href="#">510.50.0000.3706000</a>	SA PENALTIES & INTEREST	1,143.34	234.04	0.00	41.13	0.00
<b>RevCat: 370 - SPECIAL ASSESSMENTS Total:</b>		<b>6,370.08</b>	<b>13,509.63</b>	<b>0.00</b>	<b>152,550.93</b>	<b>0.00</b>
<b>RevCat: 381 - WATER REVENUES</b>						
<a href="#">510.50.0000.3811000</a>	IGH WATER CHARGES	3,246,866.51	2,929,175.54	3,202,500.00	3,072,693.43	3,522,750.00
<a href="#">510.50.0000.3811100</a>	EAGAN WATER CHARGES	191,262.47	254,701.38	224,750.00	391,975.18	247,225.00
<a href="#">510.50.0000.3811200</a>	SSP WATER CHARGES	1,795.49	1,993.15	1,850.00	1,860.33	2,000.00
<a href="#">510.50.0000.3812000</a>	WATER SALES-PENALTIES	525.00	52,241.05	60,000.00	41,224.34	65,000.00
<a href="#">510.50.0000.3813000</a>	OTHER WATER CHGS/SERVICES	119,422.84	107,901.31	100,000.00	10,005.08	0.00
<a href="#">510.50.0000.3814000</a>	METER SALES - WD	36,077.50	49,252.75	60,000.00	32,998.56	50,000.00
<a href="#">510.50.0000.3815000</a>	SWSE AGREEMENT-PINE BEND	0.00	0.00	37,250.00	0.00	43,000.00
<b>RevCat: 381 - WATER REVENUES Total:</b>		<b>3,595,949.81</b>	<b>3,395,265.18</b>	<b>3,686,350.00</b>	<b>3,550,756.92</b>	<b>3,929,975.00</b>

DRAFT

	2021 Total Activity	2022 Total Activity	2023 Total Budget	2023 YTD 10/31/2023	2024 Budget
<b>RevCat: 390 - OTHER FINANCING SOURCES</b>					
<a href="#">510.50.0000.3970000</a> CAPITAL CONTRIBUTIONS	1,492.00	700,701.39	0.00	0.00	0.00
<a href="#">510.59.0000.3911000</a> OPERATING TRANSFERS IN	39,495.13	468,902.00	0.00	0.00	0.00
<b>RevCat: 390 - OTHER FINANCING SOURCES Total:</b>	<b>40,987.13</b>	<b>1,169,603.39</b>	<b>0.00</b>	<b>0.00</b>	<b>0.00</b>
<b>Fund: 510 - WATER-OPERATING FUND Total:</b>	<b>3,629,124.34</b>	<b>4,428,001.37</b>	<b>3,738,850.00</b>	<b>3,747,214.28</b>	<b>3,950,475.00</b>

DRAFT



	2021 Total Activity	2022 Total Activity	2023 Total Budget	2023 YTD 10/31/2023	2024 Budget
<b>Fund: 510 - WATER-OPERATING FUND</b>					
10 - WAGES & BENEFITS	692,094.07	688,355.03	776,300.00	618,887.14	832,800.00
30 - PROFESSIONAL / TECHNICAL SERVICES	75,943.45	139,806.02	120,500.00	64,932.30	177,500.00
40 - PURCHASED SERVICES PROPERTY/EQUIPMENT	1,011,467.79	1,146,251.30	1,109,670.00	743,790.09	1,135,885.00
50 - OTHER PURCHASED SERVICES	88,440.77	85,045.00	101,860.00	81,680.89	97,785.00
60 - SUPPLIES	100,483.21	112,138.89	212,100.00	213,510.83	276,900.00
70 - OTHER EXPENSES / EXPENDITURES	1,312,867.78	1,344,322.19	1,343,500.00	1,140,738.09	1,465,500.00
75 - COSTS OF SALES	25,827.67	95,035.08	104,000.00	74,015.98	89,000.00
80 - CAPITAL OUTLAY	0.00	33.28	0.00	0.00	0.00
90 - DEBT SERVICE	-3,029.25	0.00	0.00	0.00	0.00
91 - OTHER	280,563.47	698,274.00	0.00	6,226,369.00	0.00
<b>Fund: 510 - WATER-OPERATING FUND Total:</b>	<b>3,584,658.96</b>	<b>4,309,260.79</b>	<b>3,767,930.00</b>	<b>9,163,924.32</b>	<b>4,075,370.00</b>

DRAFT



		2021 Total Activity	2022 Total Activity	2023 Total Budget	2023 YTD 10/31/2023	2024 Budget
<b>Fund: 510 - WATER-OPERATING FUND</b>						
<b>Category: 10 - WAGES &amp; BENEFITS</b>						
<a href="#">510.50.7100.512.10100</a>	FULL-TIME EMPLOYEES	492,229.44	477,437.76	514,800.00	417,809.05	568,100.00
<a href="#">510.50.7100.512.10300</a>	EMPLOYEES-NON BENEFITED	11,067.94	10,189.49	11,800.00	9,880.00	12,200.00
<a href="#">510.50.7100.512.10400</a>	OVERTIME	21,144.63	13,814.42	35,800.00	19,911.35	30,000.00
<a href="#">510.50.7100.512.20100</a>	INSURANCE-CASH OPTION	29,162.64	29,884.14	30,800.00	24,885.63	31,500.00
<a href="#">510.50.7100.512.20300</a>	EMPLOYER SOCIAL SECURITY	32,075.45	32,346.71	34,900.00	28,620.19	37,800.00
<a href="#">510.50.7100.512.20350</a>	EMPLOYER MEDICARE	7,521.48	7,565.76	8,200.00	6,694.22	8,800.00
<a href="#">510.50.7100.512.20400</a>	EMPLOYER PERA	35,837.90	36,725.51	42,200.00	32,673.12	45,800.00
<a href="#">510.50.7100.512.20550</a>	PENSION EXPENSE	-50,555.00	34,156.00	0.00	0.00	0.00
<a href="#">510.50.7100.512.20600</a>	MEDICAL INSURANCE	61,123.53	64,368.03	72,500.00	57,370.90	81,200.00
<a href="#">510.50.7100.512.20620</a>	LIFE INSURANCE	579.20	678.94	700.00	557.71	800.00
<a href="#">510.50.7100.512.20630</a>	LTD INSURANCE	1,221.50	1,494.31	1,500.00	1,233.67	1,800.00
<a href="#">510.50.7100.512.20720</a>	FLEX/COMP ACCOUNT FEE	565.87	383.69	400.00	334.60	400.00
<a href="#">510.50.7100.512.20750</a>	WORKERS COMPENSATION	21,600.00	21,600.00	22,700.00	18,916.70	14,400.00
<a href="#">510.50.7100.512.20800</a>	COMPENSATED ABSENCES	26,717.49	-39,853.73	0.00	0.00	0.00
<a href="#">510.50.7100.512.20850</a>	OPEB	1,802.00	-2,436.00	0.00	0.00	0.00
<b>Category: 10 - WAGES &amp; BENEFITS Total:</b>		<b>692,094.07</b>	<b>688,355.03</b>	<b>776,300.00</b>	<b>618,887.14</b>	<b>832,800.00</b>
<b>Category: 30 - PROFESSIONAL / TECHNICAL SERVICES</b>						
<a href="#">510.50.7100.512.30300</a>	ENGINEERING CONSULTANTS	2,250.50	412.50	25,000.00	0.00	0.00
<a href="#">510.50.7100.512.30420</a>	LEGAL SERVICES	0.00	0.00	2,000.00	0.00	2,000.00
<a href="#">510.50.7100.512.30700</a>	OTHER PROFESSIONAL SERVICES	73,692.95	139,393.52	93,500.00	64,932.30	175,500.00
<b>Category: 30 - PROFESSIONAL / TECHNICAL SERVICES Total:</b>		<b>75,943.45</b>	<b>139,806.02</b>	<b>120,500.00</b>	<b>64,932.30</b>	<b>177,500.00</b>
<b>Category: 40 - PURCHASED SERVICES PROPERTY/EQUIPMENT</b>						
<a href="#">510.50.7100.512.40005</a>	WATER SERVICES-EAGAN/SSP	202,593.37	268,242.88	226,600.00	135,293.01	362,000.00
<a href="#">510.50.7100.512.40010</a>	GAS UTILITY SERVICES	21,204.49	21,927.59	51,000.00	20,782.57	39,000.00
<a href="#">510.50.7100.512.40015</a>	SEWER UTILITY SERVICES	24,686.39	23,380.89	35,500.00	48,501.68	36,000.00
<a href="#">510.50.7100.512.40020</a>	ELECTRIC UTILITY SERVICES	299,864.42	385,147.88	380,000.00	300,849.10	350,000.00

DRAFT

		2021 Total Activity	2022 Total Activity	2023 Total Budget	2023 YTD 10/31/2023	2024 Budget
<a href="#">510.50.7100.512.40030</a>	STORM WATER UTILITY SERVICE	1,497.45	1,848.98	1,400.00	1,885.60	2,800.00
<a href="#">510.50.7100.512.40040</a>	REPAIR & MAINT - BUILDINGS	126,314.64	50,053.50	90,570.00	61,416.72	31,000.00
<a href="#">510.50.7100.512.40042</a>	REPAIR & MAINT - EQUIPMENT	75,106.01	62,516.73	126,000.00	21,896.60	11,000.00
<a href="#">510.50.7100.512.40043</a>	REPAIR & MAINT - UTILITIES	71,623.86	71,890.55	27,000.00	19,929.46	35,000.00
<a href="#">510.50.7100.512.40044</a>	REPAIR & MAINT - OFFICE EQU...	0.00	248.68	500.00	0.00	0.00
<a href="#">510.50.7100.512.40046</a>	REPAIR & MAINT - ROAD	53,877.16	105,379.60	10,000.00	390.29	100,000.00
<a href="#">510.50.7100.512.40050</a>	RENTAL OF EQUIPMENT	0.00	0.00	1,500.00	0.00	1,000.00
<a href="#">510.50.7100.512.40065</a>	OTHER RENTALS	0.00	314.10	1,000.00	678.46	1,000.00
<a href="#">510.50.7100.512.40070</a>	CENTRAL EQUIP ALLOCATION	125,900.04	127,599.96	130,900.00	109,083.30	128,000.00
<a href="#">510.50.7100.512.40075</a>	CITY FACILITIES ALLOCATION	8,799.96	27,699.96	27,700.00	23,083.30	39,085.00
<b>Category: 40 - PURCHASED SERVICES PROPERTY/EQUIPMENT Total:</b>		<b>1,011,467.79</b>	<b>1,146,251.30</b>	<b>1,109,670.00</b>	<b>743,790.09</b>	<b>1,135,885.00</b>
<b>Category: 50 - OTHER PURCHASED SERVICES</b>						
<a href="#">510.50.7100.512.50019</a>	INSURANCE ALLOCATION	63,900.00	63,900.00	63,700.00	53,083.30	60,400.00
<a href="#">510.50.7100.512.50020</a>	TELEPHONE	250.00	1,590.00	0.00	0.00	0.00
<a href="#">510.50.7100.512.50025</a>	ADVERTISING/PUBLISHED NOT...	0.00	121.26	0.00	0.00	0.00
<a href="#">510.50.7100.512.50030</a>	PRINTING & BINDING	657.00	936.50	7,900.00	3,446.72	8,000.00
<a href="#">510.50.7100.512.50032</a>	PRINT. & BIND. INSIGHTS	7,594.79	2,490.20	2,000.00	0.00	0.00
<a href="#">510.50.7100.512.50035</a>	POSTAGE/DELIVERY	12,052.52	10,293.70	13,300.00	14,095.25	15,000.00
<a href="#">510.50.7100.512.50070</a>	DUES, LICENSES & SUBSCRIPTI...	3,269.59	2,958.00	4,400.00	3,330.75	4,035.00
<a href="#">510.50.7100.512.50072</a>	DIVISION SOFTWARE	0.00	0.00	7,000.00	3,109.95	5,500.00
<a href="#">510.50.7100.512.50075</a>	MEALS AND LODGING	0.00	227.50	1,400.00	93.16	1,500.00
<a href="#">510.50.7100.512.50080</a>	CONFERENCES AND SEMINARS	716.87	2,527.84	2,160.00	4,521.76	3,350.00
<b>Category: 50 - OTHER PURCHASED SERVICES Total:</b>		<b>88,440.77</b>	<b>85,045.00</b>	<b>101,860.00</b>	<b>81,680.89</b>	<b>97,785.00</b>
<b>Category: 60 - SUPPLIES</b>						
<a href="#">510.50.7100.512.60010</a>	SUPPLIES - OFFICE	166.30	430.86	0.00	1,516.80	1,000.00
<a href="#">510.50.7100.512.60011</a>	SUPPLIES-JANITOR/CLEANING	1,212.10	276.63	1,000.00	291.81	1,000.00
<a href="#">510.50.7100.512.60012</a>	SUPPLIES - SHOP	0.00	0.00	0.00	313.62	0.00
<a href="#">510.50.7100.512.60016</a>	SUPPLIES - MAINTENANCE	30,469.93	47,467.11	50,000.00	32,943.52	45,000.00
<a href="#">510.50.7100.512.60019</a>	SUPPLIES-UTIL SYS (CHEM)	60,290.97	52,575.46	100,000.00	128,032.77	170,000.00
<a href="#">510.50.7100.512.60040</a>	SM TOOLS & MISC EQUIPMENT	1,113.61	2,960.07	3,500.00	3,561.75	3,500.00
<a href="#">510.50.7100.512.60041</a>	SMALL COMPUTER HARDWARE	204.48	0.00	0.00	0.00	0.00
<a href="#">510.50.7100.512.60045</a>	UNIFORMS & CLOTHING	3,475.72	4,335.96	4,000.00	3,288.09	4,500.00

		2021 Total Activity	2022 Total Activity	2023 Total Budget	2023 YTD 10/31/2023	2024 Budget
<a href="#">510.50.7100.512.60065</a>	SUPPLIES - OTHER	450.14	1,292.84	1,500.00	145.77	1,500.00
<a href="#">510.50.7100.512.60070</a>	CENTRAL STORES ALLOCATION	300.00	300.00	0.00	0.00	0.00
<a href="#">510.50.7100.512.60071</a>	TECHNOLOGY ALLOCATION	2,799.96	2,499.96	52,100.00	43,416.70	50,400.00
	<b>Category: 60 - SUPPLIES Total:</b>	<b>100,483.21</b>	<b>112,138.89</b>	<b>212,100.00</b>	<b>213,510.83</b>	<b>276,900.00</b>
	<b>Category: 70 - OTHER EXPENSES / EXPENDITURES</b>					
<a href="#">510.50.7100.512.70100</a>	DEPRECIATION EXPENSE	986,000.40	998,865.70	1,000,000.00	833,333.30	1,123,500.00
<a href="#">510.50.7100.512.70440</a>	BANK CHARGES / CREDIT CARD	29,825.93	40,977.87	30,000.00	44,967.22	50,000.00
<a href="#">510.50.7100.512.70460</a>	BAD DEBTS/NSF CHECKS	300.00	0.00	0.00	0.00	0.00
<a href="#">510.50.7100.512.70510</a>	UT SERVICE FOR LIBRARY	2,241.41	1,878.58	2,000.00	2,854.27	2,000.00
<a href="#">510.50.7100.512.70700</a>	ADMINISTRATIVE CHARGES	294,500.04	302,600.04	311,500.00	259,583.30	290,000.00
	<b>Category: 70 - OTHER EXPENSES / EXPENDITURES Total:</b>	<b>1,312,867.78</b>	<b>1,344,322.19</b>	<b>1,343,500.00</b>	<b>1,140,738.09</b>	<b>1,465,500.00</b>
	<b>Category: 75 - COSTS OF SALES</b>					
<a href="#">510.50.7100.512.75500</a>	METERS	25,827.67	95,035.08	104,000.00	74,015.98	89,000.00
	<b>Category: 75 - COSTS OF SALES Total:</b>	<b>25,827.67</b>	<b>95,035.08</b>	<b>104,000.00</b>	<b>74,015.98</b>	<b>89,000.00</b>
	<b>Category: 80 - CAPITAL OUTLAY</b>					
<a href="#">510.50.7100.512.80100</a>	LAND	0.00	33.28	0.00	0.00	0.00
	<b>Category: 80 - CAPITAL OUTLAY Total:</b>	<b>0.00</b>	<b>33.28</b>	<b>0.00</b>	<b>0.00</b>	<b>0.00</b>
	<b>Category: 90 - DEBT SERVICE</b>					
<a href="#">510.57.9000.570.90500</a>	AMORTIZATION	-3,029.25	0.00	0.00	0.00	0.00
	<b>Category: 90 - DEBT SERVICE Total:</b>	<b>-3,029.25</b>	<b>0.00</b>	<b>0.00</b>	<b>0.00</b>	<b>0.00</b>
	<b>Category: 91 - OTHER</b>					
<a href="#">510.57.9200.590.91100</a>	OPERATING TRANSFERS OUT	280,563.47	698,274.00	0.00	6,226,369.00	0.00
	<b>Category: 91 - OTHER Total:</b>	<b>280,563.47</b>	<b>698,274.00</b>	<b>0.00</b>	<b>6,226,369.00</b>	<b>0.00</b>
	<b>Fund: 510 - WATER-OPERATING FUND Total:</b>	<b>3,584,658.96</b>	<b>4,309,260.79</b>	<b>3,767,930.00</b>	<b>9,163,924.32</b>	<b>4,075,370.00</b>

DRAFT



	2021 Total Activity	2022 Total Activity	2023 Total Budget	2023 YTD 10/31/2023	2024 Budget
<b>Fund: 511 - WATER-CAPITAL FUND</b>					
<b>Revenue</b>					
<a href="#">511.00.0000.3610000</a>					
INVESTMENT INTEREST	6,555.70	16,605.72	10,000.00	91,145.89	75,000.00
<a href="#">511.00.0000.3611000</a>					
ACCRUED INTEREST RECEIVABLE	4,111.78	2,584.03	0.00	0.00	0.00
<a href="#">511.00.0000.3612000</a>					
FAIR MARKET VALUE ALLOCAT...	-12,911.79	-53,395.97	0.00	0.00	0.00
<a href="#">511.43.0000.3431000</a>					
CONNECTION FEES WATER - BC	439,997.50	488,354.20	0.00	0.00	0.00
<a href="#">511.43.0000.3432500</a>					
WATER TREATMENT PLANT FEE...	235,560.00	202,440.00	0.00	0.00	0.00
<a href="#">511.43.0000.3701000</a>					
SA CURRENT	867.44	26.11	0.00	0.00	0.00
<a href="#">511.43.0000.3702000</a>					
SA DELINQUENT	0.00	0.00	0.00	60.11	0.00
<a href="#">511.43.0000.3706000</a>					
SA PENALTIES & INTEREST	6.77	0.00	0.00	7.35	0.00
<a href="#">511.50.0000.3300500</a>					
FEDERAL GRANT-ARPA	0.00	0.00	0.00	0.00	2,500,000.00
<a href="#">511.50.0000.3431100</a>					
PLAT CONNECTION FEE	0.00	0.00	0.00	25,021.00	25,000.00
<a href="#">511.50.0000.3431200</a>					
PERMIT CONNECTION FEE	0.00	0.00	250,000.00	365,880.00	350,000.00
<a href="#">511.50.0000.3431300</a>					
CORE CONNECTION FEE	0.00	0.00	0.00	204,840.00	200,000.00
<a href="#">511.50.0000.3431400</a>					
WATER TREATMENT PLANT FEE	0.00	0.00	150,000.00	127,710.00	150,000.00
<a href="#">511.50.0000.3920000</a>					
MN PFA GO LOAN PROCEEDS	0.00	0.00	0.00	0.00	2,706,000.00
<a href="#">511.59.0000.3911000</a>					
OPERATING TRANSFERS IN	0.00	0.00	0.00	10,266,957.02	1,123,500.00
<b>Revenue Total:</b>	<b>674,187.40</b>	<b>656,614.09</b>	<b>410,000.00</b>	<b>11,081,621.37</b>	<b>7,129,500.00</b>
<b>Expense</b>					
<a href="#">511.50.7100.512.30300</a>					
ENGINEERING CONSULTANTS	0.00	0.00	500,000.00	79,144.62	0.00
<a href="#">511.50.7100.512.40040</a>					
REPAIR & MAINT - BUILDINGS	0.00	0.00	0.00	0.00	125,000.00
<a href="#">511.50.7100.512.40043</a>					
REPAIR & MAINT - UTILITIES	0.00	9,678.49	315,000.00	120,115.15	190,000.00
<a href="#">511.50.7100.512.50065</a>					
TRAVEL	0.00	0.00	0.00	3.28	0.00
<a href="#">511.50.7100.512.80300</a>					
IMPROVEMENTS (NON-BLDG)	0.00	0.00	0.00	0.00	5,206,000.00
<a href="#">511.57.9200.590.91100</a>					
OPERATING TRANSFERS OUT	201,487.50	202,150.00	1,033,500.00	553,028.60	920,839.00
<b>Expense Total:</b>	<b>201,487.50</b>	<b>211,828.49</b>	<b>1,848,500.00</b>	<b>752,291.65</b>	<b>6,441,839.00</b>
<b>Fund: 511 - WATER-CAPITAL FUND Surplus (Deficit):</b>	<b>472,699.90</b>	<b>444,785.60</b>	<b>-1,438,500.00</b>	<b>10,329,329.72</b>	<b>687,661.00</b>

DRAFT

2024 Operating Transfers Out  
 \$ 910,089 PM - Local Streets  
 10,750 PM - Partnership Projects  
 \$ 920,839



	2021 Total Activity	2022 Total Activity	2023 Total Budget	2023 YTD 10/31/2023	2024 Budget
<b>Fund: 520 - SEWER-OPERATING FUND</b>					
360 - MISCELLANEOUS REVENUES	-31,841.22	-137,579.62	45,000.00	38,205.30	18,000.00
382 - SEWER REVENUES	3,874,237.65	4,159,937.24	4,330,770.00	3,850,155.97	4,676,125.00
390 - OTHER FINANCING SOURCES	195,439.00	408,733.86	0.00	0.00	0.00
<b>Fund: 520 - SEWER-OPERATING FUND Total:</b>	<b>4,037,835.43</b>	<b>4,431,091.48</b>	<b>4,375,770.00</b>	<b>3,888,361.27</b>	<b>4,694,125.00</b>

DRAFT



	2021 Total Activity	2022 Total Activity	2023 Total Budget	2023 YTD 10/31/2023	2024 Budget	
<b>Fund: 520 - SEWER-OPERATING FUND</b>						
<b>RevCat: 360 - MISCELLANEOUS REVENUES</b>						
<a href="#">520.00.0000.3610000</a>	INVESTMENT INTEREST	39,056.26	70,527.67	45,000.00	38,205.30	18,000.00
<a href="#">520.00.0000.3611000</a>	ACCRUED INTEREST RECEIVABLE	19,836.14	4,977.98	0.00	0.00	0.00
<a href="#">520.00.0000.3612000</a>	FAIR MARKET VALUE ALLOCAT...	-91,116.62	-216,591.27	0.00	0.00	0.00
<a href="#">520.51.0000.3600000</a>	PERA PENSION OTHER REVENUE	383.00	3,506.00	0.00	0.00	0.00
<b>RevCat: 360 - MISCELLANEOUS REVENUES Total:</b>		<b>-31,841.22</b>	<b>-137,579.62</b>	<b>45,000.00</b>	<b>38,205.30</b>	<b>18,000.00</b>
<b>RevCat: 382 - SEWER REVENUES</b>						
<a href="#">520.51.0000.3821000</a>	IGH SEWER CHARGES	3,631,076.27	3,875,658.04	3,975,000.00	3,459,775.81	4,273,125.00
<a href="#">520.51.0000.3821100</a>	EAGAN SEWER CHARGES	140,273.30	180,177.18	213,000.00	342,271.04	250,000.00
<a href="#">520.51.0000.3821200</a>	SSP SEWER CHARGES	2,688.61	2,970.88	2,770.00	2,446.92	3,000.00
<a href="#">520.51.0000.3822000</a>	SEWER CHARGES-PENALTIES	525.00	6,633.93	45,000.00	45,662.20	55,000.00
<a href="#">520.51.0000.3823000</a>	OTHER SEWER CHGS/SERVICES	99,674.47	94,497.21	95,000.00	0.00	95,000.00
<b>RevCat: 382 - SEWER REVENUES Total:</b>		<b>3,874,237.65</b>	<b>4,159,937.24</b>	<b>4,330,770.00</b>	<b>3,850,155.97</b>	<b>4,676,125.00</b>
<b>RevCat: 390 - OTHER FINANCING SOURCES</b>						
<a href="#">520.51.0000.3970000</a>	CAPITAL CONTRIBUTIONS	120,439.00	-99,244.14	0.00	0.00	0.00
<a href="#">520.59.0000.3911000</a>	OPERATING TRANSFERS IN	75,000.00	507,978.00	0.00	0.00	0.00
<b>RevCat: 390 - OTHER FINANCING SOURCES Total:</b>		<b>195,439.00</b>	<b>408,733.86</b>	<b>0.00</b>	<b>0.00</b>	<b>0.00</b>
<b>Fund: 520 - SEWER-OPERATING FUND Total:</b>		<b>4,037,835.43</b>	<b>4,431,091.48</b>	<b>4,375,770.00</b>	<b>3,888,361.27</b>	<b>4,694,125.00</b>

DRAFT



	2021 Total Activity	2022 Total Activity	2023 Total Budget	2023 YTD 10/31/2023	2024 Budget
<b>Fund: 520 - SEWER-OPERATING FUND</b>					
10 - WAGES & BENEFITS	366,373.34	553,000.67	438,300.00	352,593.08	484,500.00
30 - PROFESSIONAL / TECHNICAL SERVICES	6,938.97	62,929.57	24,000.00	22,059.78	36,000.00
40 - PURCHASED SERVICES PROPERTY/EQUIPMENT	2,301,474.99	2,487,829.03	2,620,570.00	2,141,780.83	2,830,040.00
50 - OTHER PURCHASED SERVICES	43,892.13	43,696.42	56,600.00	43,963.52	49,600.00
60 - SUPPLIES	6,862.27	6,811.28	32,200.00	22,650.55	33,700.00
70 - OTHER EXPENSES / EXPENDITURES	1,119,802.30	1,131,365.86	1,111,900.00	971,510.91	1,140,480.00
91 - OTHER	73,512.16	393,724.70	0.00	5,547,485.00	0.00
<b>Fund: 520 - SEWER-OPERATING FUND Total:</b>	<b>3,918,856.16</b>	<b>4,679,357.53</b>	<b>4,283,570.00</b>	<b>9,102,043.67</b>	<b>4,574,320.00</b>

DRAFT



		2021 Total Activity	2022 Total Activity	2023 Total Budget	2023 YTD 10/31/2023	2024 Budget
<b>Fund: 520 - SEWER-OPERATING FUND</b>						
<b>Category: 10 - WAGES &amp; BENEFITS</b>						
<a href="#">520.51.7200.514.10100</a>	FULL-TIME EMPLOYEES	273,763.88	293,807.51	291,000.00	236,953.30	331,300.00
<a href="#">520.51.7200.514.10300</a>	EMPLOYEES-NON BENEFITED	6,958.17	10,018.35	11,800.00	9,880.00	12,200.00
<a href="#">520.51.7200.514.10400</a>	OVERTIME	9,141.26	9,403.59	11,000.00	7,230.21	11,300.00
<a href="#">520.51.7200.514.20100</a>	INSURANCE-CASH OPTION	17,270.76	18,764.46	17,800.00	14,407.47	18,500.00
<a href="#">520.51.7200.514.20300</a>	EMPLOYER SOCIAL SECURITY	18,575.75	20,037.61	19,500.00	16,268.95	22,000.00
<a href="#">520.51.7200.514.20350</a>	EMPLOYER MEDICARE	4,354.19	4,685.67	4,500.00	3,804.37	5,100.00
<a href="#">520.51.7200.514.20400</a>	EMPLOYER PERA	21,171.42	22,655.45	25,600.00	18,243.37	26,600.00
<a href="#">520.51.7200.514.20550</a>	PENSION EXPENSE	-50,293.00	122,259.00	0.00	0.00	0.00
<a href="#">520.51.7200.514.20600</a>	MEDICAL INSURANCE	37,146.44	39,966.28	41,200.00	32,616.14	47,500.00
<a href="#">520.51.7200.514.20620</a>	LIFE INSURANCE	300.75	331.35	400.00	245.71	500.00
<a href="#">520.51.7200.514.20630</a>	LTD INSURANCE	699.48	834.10	800.00	683.38	1,100.00
<a href="#">520.51.7200.514.20720</a>	FLEX/COMP ACCOUNT FEE	348.73	247.03	200.00	176.88	200.00
<a href="#">520.51.7200.514.20750</a>	WORKERS COMPENSATION	13,800.00	13,800.00	14,500.00	12,083.30	8,200.00
<a href="#">520.51.7200.514.20800</a>	COMPENSATED ABSENCES	12,191.51	-2,666.73	0.00	0.00	0.00
<a href="#">520.51.7200.514.20850</a>	OPEB	944.00	-1,143.00	0.00	0.00	0.00
<b>Category: 10 - WAGES &amp; BENEFITS Total:</b>		<b>366,373.34</b>	<b>553,000.67</b>	<b>438,300.00</b>	<b>352,593.08</b>	<b>484,500.00</b>
<b>Category: 30 - PROFESSIONAL / TECHNICAL SERVICES</b>						
<a href="#">520.51.7200.514.30300</a>	ENGINEERING CONSULTANTS	0.00	0.00	20,000.00	0.00	0.00
<a href="#">520.51.7200.514.30420</a>	LEGAL SERVICES	0.00	0.00	1,000.00	0.00	1,000.00
<a href="#">520.51.7200.514.30700</a>	OTHER PROFESSIONAL SERVICES	6,938.97	62,929.57	3,000.00	22,059.78	35,000.00
<b>Category: 30 - PROFESSIONAL / TECHNICAL SERVICES Total:</b>		<b>6,938.97</b>	<b>62,929.57</b>	<b>24,000.00</b>	<b>22,059.78</b>	<b>36,000.00</b>
<b>Category: 40 - PURCHASED SERVICES PROPERTY/EQUIPMENT</b>						
<a href="#">520.51.7200.514.40010</a>	GAS UTILITY SERVICES	2,737.87	4,024.98	6,500.00	2,451.08	8,000.00
<a href="#">520.51.7200.514.40015</a>	SEWER UTILITY SERVICES - MET...	2,103,719.30	2,154,519.82	2,180,000.00	1,841,647.94	2,340,000.00
<a href="#">520.51.7200.514.40016</a>	SEWER UTILITY SERVICES - EAG...	0.00	93,778.14	215,770.00	140,605.12	253,000.00
<a href="#">520.51.7200.514.40020</a>	ELECTRIC UTILITY SERVICES	18,329.21	22,231.18	33,000.00	17,750.93	30,000.00

DRAFT

		2021 Total Activity	2022 Total Activity	2023 Total Budget	2023 YTD 10/31/2023	2024 Budget
<a href="#">520.51.7200.514.40030</a>	STORM WATER UTILITY SERVICE	899.17	1,108.97	900.00	0.00	1,300.00
<a href="#">520.51.7200.514.40042</a>	REPAIR & MAINT - EQUIPMENT	7,202.94	12,879.44	15,000.00	2,245.63	30,000.00
<a href="#">520.51.7200.514.40043</a>	REPAIR & MAINT - UTILITIES	37,186.50	46,886.50	12,900.00	6,988.13	12,900.00
<a href="#">520.51.7200.514.40050</a>	RENTAL OF EQUIPMENT	0.00	0.00	800.00	342.00	800.00
<a href="#">520.51.7200.514.40070</a>	CENTRAL EQUIP ALLOCATION	125,900.04	127,599.96	130,900.00	109,083.30	128,000.00
<a href="#">520.51.7200.514.40075</a>	CITY FACILITIES ALLOCATION	5,499.96	24,800.04	24,800.00	20,666.70	26,040.00
<b>Category: 40 - PURCHASED SERVICES PROPERTY/EQUIPMENT Total:</b>		<b>2,301,474.99</b>	<b>2,487,829.03</b>	<b>2,620,570.00</b>	<b>2,141,780.83</b>	<b>2,830,040.00</b>
<b>Category: 50 - OTHER PURCHASED SERVICES</b>						
<a href="#">520.51.7200.514.50019</a>	INSURANCE ALLOCATION	31,299.96	31,299.96	35,400.00	29,500.00	32,500.00
<a href="#">520.51.7200.514.50020</a>	TELEPHONE	250.00	810.00	0.00	0.00	0.00
<a href="#">520.51.7200.514.50030</a>	PRINTING & BINDING	0.00	0.00	3,200.00	0.00	500.00
<a href="#">520.51.7200.514.50035</a>	POSTAGE/DELIVERY	9,319.71	10,293.70	10,300.00	10,273.41	10,600.00
<a href="#">520.51.7200.514.50070</a>	DUES, LICENSES & SUBSCRIPTI...	0.00	0.00	0.00	60.00	0.00
<a href="#">520.51.7200.514.50072</a>	DIVISION SOFTWARE	0.00	0.00	5,000.00	3,109.95	3,300.00
<a href="#">520.51.7200.514.50080</a>	CONFERENCES AND SEMINARS	3,022.46	1,292.76	2,700.00	1,020.16	2,700.00
<b>Category: 50 - OTHER PURCHASED SERVICES Total:</b>		<b>43,892.13</b>	<b>43,696.42</b>	<b>56,600.00</b>	<b>43,963.52</b>	<b>49,600.00</b>
<b>Category: 60 - SUPPLIES</b>						
<a href="#">520.51.7200.514.60010</a>	SUPPLIES - OFFICE	166.30	430.86	0.00	855.60	500.00
<a href="#">520.51.7200.514.60016</a>	SUPPLIES - MAINTENANCE	2,866.63	107.00	5,000.00	372.76	5,000.00
<a href="#">520.51.7200.514.60040</a>	SM TOOLS & MISC EQUIPMENT	459.82	530.77	1,500.00	1,480.00	2,000.00
<a href="#">520.51.7200.514.60045</a>	UNIFORMS & CLOTHING	2,569.48	4,403.13	4,000.00	2,525.49	4,500.00
<a href="#">520.51.7200.514.60065</a>	SUPPLIES - OTHER	0.00	239.48	800.00	0.00	500.00
<a href="#">520.51.7200.514.60070</a>	CENTRAL STORES ALLOCATION	300.00	300.00	0.00	0.00	0.00
<a href="#">520.51.7200.514.60071</a>	TECHNOLOGY ALLOCATION	500.04	800.04	20,900.00	17,416.70	21,200.00
<b>Category: 60 - SUPPLIES Total:</b>		<b>6,862.27</b>	<b>6,811.28</b>	<b>32,200.00</b>	<b>22,650.55</b>	<b>33,700.00</b>
<b>Category: 70 - OTHER EXPENSES / EXPENDITURES</b>						
<a href="#">520.51.7200.514.70100</a>	DEPRECIATION EXPENSE	795,288.40	787,495.71	800,000.00	666,666.70	800,000.00
<a href="#">520.51.7200.514.70440</a>	BANK CHARGES / CREDIT CARD	29,825.92	40,977.87	0.00	44,967.24	50,000.00
<a href="#">520.51.7200.514.70510</a>	UT SERVICE FOR LIBRARY	187.94	292.24	400.00	293.67	480.00
<a href="#">520.51.7200.514.70700</a>	ADMINISTRATIVE CHARGES	294,500.04	302,600.04	311,500.00	259,583.30	290,000.00
<b>Category: 70 - OTHER EXPENSES / EXPENDITURES Total:</b>		<b>1,119,802.30</b>	<b>1,131,365.86</b>	<b>1,111,900.00</b>	<b>971,510.91</b>	<b>1,140,480.00</b>

Category: 91 - OTHER  
[520.57.9200.590.91100](#)


	2021 Total Activity	2022 Total Activity	2023 Total Budget	2023 YTD 10/31/2023	2024 Budget
OPERATING TRANSFERS OUT	73,512.16	393,724.70	0.00	5,547,485.00	0.00
<b>Category: 91 - OTHER Total:</b>	<b>73,512.16</b>	<b>393,724.70</b>	<b>0.00</b>	<b>5,547,485.00</b>	<b>0.00</b>
<b>Fund: 520 - SEWER-OPERATING FUND Total:</b>	<b>3,918,856.16</b>	<b>4,679,357.53</b>	<b>4,283,570.00</b>	<b>9,102,043.67</b>	<b>4,574,320.00</b>

DRAFT



	2021 Total Activity	2022 Total Activity	2023 Total Budget	2023 YTD 10/31/2023	2024 Budget	
<b>Fund: 521 - SEWER-CAPITAL FUND</b>						
<b>Revenue</b>						
<a href="#">521.00.0000.3610000</a>	INVESTMENT INTEREST	12,504.05	21,307.95	15,000.00	34,721.26	35,000.00
<a href="#">521.00.0000.3611000</a>	ACCRUED INTEREST RECEIVABLE	6,723.76	1,350.71	0.00	0.00	0.00
<a href="#">521.00.0000.3612000</a>	FAIR MARKET VALUE ALLOCAT...	-28,037.83	-65,779.95	0.00	0.00	0.00
<a href="#">521.43.0000.3432000</a>	CONNECTION FEES SEWER	193,510.00	169,480.00	0.00	0.00	0.00
<a href="#">521.43.0000.3701000</a>	SA CURRENT	3,471.12	1,488.46	0.00	0.00	0.00
<a href="#">521.43.0000.3702000</a>	SA DELINQUENT	0.00	0.00	0.00	240.46	0.00
<a href="#">521.43.0000.3706000</a>	SA PENALTIES & INTEREST	27.08	0.00	0.00	29.39	0.00
<a href="#">521.51.0000.3432100</a>	PLAT CONNECTION FEE	0.00	0.00	0.00	44,968.00	45,000.00
<a href="#">521.51.0000.3432200</a>	PERMIT CONNECTION FEE	0.00	0.00	100,000.00	565,550.00	500,000.00
<a href="#">521.51.0000.3432300</a>	CORE CONNECTION FEE	0.00	0.00	0.00	64,691.00	75,000.00
<a href="#">521.51.0000.3432700</a>	B-LINE SPECIAL CONNECTION ...	0.00	8,280.00	0.00	2,930.00	0.00
<a href="#">521.59.0000.3911000</a>	OPERATING TRANSFERS IN	0.00	56,640.00	0.00	5,547,485.00	800,000.00
	<b>Revenue Total:</b>	<b>188,198.18</b>	<b>192,767.17</b>	<b>115,000.00</b>	<b>6,260,615.11</b>	<b>1,455,000.00</b>
<b>Expense</b>						
<a href="#">521.51.7200.514.40043</a>	REPAIR & MAINT - UTILITIES	0.00	0.00	400,000.00	0.00	740,000.00
<a href="#">521.51.7200.514.50025</a>	ADVERTISING/PUBLISH NOTICES	0.00	0.00	0.00	73.50	0.00
<a href="#">521.57.9000.570.30700</a>	OTHER PROFESSIONAL SERVICES	0.00	0.00	0.00	1,550.00	2,975.00
<a href="#">521.57.9000.570.90100</a>	PRINCIPAL PAYMENTS	0.00	0.00	0.00	750,000.00	780,000.00
<a href="#">521.57.9000.570.90200</a>	INTEREST PAYMENTS	0.00	22,271.00	0.00	288,275.00	262,575.00
<a href="#">521.57.9000.570.90300</a>	PAYING AGENT FEES	0.00	0.00	0.00	1,425.00	0.00
<a href="#">521.57.9000.570.90500</a>	AMORTIZATION	0.00	-40,057.95	0.00	0.00	0.00
<a href="#">521.57.9200.590.91100</a>	OPERATING TRANSFERS OUT	0.00	-600,760.00	593,500.00	845,960.85	715,169.00
	<b>Expense Total:</b>	<b>0.00</b>	<b>-618,546.95</b>	<b>993,500.00</b>	<b>1,887,284.35</b>	<b>2,500,719.00</b>
	<b>Fund: 521 - SEWER-CAPITAL FUND Surplus (Deficit):</b>	<b>188,198.18</b>	<b>811,314.12</b>	<b>-878,500.00</b>	<b>4,373,330.76</b>	<b>-1,045,719.00</b>

2024 Operating Transfers Out  
 \$ 707,419 PM - Local Streets  
 7,750 PM - Partnership Projects  
 \$ 715,169





	2021 Total Activity	2022 Total Activity	2023 Total Budget	2023 YTD 10/31/2023	2024 Budget
<b>Fund: 530 - STORM WATER-OPERATING</b>					
340 - CHARGES FOR SERVICES	568,683.79	677,138.70	780,850.00	542,036.41	1,041,015.00
360 - MISCELLANEOUS REVENUES	-12,366.64	-5,580.64	2,000.00	3,335.26	5,000.00
370 - SPECIAL ASSESSMENTS	0.00	0.00	0.00	4,926.95	0.00
390 - OTHER FINANCING SOURCES	7,691,994.00	447,193.66	0.00	41.31	0.00
<b>Fund: 530 - STORM WATER-OPERATING Total:</b>	<b>8,248,311.15</b>	<b>1,118,751.72</b>	<b>782,850.00</b>	<b>550,339.93</b>	<b>1,046,015.00</b>

DRAFT



	2021 Total Activity	2022 Total Activity	2023 Total Budget	2023 YTD 10/31/2023	2024 Budget
<b>Fund: 530 - STORM WATER-OPERATING</b>					
<b>RevCat: 340 - CHARGES FOR SERVICES</b>					
<a href="#">530.43.0000.3433500</a>	527,638.60	649,675.65	750,000.00	510,254.97	1,000,000.00
STORM WATER MGMT FEE					
<a href="#">530.43.0000.3433501</a>	21,265.66	23,568.68	23,000.00	21,409.31	26,100.00
STORM WATER MGMT FEE - E...					
<a href="#">530.43.0000.3433502</a>	336.24	363.12	350.00	294.12	415.00
STORM WATER MGMT FEE - SSP					
<a href="#">530.43.0000.3433600</a>	-2.06	936.67	5,000.00	10,078.01	12,000.00
STORM WATER CHG-PENALTIES					
<a href="#">530.43.0000.3434000</a>	2,646.35	2,594.58	2,500.00	0.00	2,500.00
OTHER BILLING CHARGES					
<a href="#">530.43.0000.3434500</a>	16,799.00	0.00	0.00	0.00	0.00
STORM WATER MODELING FEES					
<b>RevCat: 340 - CHARGES FOR SERVICES Total:</b>	<b>568,683.79</b>	<b>677,138.70</b>	<b>780,850.00</b>	<b>542,036.41</b>	<b>1,041,015.00</b>
<b>RevCat: 360 - MISCELLANEOUS REVENUES</b>					
<a href="#">530.00.0000.3610000</a>	3,704.87	3,531.03	2,000.00	3,335.26	5,000.00
INVESTMENT INTEREST					
<a href="#">530.00.0000.3611000</a>	-418.21	-729.99	0.00	0.00	0.00
ACCRUED INTEREST RECEIVABLE					
<a href="#">530.00.0000.3612000</a>	-15,653.30	-9,179.68	0.00	0.00	0.00
FAIR MARKET VALUE ALLOCAT...					
<a href="#">530.50.0000.3600000</a>	0.00	798.00	0.00	0.00	0.00
PERA PENSION OTHER REVENUE					
<b>RevCat: 360 - MISCELLANEOUS REVENUES Total:</b>	<b>-12,366.64</b>	<b>-5,580.64</b>	<b>2,000.00</b>	<b>3,335.26</b>	<b>5,000.00</b>
<b>RevCat: 370 - SPECIAL ASSESSMENTS</b>					
<a href="#">530.43.0000.3701000</a>	0.00	0.00	0.00	4,926.95	0.00
SA CURRENT					
<b>RevCat: 370 - SPECIAL ASSESSMENTS Total:</b>	<b>0.00</b>	<b>0.00</b>	<b>0.00</b>	<b>4,926.95</b>	<b>0.00</b>
<b>RevCat: 390 - OTHER FINANCING SOURCES</b>					
<a href="#">530.59.0000.3911000</a>	0.00	45,732.75	0.00	41.31	0.00
OPERATING TRANSFERS IN					
<a href="#">530.74.0000.3970000</a>	7,691,994.00	401,460.91	0.00	0.00	0.00
CAPITAL CONTRIBUTIONS					
<b>RevCat: 390 - OTHER FINANCING SOURCES Total:</b>	<b>7,691,994.00</b>	<b>447,193.66</b>	<b>0.00</b>	<b>41.31</b>	<b>0.00</b>
<b>Fund: 530 - STORM WATER-OPERATING Total:</b>	<b>8,248,311.15</b>	<b>1,118,751.72</b>	<b>782,850.00</b>	<b>550,339.93</b>	<b>1,046,015.00</b>

DRAFT



	2021 Total Activity	2022 Total Activity	2023 Total Budget	2023 YTD 10/31/2023	2024 Budget
<b>Fund: 530 - STORM WATER-OPERATING</b>					
10 - WAGES & BENEFITS	169,776.21	281,001.68	216,200.00	157,284.19	303,500.00
30 - PROFESSIONAL / TECHNICAL SERVICES	148,825.64	62,538.66	80,000.00	1,814.80	105,000.00
40 - PURCHASED SERVICES PROPERTY/EQUIPMENT	117,379.01	199,782.04	185,450.00	252,935.02	213,970.00
50 - OTHER PURCHASED SERVICES	50,882.07	54,320.01	60,000.00	58,223.44	64,300.00
60 - SUPPLIES	275.00	275.00	10,350.00	8,691.70	10,000.00
70 - OTHER EXPENSES / EXPENDITURES	236,027.66	970.80	240,600.00	200,837.70	241,010.00
80 - CAPITAL OUTLAY	0.00	9,853.12	75,000.00	0.00	0.00
91 - OTHER	-182,695.18	164,568.32	62,500.00	37,500.00	62,500.00
<b>Fund: 530 - STORM WATER-OPERATING Total:</b>	<b>540,470.41</b>	<b>773,309.63</b>	<b>930,100.00</b>	<b>717,286.85</b>	<b>1,000,280.00</b>

DRAFT



		2021 Total Activity	2022 Total Activity	2023 Total Budget	2023 YTD 10/31/2023	2024 Budget
<b>Fund: 530 - STORM WATER-OPERATING</b>						
<b>Category: 10 - WAGES &amp; BENEFITS</b>						
<a href="#">530.74.5900.741.10100</a>	FULL-TIME EMPLOYEES	115,809.13	104,164.04	156,200.00	112,710.77	214,600.00
<a href="#">530.74.5900.741.10400</a>	OVERTIME	1,686.41	911.58	1,500.00	261.40	0.00
<a href="#">530.74.5900.741.20100</a>	INSURANCE-CASH OPTION	6,949.80	5,873.55	7,400.00	5,444.01	11,400.00
<a href="#">530.74.5900.741.20300</a>	EMPLOYER SOCIAL SECURITY	7,389.09	6,336.36	9,700.00	6,477.37	13,300.00
<a href="#">530.74.5900.741.20350</a>	EMPLOYER MEDICARE	1,759.65	1,481.81	2,300.00	1,514.88	3,100.00
<a href="#">530.74.5900.741.20400</a>	EMPLOYER PERA	8,812.70	7,669.36	11,700.00	8,457.44	16,100.00
<a href="#">530.74.5900.741.20550</a>	PENSION EXPENSE	0.00	127,056.00	0.00	0.00	0.00
<a href="#">530.74.5900.741.20600</a>	MEDICAL INSURANCE	14,973.24	13,681.09	20,100.00	16,460.14	36,700.00
<a href="#">530.74.5900.741.20620</a>	LIFE INSURANCE	168.30	137.07	200.00	150.19	300.00
<a href="#">530.74.5900.741.20630</a>	LTD INSURANCE	364.08	305.61	400.00	286.30	700.00
<a href="#">530.74.5900.741.20720</a>	FLEX/COMP ACCOUNT FEE	160.09	87.76	100.00	21.69	100.00
<a href="#">530.74.5900.741.20750</a>	WORKERS COMPENSATION	6,300.00	6,300.00	6,600.00	5,500.00	7,200.00
<a href="#">530.74.5900.741.20800</a>	COMPENSATED ABSENCES	5,403.72	6,997.45	0.00	0.00	0.00
<b>Category: 10 - WAGES &amp; BENEFITS Total:</b>		<b>169,776.21</b>	<b>281,001.68</b>	<b>216,200.00</b>	<b>157,284.19</b>	<b>303,500.00</b>
<b>Category: 30 - PROFESSIONAL / TECHNICAL SERVICES</b>						
<a href="#">530.74.5900.741.30300</a>	ENGINEERING CONSULTANTS	85,318.16	17,857.19	50,000.00	0.00	0.00
<a href="#">530.74.5900.741.30420</a>	LEGAL SERVICES	228.00	36.00	0.00	0.00	0.00
<a href="#">530.74.5900.741.30700</a>	OTHER PROFESSIONAL SERVICES	63,279.48	44,645.47	30,000.00	1,814.80	105,000.00
<b>Category: 30 - PROFESSIONAL / TECHNICAL SERVICES Total:</b>		<b>148,825.64</b>	<b>62,538.66</b>	<b>80,000.00</b>	<b>1,814.80</b>	<b>105,000.00</b>
<b>Category: 40 - PURCHASED SERVICES PROPERTY/EQUIPMENT</b>						
<a href="#">530.74.5900.741.40020</a>	ELECTRIC UTILITY SERVICES	4,834.59	1,526.88	5,000.00	12,703.60	5,000.00
<a href="#">530.74.5900.741.40030</a>	STORM WATER SERVICES-EAG...	21,601.90	23,931.80	23,350.00	13,020.20	26,515.00
<a href="#">530.74.5900.741.40066</a>	REPAIR & MAINT - STORM WA...	88,842.52	167,523.32	150,000.00	221,294.52	175,000.00
<a href="#">530.74.5900.741.40075</a>	CITY FACILITIES ALLOCATION	2,100.00	6,800.04	7,100.00	5,916.70	7,455.00
<b>Category: 40 - PURCHASED SERVICES PROPERTY/EQUIPMENT Total:</b>		<b>117,379.01</b>	<b>199,782.04</b>	<b>185,450.00</b>	<b>252,935.02</b>	<b>213,970.00</b>

DRAFT

		2021 Total Activity	2022 Total Activity	2023 Total Budget	2023 YTD 10/31/2023	2024 Budget
<b>Category: 50 - OTHER PURCHASED SERVICES</b>						
<a href="#">530.74.5900.741.50019</a>	INSURANCE ALLOCATION	999.96	999.96	1,000.00	833.30	1,400.00
<a href="#">530.74.5900.741.50025</a>	ADVERTISING/PUBLISHED NOT...	0.00	67.21	0.00	0.00	0.00
<a href="#">530.74.5900.741.50030</a>	PRINTING & BINDING	0.00	0.00	0.00	0.00	250.00
<a href="#">530.74.5900.741.50035</a>	POSTAGE/DELIVERY	0.00	965.53	0.00	0.00	500.00
<a href="#">530.74.5900.741.50070</a>	DUES, LICENSES & SUBSCRIPTI...	49,882.11	52,287.31	59,000.00	57,390.14	62,150.00
<b>Category: 50 - OTHER PURCHASED SERVICES Total:</b>		<b>50,882.07</b>	<b>54,320.01</b>	<b>60,000.00</b>	<b>58,223.44</b>	<b>64,300.00</b>
<b>Category: 60 - SUPPLIES</b>						
<a href="#">530.74.5900.741.60045</a>	UNIFORMS & CLOTHING	275.00	275.00	250.00	275.00	300.00
<a href="#">530.74.5900.741.60071</a>	TECHNOLOGY ALLOCATION	0.00	0.00	10,100.00	8,416.70	9,700.00
<b>Category: 60 - SUPPLIES Total:</b>		<b>275.00</b>	<b>275.00</b>	<b>10,350.00</b>	<b>8,691.70</b>	<b>10,000.00</b>
<b>Category: 70 - OTHER EXPENSES / EXPENDITURES</b>						
<a href="#">530.74.5900.741.70100</a>	DEPRECIATION EXPENSE	235,374.00	0.00	240,000.00	200,000.00	240,000.00
<a href="#">530.74.5900.741.70510</a>	UT SERVICE FOR LIBRARY	653.66	806.87	600.00	837.70	1,010.00
<a href="#">530.74.5900.741.70600</a>	OTHER MISCELLANEOUS	0.00	163.93	0.00	0.00	0.00
<b>Category: 70 - OTHER EXPENSES / EXPENDITURES Total:</b>		<b>236,027.66</b>	<b>970.80</b>	<b>240,600.00</b>	<b>200,837.70</b>	<b>241,010.00</b>
<b>Category: 80 - CAPITAL OUTLAY</b>						
<a href="#">530.74.5900.741.80100</a>	LAND	0.00	9,853.12	75,000.00	0.00	0.00
<b>Category: 80 - CAPITAL OUTLAY Total:</b>		<b>0.00</b>	<b>9,853.12</b>	<b>75,000.00</b>	<b>0.00</b>	<b>0.00</b>
<b>Category: 91 - OTHER</b>						
<a href="#">530.57.9200.590.91100</a>	OPERATING TRANSFERS OUT	341,818.82	164,568.32	62,500.00	37,500.00	62,500.00
<a href="#">530.74.5900.741.99999</a>	REPORTING ADJUSTMENT (PRO...	-524,514.00	0.00	0.00	0.00	0.00
<b>Category: 91 - OTHER Total:</b>		<b>-182,695.18</b>	<b>164,568.32</b>	<b>62,500.00</b>	<b>37,500.00</b>	<b>62,500.00</b>
<b>Fund: 530 - STORM WATER-OPERATING Total:</b>		<b>540,470.41</b>	<b>773,309.63</b>	<b>930,100.00</b>	<b>717,286.85</b>	<b>1,000,280.00</b>

DRAFT



	2021 Total Activity	2022 Total Activity	2023 Total Budget	2023 YTD 10/31/2023	2024 Budget
<b>Fund: 531 - STORM WATER-CAPITAL FUND</b>					
<b>Revenue</b>					
<a href="#">531.00.0000.3610000</a>					
INVESTMENT INTEREST	0.00	0.00	0.00	6,239.04	6,000.00
<a href="#">531.43.0000.3650000</a>					
OTHER REVENUES	0.00	0.00	0.00	17,414.03	0.00
<a href="#">531.53.0000.3433100</a>					
PLAT CONNECTION FEE	0.00	0.00	0.00	0.00	10,000.00
<a href="#">531.59.0000.3910000</a>					
OPERATING TRANSFER IN	0.00	0.00	1,000,000.00	1,000,000.00	1,383,235.00
<b>Revenue Total:</b>	<b>0.00</b>	<b>0.00</b>	<b>1,000,000.00</b>	<b>1,023,653.07</b>	<b>1,399,235.00</b>
<b>Expense</b>					
<a href="#">531.57.9200.590.91100</a>					
OPERATING TRANSFERS OUT	0.00	0.00	678,000.00	542,142.97	473,225.00
<a href="#">531.74.5900.741.30300</a>					
ENGINEERING CONSULTANTS	0.00	0.00	20,000.00	0.00	0.00
<a href="#">531.74.5900.741.30700</a>					
OTHER PROFESSIONAL SERVICES	0.00	0.00	0.00	0.00	50,000.00
<a href="#">531.74.5900.741.40066</a>					
REPAIR & MAINT - STORM WA...	0.00	0.00	45,000.00	0.00	90,000.00
<a href="#">531.74.5900.741.50025</a>					
ADVERTISING/PUBLISH NOTICES	0.00	0.00	0.00	73.50	0.00
<b>Expense Total:</b>	<b>0.00</b>	<b>0.00</b>	<b>743,000.00</b>	<b>542,216.47</b>	<b>613,225.00</b>
<b>Fund: 531 - STORM WATER-CAPITAL FUND Surplus (Deficit):</b>	<b>0.00</b>	<b>0.00</b>	<b>257,000.00</b>	<b>481,436.60</b>	<b>786,010.00</b>

2024 Operating Transfers Out  
 \$ 436,725 PM - Local Streets  
36,500 PM - Partnership Projects  
 \$ 473,225

DRAFT



		2021 Total Activity	2022 Total Activity	2023 Total Budget	2023 YTD 10/31/2023	2024 Budget
<b>Fund: 533 - STORM WATER-CAPITAL FUND NWA</b>						
<b>Revenue</b>						
<a href="#">533.00.0000.3610000</a>	INVESTMENT INTEREST	16,085.82	22,491.88	0.00	21,930.57	30,000.00
<a href="#">533.00.0000.3611000</a>	ACCRUED INTEREST RECEIVABLE	9,561.40	-87.45	0.00	0.00	0.00
<a href="#">533.00.0000.3612000</a>	FAIR MARKET VALUE ALLOCAT...	-33,284.53	-66,226.26	0.00	0.00	0.00
<a href="#">533.43.0000.3433500</a>	PLAT CONNECTION FEE-NWA	540,360.00	782,822.50	0.00	204,745.00	200,000.00
<a href="#">533.43.0000.3701000</a>	SA CURRENT	0.00	41,942.76	0.00	31,651.61	0.00
<a href="#">533.59.0000.3911000</a>	OPERATING TRANSFERS IN	128,007.54	72,655.80	0.00	0.00	0.00
	<b>Revenue Total:</b>	<b>660,730.23</b>	<b>853,599.23</b>	<b>0.00</b>	<b>258,327.18</b>	<b>230,000.00</b>
<b>Expense</b>						
<a href="#">533.57.9200.590.91100</a>	OPERATING TRANSFERS OUT	500,000.00	0.00	0.00	109,860.54	0.00
<a href="#">533.74.5900.748.30300</a>	ENGINEERING CONSULTANTS	128,289.83	72,981.98	0.00	11,214.01	0.00
<a href="#">533.74.5900.748.30310</a>	RESIDENT ENGINEERING	1,170.88	299.20	0.00	75.34	0.00
<a href="#">533.74.5900.748.30420</a>	LEGAL SERVICES	22,964.12	4,500.00	0.00	0.00	0.00
<a href="#">533.74.5900.748.30700</a>	OTHER PROFESSIONAL SERVICES	10,213.00	3,000.00	0.00	0.00	50,000.00
<a href="#">533.74.5900.748.50025</a>	ADVERTISING/PUBLISH NOTICES	0.00	500.10	0.00	0.00	0.00
<a href="#">533.74.5900.748.80100</a>	LAND	382,286.30	60,300.00	0.00	0.00	0.00
<a href="#">533.74.5900.748.80300</a>	IMPROVEMENTS (NON-BLDG)	0.00	506,643.58	0.00	5,154.00	0.00
	<b>Expense Total:</b>	<b>1,044,924.13</b>	<b>648,224.86</b>	<b>0.00</b>	<b>126,303.89</b>	<b>50,000.00</b>
	<b>Fund: 533 - STORM WATER-CAPITAL FUND NWA Surplus (Deficit):</b>	<b>-384,193.90</b>	<b>205,374.37</b>	<b>0.00</b>	<b>132,023.29</b>	<b>180,000.00</b>

DRAFT



	2021 Total Activity	2022 Total Activity	2023 Total Budget	2023 YTD 10/31/2023	2024 Budget
<b>Fund: 550 - INVER WOOD GOLF COURSE</b>					
340 - CHARGES FOR SERVICES	2,419,526.99	2,394,250.30	2,519,750.00	3,892,454.57	2,690,700.00
360 - MISCELLANEOUS REVENUES	7,801.53	-30,559.78	20,000.00	28,198.58	25,000.00
390 - OTHER FINANCING SOURCES	17,151.22	-8,500.00	0.00	0.00	0.00
<b>Fund: 550 - INVER WOOD GOLF COURSE Total:</b>	<b>2,444,479.74</b>	<b>2,355,190.52</b>	<b>2,539,750.00</b>	<b>3,920,653.15</b>	<b>2,715,700.00</b>

DRAFT



		2021 Total Activity	2022 Total Activity	2023 Total Budget	2023 YTD 10/31/2023	2024 Budget
<b>Fund: 550 - INVER WOOD GOLF COURSE</b>						
<b>RevCat: 340 - CHARGES FOR SERVICES</b>						
<a href="#">550.52.0000.3481000</a>	18 HOLE GREEN FEES-REG.	768,410.74	801,558.04	852,500.00	941,954.44	844,000.00
<a href="#">550.52.0000.3481100</a>	FOOT GOLF	2,050.85	983.87	3,300.00	1,015.62	0.00
<a href="#">550.52.0000.3483200</a>	HANDICAP SERVICES	11,686.00	10,773.00	9,250.00	10,803.00	10,000.00
<a href="#">550.52.0000.3483400</a>	CLUB RENTALS	7,663.80	4,812.09	8,700.00	8,806.54	9,000.00
<a href="#">550.52.0000.3483700</a>	SEASON PASSES	21,934.61	27,817.03	32,000.00	26,347.73	32,000.00
<a href="#">550.52.0000.3483800</a>	PLAYER CARDS	9,676.50	14,615.89	10,300.00	15,037.66	12,500.00
<a href="#">550.52.0000.3483900</a>	ANNIVERSARY MEMBERSHIP	481,245.48	482,116.46	490,000.00	1,561,889.49	603,000.00
<a href="#">550.52.0000.3483925</a>	ANNIVERSARY MEMBERSHIP T...	0.00	-37.00	0.00	0.00	0.00
<a href="#">550.52.0000.3483950</a>	ANNIVERSARY MEMBERSHIP A...	-185.00	40.00	0.00	127,700.20	0.00
<a href="#">550.52.0000.3484000</a>	PRAC CEN-RANGE BALLS	193,327.46	182,711.53	224,000.00	244,565.75	246,000.00
<a href="#">550.52.0000.3484200</a>	PRACTICE CENTER - INSTRUCTI...	23,985.00	26,600.00	24,000.00	25,790.00	28,000.00
<a href="#">550.52.0000.3485000</a>	GOLF SHOP-APPAREL	32,463.53	33,237.33	24,000.00	24,160.85	33,000.00
<a href="#">550.52.0000.3485200</a>	GOLF SHOP-CLUBS	9,535.90	5,258.33	5,000.00	2,848.07	6,500.00
<a href="#">550.52.0000.3485400</a>	GOLF SHOP-BALLS	20,215.94	19,058.85	16,000.00	22,879.42	27,500.00
<a href="#">550.52.0000.3485600</a>	GOLF SHOP-GLOVES	10,340.55	12,040.77	9,000.00	11,202.09	15,500.00
<a href="#">550.52.0000.3485800</a>	GOLF SHOP-BAGS	6,133.45	8,443.82	3,700.00	6,003.25	5,000.00
<a href="#">550.52.0000.3486000</a>	GOLF SHOP-ACCESSORIES	6,043.45	7,751.15	4,000.00	5,818.08	3,200.00
<a href="#">550.52.0000.3486400</a>	FOOD & BEV/FOOD-CLUBHOUSE	35,593.23	47,684.70	48,500.00	43,609.27	45,000.00
<a href="#">550.52.0000.3486800</a>	FOOD & BEV/BEV-CLUBHOUSE	46,820.05	41,136.58	41,000.00	46,567.51	50,000.00
<a href="#">550.52.0000.3487200</a>	BEER/ALCOHOL	167,100.48	148,637.14	163,000.00	153,907.42	165,000.00
<a href="#">550.52.0000.3487400</a>	FOOD & BEV/VENDING MACH	2,700.57	1,185.53	4,500.00	2,970.36	3,000.00
<a href="#">550.52.0000.3487600</a>	GOLF CART-18 HOLE RENTALS	562,784.40	517,825.19	547,000.00	608,577.82	552,500.00
<b>RevCat: 340 - CHARGES FOR SERVICES Total:</b>		<b>2,419,526.99</b>	<b>2,394,250.30</b>	<b>2,519,750.00</b>	<b>3,892,454.57</b>	<b>2,690,700.00</b>
<b>RevCat: 360 - MISCELLANEOUS REVENUES</b>						
<a href="#">550.00.0000.3610000</a>	INVESTMENT INTEREST	16,564.35	24,904.75	20,000.00	28,198.58	25,000.00
<a href="#">550.00.0000.3611000</a>	ACCRUED INTEREST RECEIVABLE	13,506.42	524.02	0.00	0.00	0.00

DRAFT

		2021 Total Activity	2022 Total Activity	2023 Total Budget	2023 YTD 10/31/2023	2024 Budget
<a href="#">550.00.0000.3612000</a>	FAIR MARKET VALUE ALLOCAT...	-23,119.24	-74,385.93	0.00	0.00	0.00
<a href="#">550.52.0000.3600000</a>	PERA PENSION OTHER REVENUE	850.00	852.00	0.00	0.00	0.00
<a href="#">550.52.0000.3650000</a>	OTHER REVENUES	0.00	240.16	0.00	0.00	0.00
<a href="#">550.52.0000.3660000</a>	OTHER REIMBURSEMENTS	0.00	305.22	0.00	0.00	0.00
<a href="#">550.52.0000.3680000</a>	GAIN ON DISPOSAL OF FIXED A...	0.00	17,000.00	0.00	0.00	0.00
<b>RevCat: 360 - MISCELLANEOUS REVENUES Total:</b>		<b>7,801.53</b>	<b>-30,559.78</b>	<b>20,000.00</b>	<b>28,198.58</b>	<b>25,000.00</b>
<b>RevCat: 390 - OTHER FINANCING SOURCES</b>						
<a href="#">550.52.0000.3900100</a>	PROCEEDS FROM SALE OF F/A	0.00	-8,500.00	0.00	0.00	0.00
<a href="#">550.59.0000.3911000</a>	OPERATING TRANSFERS IN	17,151.22	0.00	0.00	0.00	0.00
<b>RevCat: 390 - OTHER FINANCING SOURCES Total:</b>		<b>17,151.22</b>	<b>-8,500.00</b>	<b>0.00</b>	<b>0.00</b>	<b>0.00</b>
<b>Fund: 550 - INVER WOOD GOLF COURSE Total:</b>		<b>2,444,479.74</b>	<b>2,355,190.52</b>	<b>2,539,750.00</b>	<b>3,920,653.15</b>	<b>2,715,700.00</b>

DRAFT



	2021 Total Activity	2022 Total Activity	2023 Total Budget	2023 YTD 10/31/2023	2024 Budget
<b>Fund: 550 - INVER WOOD GOLF COURSE</b>					
10 - WAGES & BENEFITS	1,104,075.17	1,251,908.50	1,242,600.00	1,069,743.84	1,307,800.00
30 - PROFESSIONAL / TECHNICAL SERVICES	2,925.00	0.00	0.00	109,068.00	15,000.00
40 - PURCHASED SERVICES PROPERTY/EQUIPMENT	105,346.59	152,887.32	161,500.00	130,014.82	173,400.00
50 - OTHER PURCHASED SERVICES	40,628.82	51,318.72	72,200.00	45,879.75	62,400.00
60 - SUPPLIES	207,916.52	196,066.75	274,600.00	226,982.90	275,550.00
70 - OTHER EXPENSES / EXPENDITURES	303,364.97	284,134.49	319,450.00	319,033.79	304,850.00
75 - COSTS OF SALES	203,218.27	184,942.87	0.00	0.00	0.00
76 - PURCHASES	-779.92	16,289.33	200,550.00	198,881.49	210,500.00
80 - CAPITAL OUTLAY	0.00	21,455.45	298,000.00	63,359.78	228,000.00
90 - DEBT SERVICE	0.00	0.00	82,000.00	0.00	546,053.00
<b>Fund: 550 - INVER WOOD GOLF COURSE Total:</b>	<b>1,966,695.42</b>	<b>2,159,003.43</b>	<b>2,650,900.00</b>	<b>2,162,964.37</b>	<b>3,123,553.00</b>

DRAFT



		2021 Total Activity	2022 Total Activity	2023 Total Budget	2023 YTD 10/31/2023	2024 Budget
<b>Fund: 550 - INVER WOOD GOLF COURSE</b>						
<b>Department: 8000 - OPERATIONS</b>						
<b>Category: 10 - WAGES &amp; BENEFITS</b>						
<a href="#">550.52.8000.521.10100</a>	FULL-TIME EMPLOYEES	144,663.54	167,771.95	187,000.00	99,921.07	129,500.00
<a href="#">550.52.8000.521.10200</a>	PART-TIME EMPLOYEES-BENEF...	0.00	0.00	0.00	53,665.32	68,500.00
<a href="#">550.52.8000.521.10300</a>	EMPLOYEES-NON BENEFITED	88,539.89	86,208.28	95,400.00	93,454.79	122,300.00
<a href="#">550.52.8000.521.10400</a>	OVERTIME	715.58	1,147.11	1,000.00	1,684.66	1,000.00
<a href="#">550.52.8000.521.20100</a>	INSURANCE-CASH OPTION	9,642.90	11,666.16	15,300.00	9,616.86	12,200.00
<a href="#">550.52.8000.521.20300</a>	EMPLOYER SOCIAL SECURITY	13,908.59	15,270.92	17,000.00	15,009.29	19,200.00
<a href="#">550.52.8000.521.20350</a>	EMPLOYER MEDICARE	3,252.79	3,571.43	4,000.00	3,510.55	4,500.00
<a href="#">550.52.8000.521.20400</a>	EMPLOYER PERA	11,888.03	14,601.18	20,600.00	11,646.62	17,700.00
<a href="#">550.52.8000.521.20550</a>	PENSION EXPENSE	-26,812.00	-11,984.00	0.00	0.00	0.00
<a href="#">550.52.8000.521.20600</a>	MEDICAL INSURANCE	23,392.03	26,834.19	38,900.00	25,227.14	35,400.00
<a href="#">550.52.8000.521.20620</a>	LIFE INSURANCE	128.69	217.28	300.00	142.24	300.00
<a href="#">550.52.8000.521.20630</a>	LTD INSURANCE	376.38	483.27	500.00	376.20	600.00
<a href="#">550.52.8000.521.20700</a>	UNEMPLOYMENT COMPENSAT...	8,675.44	25,101.28	0.00	22,135.99	25,000.00
<a href="#">550.52.8000.521.20720</a>	FLEX/COMP ACCOUNT FEE	139.20	150.91	200.00	130.81	200.00
<a href="#">550.52.8000.521.20750</a>	WORKERS COMPENSATION	2,600.04	2,600.04	2,700.00	2,250.00	3,200.00
<a href="#">550.52.8000.521.20800</a>	COMPENSATED ABSENCES	6,397.18	94,317.53	0.00	0.00	0.00
<a href="#">550.52.8000.521.20850</a>	OPEB	607.00	-2,447.00	0.00	0.00	0.00
<b>Category: 10 - WAGES &amp; BENEFITS Total:</b>		<b>288,115.28</b>	<b>435,510.53</b>	<b>382,900.00</b>	<b>338,771.54</b>	<b>439,600.00</b>
<b>Category: 30 - PROFESSIONAL / TECHNICAL SERVICES</b>						
<a href="#">550.52.8000.521.30700</a>	OTHER PROFESSIONAL SERVICES	0.00	0.00	0.00	109,068.00	0.00
<b>Category: 30 - PROFESSIONAL / TECHNICAL SERVICES Total:</b>		<b>0.00</b>	<b>0.00</b>	<b>0.00</b>	<b>109,068.00</b>	<b>0.00</b>
<b>Category: 40 - PURCHASED SERVICES PROPERTY/EQUIPMENT</b>						
<a href="#">550.52.8000.521.40055</a>	RENTAL CLUBS	0.00	441.14	1,500.00	1,155.60	1,500.00
<b>Category: 40 - PURCHASED SERVICES PROPERTY/EQUIPMENT Total:</b>		<b>0.00</b>	<b>441.14</b>	<b>1,500.00</b>	<b>1,155.60</b>	<b>1,500.00</b>

DRAFT

		2021 Total Activity	2022 Total Activity	2023 Total Budget	2023 YTD 10/31/2023	2024 Budget
<b>Category: 50 - OTHER PURCHASED SERVICES</b>						
<a href="#">550.52.8000.521.50030</a>	PRINTING & BINDING	4,395.40	7,981.69	9,500.00	6,798.29	9,500.00
<b>Category: 50 - OTHER PURCHASED SERVICES Total:</b>		<b>4,395.40</b>	<b>7,981.69</b>	<b>9,500.00</b>	<b>6,798.29</b>	<b>9,500.00</b>
<b>Category: 60 - SUPPLIES</b>						
<a href="#">550.52.8000.521.60010</a>	SUPPLIES - OFFICE	367.35	1,074.62	500.00	2,720.91	1,000.00
<a href="#">550.52.8000.521.60045</a>	UNIFORMS & CLOTHING	0.00	1,107.41	3,750.00	257.54	2,500.00
<a href="#">550.52.8000.521.60065</a>	SUPPLIES - OTHER	1,566.56	3,608.12	1,200.00	120.45	1,200.00
<b>Category: 60 - SUPPLIES Total:</b>		<b>1,933.91</b>	<b>5,790.15</b>	<b>5,450.00</b>	<b>3,098.90</b>	<b>4,700.00</b>
<b>Category: 70 - OTHER EXPENSES / EXPENDITURES</b>						
<a href="#">550.52.8000.521.70250</a>	HANDICAPS	9,555.00	8,910.00	9,000.00	9,540.00	9,500.00
<a href="#">550.52.8000.521.70450</a>	CASH OVER/SHORT	187.29	225.25	250.00	55.35	250.00
<a href="#">550.52.8000.521.70460</a>	BAD DEBTS/NSF CHECKS	0.00	0.00	0.00	23.00	0.00
<b>Category: 70 - OTHER EXPENSES / EXPENDITURES Total:</b>		<b>9,742.29</b>	<b>9,135.25</b>	<b>9,250.00</b>	<b>9,618.35</b>	<b>9,750.00</b>
<b>Department: 8000 - OPERATIONS Total:</b>		<b>304,186.88</b>	<b>458,858.76</b>	<b>408,600.00</b>	<b>468,510.68</b>	<b>465,050.00</b>

DRAFT

	2021 Total Activity	2022 Total Activity	2023 Total Budget	2023 YTD 10/31/2023	2024 Budget
<b>Department: 8100 - PRACTICE CENTER</b>					
<b>Category: 40 - PURCHASED SERVICES PROPERTY/EQUIPMENT</b>					
<a href="#">550.52.8100.522.40042</a> REPAIR & MAINT - EQUIPMENT	0.00	1,830.92	3,900.00	6,676.08	3,600.00
<a href="#">550.52.8100.522.40045</a> REPAIR & MAINT - FENCE	0.00	0.00	0.00	0.00	0.00
<b>Category: 40 - PURCHASED SERVICES PROPERTY/EQUIPMENT Total:</b>	<b>0.00</b>	<b>1,830.92</b>	<b>3,900.00</b>	<b>6,676.08</b>	<b>3,600.00</b>
<b>Category: 50 - OTHER PURCHASED SERVICES</b>					
<a href="#">550.52.8100.522.50050</a> SIGNAGE	69.23	0.00	0.00	4,333.97	0.00
<b>Category: 50 - OTHER PURCHASED SERVICES Total:</b>	<b>69.23</b>	<b>0.00</b>	<b>0.00</b>	<b>4,333.97</b>	<b>0.00</b>
<b>Category: 60 - SUPPLIES</b>					
<a href="#">550.52.8100.522.60015</a> SUPPLIES - EQUIPMENT	5,610.26	1,705.56	0.00	2,907.36	0.00
<a href="#">550.52.8100.522.60045</a> UNIFORMS & CLOTHING	0.00	1,000.00	1,250.00	1,429.50	1,250.00
<a href="#">550.52.8100.522.60060</a> GOLF BALLS-RANGE	4,573.80	4,049.33	4,500.00	3,644.39	4,500.00
<a href="#">550.52.8100.522.60065</a> SUPPLIES - OTHER	0.00	0.00	2,000.00	0.00	3,000.00
<b>Category: 60 - SUPPLIES Total:</b>	<b>10,184.06</b>	<b>6,754.89</b>	<b>7,750.00</b>	<b>7,981.25</b>	<b>8,750.00</b>
<b>Category: 70 - OTHER EXPENSES / EXPENDITURES</b>					
<a href="#">550.52.8100.522.70450</a> CASH OVER/SHORT	0.00	0.00	0.00	56.50	0.00
<b>Category: 70 - OTHER EXPENSES / EXPENDITURES Total:</b>	<b>0.00</b>	<b>0.00</b>	<b>0.00</b>	<b>56.50</b>	<b>0.00</b>
<b>Category: 80 - CAPITAL OUTLAY</b>					
<a href="#">550.52.8100.522.80800</a> OTHER EQUIPMENT	0.00	0.00	0.00	0.00	8,000.00
<b>Category: 80 - CAPITAL OUTLAY Total:</b>	<b>0.00</b>	<b>0.00</b>	<b>0.00</b>	<b>0.00</b>	<b>8,000.00</b>
<b>Department: 8100 - PRACTICE CENTER Total:</b>	<b>10,253.29</b>	<b>8,585.81</b>	<b>11,650.00</b>	<b>19,047.80</b>	<b>20,350.00</b>

DRAFT

		2021 Total Activity	2022 Total Activity	2023 Total Budget	2023 YTD 10/31/2023	2024 Budget
<b>Department: 8200 - GOLF SHOP</b>						
<b>Category: 60 - SUPPLIES</b>						
<a href="#">550.52.8200.523.60017</a>	SUPPLIES - PRICING	21.41	234.35	0.00	0.00	0.00
<a href="#">550.52.8200.523.60065</a>	SUPPLIES - OTHER	0.00	0.00	400.00	0.00	400.00
<b>Category: 60 - SUPPLIES Total:</b>		<b>21.41</b>	<b>234.35</b>	<b>400.00</b>	<b>0.00</b>	<b>400.00</b>
<b>Category: 70 - OTHER EXPENSES / EXPENDITURES</b>						
<a href="#">550.52.8200.523.70400</a>	GOLF SHOP FIXTURES	89.63	0.00	0.00	0.00	0.00
<b>Category: 70 - OTHER EXPENSES / EXPENDITURES Total:</b>		<b>89.63</b>	<b>0.00</b>	<b>0.00</b>	<b>0.00</b>	<b>0.00</b>
<b>Category: 75 - COSTS OF SALES</b>						
<a href="#">550.52.8200.523.75200</a>	GOLF COURSE RESALE-APPAREL	27,857.29	29,163.23	0.00	0.00	0.00
<a href="#">550.52.8200.523.75250</a>	GOLF COURSE RESALE-CLUBS	10,741.25	9,477.19	0.00	0.00	0.00
<a href="#">550.52.8200.523.75300</a>	GOLF COURSE RESALE-GLOVES	9,495.93	7,783.10	0.00	0.00	0.00
<a href="#">550.52.8200.523.75350</a>	GOLF COURSE RESALE-BAGS	5,358.58	6,807.14	0.00	0.00	0.00
<a href="#">550.52.8200.523.75400</a>	GOLF COURSE RESALE-ACCESS	3,461.26	8,161.34	0.00	0.00	0.00
<a href="#">550.52.8200.523.75450</a>	GOLF COURSE RESALE-BALLS	16,623.89	21,442.04	0.00	0.00	0.00
<b>Category: 75 - COSTS OF SALES Total:</b>		<b>73,538.20</b>	<b>82,834.04</b>	<b>0.00</b>	<b>0.00</b>	<b>0.00</b>
<b>Category: 76 - PURCHASES</b>						
<a href="#">550.52.8200.523.76200</a>	APPAREL	97.33	394.17	31,200.00	25,556.91	32,000.00
<a href="#">550.52.8200.523.76250</a>	CLUBS	0.00	861.00	6,250.00	5,933.73	6,500.00
<a href="#">550.52.8200.523.76300</a>	GLOVES	0.00	0.00	7,800.00	10,024.66	10,000.00
<a href="#">550.52.8200.523.76350</a>	BAGS	0.00	0.00	5,400.00	6,664.47	7,000.00
<a href="#">550.52.8200.523.76400</a>	ACCESSORIES	0.00	2,095.20	6,900.00	6,614.09	7,000.00
<a href="#">550.52.8200.523.76450</a>	BALLS	0.00	0.00	15,000.00	23,536.98	18,000.00
<b>Category: 76 - PURCHASES Total:</b>		<b>97.33</b>	<b>3,350.37</b>	<b>72,550.00</b>	<b>78,330.84</b>	<b>80,500.00</b>
<b>Department: 8200 - GOLF SHOP Total:</b>		<b>73,746.57</b>	<b>86,418.76</b>	<b>72,950.00</b>	<b>78,330.84</b>	<b>80,900.00</b>

DRAFT

	2021 Total Activity	2022 Total Activity	2023 Total Budget	2023 YTD 10/31/2023	2024 Budget	
<b>Department: 8300 - FOOD AND BEVERAGE</b>						
<b>Category: 10 - WAGES &amp; BENEFITS</b>						
<a href="#">550.52.8300.524.10300</a>	EMPLOYEES-NON BENEFITED	78,186.25	70,466.54	61,000.00	69,541.03	62,800.00
<a href="#">550.52.8300.524.10400</a>	OVERTIME	14.14	448.02	0.00	64.59	0.00
<a href="#">550.52.8300.524.20300</a>	EMPLOYER SOCIAL SECURITY	4,675.78	4,396.69	3,800.00	4,315.57	3,900.00
<a href="#">550.52.8300.524.20350</a>	EMPLOYER MEDICARE	1,093.53	1,028.28	900.00	1,009.25	900.00
<a href="#">550.52.8300.524.20400</a>	EMPLOYER PERA	1,001.98	1,584.81	4,600.00	0.00	1,600.00
<a href="#">550.52.8300.524.20700</a>	UNEMPLOYMENT COMPENSAT...	998.72	981.22	0.00	45.90	0.00
<a href="#">550.52.8300.524.20750</a>	WORKERS COMPENSATION	699.96	699.96	700.00	583.30	700.00
<b>Category: 10 - WAGES &amp; BENEFITS Total:</b>		<b>86,670.36</b>	<b>79,605.52</b>	<b>71,000.00</b>	<b>75,559.64</b>	<b>69,900.00</b>
<b>Category: 40 - PURCHASED SERVICES PROPERTY/EQUIPMENT</b>						
<a href="#">550.52.8300.524.40042</a>	REPAIR & MAINT - EQUIPMENT	2,767.88	5,559.94	4,800.00	3,193.66	6,000.00
<b>Category: 40 - PURCHASED SERVICES PROPERTY/EQUIPMENT Total:</b>		<b>2,767.88</b>	<b>5,559.94</b>	<b>4,800.00</b>	<b>3,193.66</b>	<b>6,000.00</b>
<b>Category: 50 - OTHER PURCHASED SERVICES</b>						
<a href="#">550.52.8300.524.50070</a>	DUES, LICENSES & SUBSCRIPTI...	4,090.00	5,200.43	6,000.00	5,423.53	6,000.00
<b>Category: 50 - OTHER PURCHASED SERVICES Total:</b>		<b>4,090.00</b>	<b>5,200.43</b>	<b>6,000.00</b>	<b>5,423.53</b>	<b>6,000.00</b>
<b>Category: 60 - SUPPLIES</b>						
<a href="#">550.52.8300.524.60045</a>	UNIFORMS & CLOTHING	0.00	1,000.00	1,250.00	857.50	1,500.00
<a href="#">550.52.8300.524.60065</a>	SUPPLIES - OTHER	4,432.31	5,307.22	19,000.00	4,957.13	5,000.00
<b>Category: 60 - SUPPLIES Total:</b>		<b>4,432.31</b>	<b>6,307.22</b>	<b>20,250.00</b>	<b>5,814.63</b>	<b>6,500.00</b>
<b>Category: 70 - OTHER EXPENSES / EXPENDITURES</b>						
<a href="#">550.52.8300.524.70450</a>	CASH OVER/SHORT	-2.03	5.34	200.00	14.77	100.00
<a href="#">550.52.8300.524.70460</a>	BAD DEBTS/NSF CHECKS	270.00	0.00	0.00	0.00	0.00
<b>Category: 70 - OTHER EXPENSES / EXPENDITURES Total:</b>		<b>267.97</b>	<b>5.34</b>	<b>200.00</b>	<b>14.77</b>	<b>100.00</b>
<b>Category: 75 - COSTS OF SALES</b>						
<a href="#">550.52.8300.524.75050</a>	FOOD INVENTORY	42,575.06	34,276.14	0.00	0.00	0.00
<a href="#">550.52.8300.524.75100</a>	BEVERAGES	36,134.13	31,316.05	0.00	0.00	0.00
<a href="#">550.52.8300.524.75150</a>	BEER AND WINE	50,970.88	36,516.64	0.00	0.00	0.00
<b>Category: 75 - COSTS OF SALES Total:</b>		<b>129,680.07</b>	<b>102,108.83</b>	<b>0.00</b>	<b>0.00</b>	<b>0.00</b>
<b>Category: 76 - PURCHASES</b>						
<a href="#">550.52.8300.524.76050</a>	FOOD	0.00	5,705.71	45,000.00	37,220.56	45,000.00
<a href="#">550.52.8300.524.76100</a>	BEVERAGES	0.00	1,310.28	33,000.00	35,857.37	35,000.00
<a href="#">550.52.8300.524.76150</a>	BEER AND WINE	-877.25	5,922.97	50,000.00	47,472.72	50,000.00
<b>Category: 76 - PURCHASES Total:</b>		<b>-877.25</b>	<b>12,938.96</b>	<b>128,000.00</b>	<b>120,550.65</b>	<b>130,000.00</b>

DRAFT

	2021 Total Activity	2022 Total Activity	2023 Total Budget	2023 YTD 10/31/2023	2024 Budget
<b>Category: 80 - CAPITAL OUTLAY</b>					
<a href="#">550.52.8300.524.80800</a> OTHER EQUIPMENT	0.00	0.00	0.00	0.00	55,000.00
<b>Category: 80 - CAPITAL OUTLAY Total:</b>	<b>0.00</b>	<b>0.00</b>	<b>0.00</b>	<b>0.00</b>	<b>55,000.00</b>
<b>Department: 8300 - FOOD AND BEVERAGE Total:</b>	<b>227,031.34</b>	<b>211,726.24</b>	<b>230,250.00</b>	<b>210,556.88</b>	<b>273,500.00</b>

DRAFT

	2021 Total Activity	2022 Total Activity	2023 Total Budget	2023 YTD 10/31/2023	2024 Budget	
<b>Department: 8400 - OUTSIDE SERVICES</b>						
<b>Category: 10 - WAGES &amp; BENEFITS</b>						
<a href="#">550.52.8400.525.10300</a>	EMPLOYEES-NON BENEFITED	38,983.53	32,112.60	41,500.00	35,383.21	42,700.00
<a href="#">550.52.8400.525.10400</a>	OVERTIME	34.26	0.00	0.00	0.00	0.00
<a href="#">550.52.8400.525.20300</a>	EMPLOYER SOCIAL SECURITY	2,419.08	1,991.00	2,600.00	2,193.85	2,700.00
<a href="#">550.52.8400.525.20350</a>	EMPLOYER MEDICARE	565.77	465.62	600.00	513.07	600.00
<a href="#">550.52.8400.525.20700</a>	UNEMPLOYMENT COMPENSAT...	487.00	0.00	0.00	0.00	0.00
<a href="#">550.52.8400.525.20750</a>	WORKERS COMPENSATION	399.96	399.96	400.00	333.30	500.00
<b>Category: 10 - WAGES &amp; BENEFITS Total:</b>		<b>42,889.60</b>	<b>34,969.18</b>	<b>45,100.00</b>	<b>38,423.43</b>	<b>46,500.00</b>
<b>Category: 40 - PURCHASED SERVICES PROPERTY/EQUIPMENT</b>						
<a href="#">550.52.8400.525.40041</a>	REPAIR & MAINT - VEHICLES	285.28	2,500.17	0.00	63.89	0.00
<a href="#">550.52.8400.525.40042</a>	REPAIR & MAINT - EQUIPMENT	0.00	893.41	4,500.00	4,323.32	5,000.00
<a href="#">550.52.8400.525.40065</a>	OTHER RENTALS	0.00	0.00	2,500.00	2,640.00	3,000.00
<b>Category: 40 - PURCHASED SERVICES PROPERTY/EQUIPMENT Total:</b>		<b>285.28</b>	<b>3,393.58</b>	<b>7,000.00</b>	<b>7,027.21</b>	<b>8,000.00</b>
<b>Category: 60 - SUPPLIES</b>						
<a href="#">550.52.8400.525.60021</a>	FUELS	17,293.33	21,688.80	18,750.00	14,224.58	23,000.00
<b>Category: 60 - SUPPLIES Total:</b>		<b>17,293.33</b>	<b>21,688.80</b>	<b>18,750.00</b>	<b>14,224.58</b>	<b>23,000.00</b>
<b>Department: 8400 - OUTSIDE SERVICES Total:</b>		<b>60,468.21</b>	<b>60,051.56</b>	<b>70,850.00</b>	<b>59,675.22</b>	<b>77,500.00</b>

DRAFT

		2021 Total Activity	2022 Total Activity	2023 Total Budget	2023 YTD 10/31/2023	2024 Budget
<b>Department: 8500 - COMMON</b>						
<b>Category: 10 - WAGES &amp; BENEFITS</b>						
<a href="#">550.52.8500.526.10100</a>	FULL-TIME EMPLOYEES	109,662.22	118,287.12	119,100.00	96,080.00	122,600.00
<a href="#">550.52.8500.526.20100</a>	INSURANCE-CASH OPTION	3,962.40	4,633.20	4,600.00	3,742.20	4,600.00
<a href="#">550.52.8500.526.20300</a>	EMPLOYER SOCIAL SECURITY	5,859.75	6,174.42	7,400.00	5,288.94	7,600.00
<a href="#">550.52.8500.526.20350</a>	EMPLOYER MEDICARE	1,370.39	1,443.99	1,700.00	1,236.99	1,800.00
<a href="#">550.52.8500.526.20400</a>	EMPLOYER PERA	8,116.90	8,538.12	8,900.00	7,206.00	9,200.00
<a href="#">550.52.8500.526.20600</a>	MEDICAL INSURANCE	11,554.92	11,554.92	14,500.00	11,748.03	16,800.00
<a href="#">550.52.8500.526.20620</a>	LIFE INSURANCE	160.56	160.56	200.00	128.40	200.00
<a href="#">550.52.8500.526.20630</a>	LTD INSURANCE	292.56	292.56	300.00	223.50	400.00
<a href="#">550.52.8500.526.20720</a>	FLEX/COMP ACCOUNT FEE	48.58	44.62	100.00	38.08	100.00
<a href="#">550.52.8500.526.20750</a>	WORKERS COMPENSATION	1,299.96	1,299.96	1,400.00	1,166.70	1,300.00
<a href="#">550.52.8500.526.20800</a>	COMPENSATED ABSENCES	7,992.03	1,497.16	0.00	0.00	0.00
<b>Category: 10 - WAGES &amp; BENEFITS Total:</b>		<b>150,320.27</b>	<b>153,926.63</b>	<b>158,200.00</b>	<b>126,858.84</b>	<b>164,600.00</b>
<b>Category: 30 - PROFESSIONAL / TECHNICAL SERVICES</b>						
<a href="#">550.52.8500.526.30700</a>	OTHER PROFESSIONAL SERVICES	2,925.00	0.00	0.00	0.00	0.00
<b>Category: 30 - PROFESSIONAL / TECHNICAL SERVICES Total:</b>		<b>2,925.00</b>	<b>0.00</b>	<b>0.00</b>	<b>0.00</b>	<b>0.00</b>
<b>Category: 40 - PURCHASED SERVICES PROPERTY/EQUIPMENT</b>						
<a href="#">550.52.8500.526.40005</a>	WATER UTILITY SERVICES	115.49	114.55	200.00	88.83	200.00
<a href="#">550.52.8500.526.40010</a>	GAS UTILITY SERVICES	1,349.47	1,984.97	2,500.00	1,410.35	2,500.00
<a href="#">550.52.8500.526.40015</a>	SEWER UTILITY SERVICES	0.00	0.00	500.00	0.00	0.00
<a href="#">550.52.8500.526.40020</a>	ELECTRIC UTILITY SERVICES	12,068.29	12,646.85	15,000.00	9,855.78	14,000.00
<a href="#">550.52.8500.526.40030</a>	STORM WATER UTILITY SERVICE	789.36	999.80	0.00	619.46	1,000.00
<a href="#">550.52.8500.526.40040</a>	REPAIR & MAINT - BUILDINGS	22,040.25	40,347.92	25,000.00	13,356.06	25,000.00
<a href="#">550.52.8500.526.40070</a>	CENTRAL EQUIP ALLOCATION	0.00	0.00	1,100.00	916.70	1,100.00
<a href="#">550.52.8500.526.40075</a>	CITY FACILITIES ALLOCATION	0.00	9,999.96	10,000.00	8,333.30	10,500.00
<b>Category: 40 - PURCHASED SERVICES PROPERTY/EQUIPMENT Total:</b>		<b>36,362.86</b>	<b>66,094.05</b>	<b>54,300.00</b>	<b>34,580.48</b>	<b>54,300.00</b>
<b>Category: 50 - OTHER PURCHASED SERVICES</b>						
<a href="#">550.52.8500.526.50014</a>	LIQUOR (DRAM SHOP)	3,179.00	3,991.00	4,200.00	4,165.00	4,200.00
<a href="#">550.52.8500.526.50019</a>	INSURANCE ALLOCATION	12,000.00	12,000.00	8,400.00	7,000.00	8,100.00
<a href="#">550.52.8500.526.50025</a>	ADVERTISING/PUBLISHED NOT...	5,534.00	5,547.11	10,000.00	6,855.53	7,000.00
<a href="#">550.52.8500.526.50030</a>	PRINTING & BINDING	952.50	0.00	5,000.00	0.00	5,000.00
<a href="#">550.52.8500.526.50035</a>	POSTAGE/DELIVERY	299.50	146.90	300.00	190.86	300.00

		2021 Total Activity	2022 Total Activity	2023 Total Budget	2023 YTD 10/31/2023	2024 Budget
<a href="#">550.52.8500.526.50055</a>	ALARM SERVICES / SYSTEMS	1,103.39	1,307.68	4,000.00	991.57	4,000.00
<a href="#">550.52.8500.526.50065</a>	TRAVEL	20.37	125.51	100.00	159.09	100.00
<a href="#">550.52.8500.526.50070</a>	DUES, LICENSES & SUBSCRIPTI...	2,021.50	7,057.00	4,000.00	835.00	2,500.00
<a href="#">550.52.8500.526.50072</a>	DIVISION SOFTWARE	0.00	4,050.00	5,500.00	4,029.00	5,500.00
<a href="#">550.52.8500.526.50080</a>	CONFERENCES AND SEMINARS	0.00	25.00	200.00	64.50	200.00
<b>Category: 50 - OTHER PURCHASED SERVICES Total:</b>		<b>25,110.26</b>	<b>34,250.20</b>	<b>41,700.00</b>	<b>24,290.55</b>	<b>36,900.00</b>
<b>Category: 60 - SUPPLIES</b>						
<a href="#">550.52.8500.526.60010</a>	SUPPLIES - OFFICE	740.83	268.58	2,500.00	773.72	1,500.00
<a href="#">550.52.8500.526.60040</a>	SM TOOLS & MISC EQUIPMENT	0.00	3,622.50	2,500.00	1,544.89	2,500.00
<a href="#">550.52.8500.526.60042</a>	MISC-COMPUTER SOFTWARE	0.00	1,429.62	0.00	0.00	0.00
<a href="#">550.52.8500.526.60065</a>	SUPPLIES - OTHER	490.29	765.42	2,000.00	521.23	1,000.00
<a href="#">550.52.8500.526.60071</a>	TECHNOLOGY ALLOCATION	4,200.00	3,999.96	47,200.00	39,333.30	47,200.00
<b>Category: 60 - SUPPLIES Total:</b>		<b>5,431.12</b>	<b>10,086.08</b>	<b>54,200.00</b>	<b>42,173.14</b>	<b>52,200.00</b>
<b>Category: 70 - OTHER EXPENSES / EXPENDITURES</b>						
<a href="#">550.52.8500.526.70100</a>	DEPRECIATION EXPENSE	247,111.71	219,731.64	250,000.00	208,333.30	225,000.00
<a href="#">550.52.8500.526.70440</a>	BANK CHARGES / CREDIT CARD	46,152.37	54,919.82	60,000.00	100,775.92	70,000.00
<a href="#">550.52.8500.526.70600</a>	OTHER MISCELLANEOUS	1.00	342.44	0.00	234.95	0.00
<b>Category: 70 - OTHER EXPENSES / EXPENDITURES Total:</b>		<b>293,265.08</b>	<b>274,993.90</b>	<b>310,000.00</b>	<b>309,344.17</b>	<b>295,000.00</b>
<b>Category: 80 - CAPITAL OUTLAY</b>						
<a href="#">550.52.8500.526.80200</a>	BUILDINGS	0.00	0.00	0.00	0.00	50,000.00
<b>Category: 80 - CAPITAL OUTLAY Total:</b>		<b>0.00</b>	<b>0.00</b>	<b>0.00</b>	<b>0.00</b>	<b>50,000.00</b>
<b>Department: 8500 - COMMON Total:</b>		<b>513,414.59</b>	<b>539,350.86</b>	<b>618,400.00</b>	<b>537,247.18</b>	<b>653,000.00</b>

DRAFT

		2021 Total Activity	2022 Total Activity	2023 Total Budget	2023 YTD 10/31/2023	2024 Budget
<b>Department: 8600 - GROUNDS</b>						
<b>Category: 10 - WAGES &amp; BENEFITS</b>						
<a href="#">550.52.8600.527.10100</a>	FULL-TIME EMPLOYEES	298,594.17	311,076.18	316,500.00	234,812.47	283,400.00
<a href="#">550.52.8600.527.10200</a>	PART-TIME EMPLOYEES-BENEF...	0.00	0.00	0.00	29,753.13	41,900.00
<a href="#">550.52.8600.527.10300</a>	EMPLOYEES-NON BENEFITED	114,524.97	112,689.63	128,000.00	124,114.76	131,800.00
<a href="#">550.52.8600.527.20100</a>	INSURANCE-CASH OPTION	15,931.50	16,602.30	18,500.00	13,038.30	17,500.00
<a href="#">550.52.8600.527.20300</a>	EMPLOYER SOCIAL SECURITY	24,526.04	25,124.00	27,600.00	22,478.35	28,300.00
<a href="#">550.52.8600.527.20350</a>	EMPLOYER MEDICARE	5,736.13	5,875.78	6,400.00	5,256.94	6,600.00
<a href="#">550.52.8600.527.20400</a>	EMPLOYER PERA	25,916.14	27,302.24	33,300.00	21,800.71	27,700.00
<a href="#">550.52.8600.527.20600</a>	MEDICAL INSURANCE	34,827.24	35,926.81	45,200.00	26,560.07	39,300.00
<a href="#">550.52.8600.527.20620</a>	LIFE INSURANCE	405.56	416.81	500.00	217.85	500.00
<a href="#">550.52.8600.527.20630</a>	LTD INSURANCE	797.76	808.11	900.00	414.50	1,000.00
<a href="#">550.52.8600.527.20700</a>	UNEMPLOYMENT COMPENSAT...	1,449.00	1,361.97	0.00	4,634.87	2,000.00
<a href="#">550.52.8600.527.20720</a>	FLEX/COMP ACCOUNT FEE	281.15	193.77	200.00	131.74	200.00
<a href="#">550.52.8600.527.20750</a>	WORKERS COMPENSATION	7,899.96	7,899.96	8,300.00	6,916.70	7,000.00
<a href="#">550.52.8600.527.20800</a>	COMPENSATED ABSENCES	5,190.04	2,619.08	0.00	0.00	0.00
<b>Category: 10 - WAGES &amp; BENEFITS Total:</b>		<b>536,079.66</b>	<b>547,896.64</b>	<b>585,400.00</b>	<b>490,130.39</b>	<b>587,200.00</b>
<b>Category: 30 - PROFESSIONAL / TECHNICAL SERVICES</b>						
<a href="#">550.52.8600.527.30700</a>	OTHER PROFESSIONAL SERVICES	0.00	0.00	0.00	0.00	15,000.00
<b>Category: 30 - PROFESSIONAL / TECHNICAL SERVICES Total:</b>		<b>0.00</b>	<b>0.00</b>	<b>0.00</b>	<b>0.00</b>	<b>15,000.00</b>
<b>Category: 40 - PURCHASED SERVICES PROPERTY/EQUIPMENT</b>						
<a href="#">550.52.8600.527.40010</a>	GAS UTILITY SERVICES	3,818.63	5,427.00	4,000.00	3,399.90	6,500.00
<a href="#">550.52.8600.527.40015</a>	SEWER UTILITY SERVICES	0.00	0.00	1,000.00	0.00	0.00
<a href="#">550.52.8600.527.40020</a>	ELECTRIC UTILITY SERVICES	29,072.95	30,788.42	20,000.00	26,328.35	30,000.00
<a href="#">550.52.8600.527.40040</a>	REPAIR & MAINT - BUILDINGS	1,820.14	1,263.78	19,000.00	4,036.63	19,000.00
<a href="#">550.52.8600.527.40042</a>	REPAIR & MAINT - EQUIPMENT	30,134.35	35,024.80	40,000.00	42,590.96	40,000.00
<a href="#">550.52.8600.527.40050</a>	RENTAL OF EQUIPMENT	146.47	2,113.52	3,000.00	0.00	3,000.00
<a href="#">550.52.8600.527.40065</a>	OTHER RENTALS	938.03	950.17	3,000.00	1,025.95	1,500.00
<b>Category: 40 - PURCHASED SERVICES PROPERTY/EQUIPMENT Total:</b>		<b>65,930.57</b>	<b>75,567.69</b>	<b>90,000.00</b>	<b>77,381.79</b>	<b>100,000.00</b>
<b>Category: 50 - OTHER PURCHASED SERVICES</b>						
<a href="#">550.52.8600.527.50045</a>	OUTSIDE LABOR	4,513.28	501.34	6,000.00	2,169.28	0.00
<a href="#">550.52.8600.527.50070</a>	DUES, LICENSES & SUBSCRIPTI...	1,177.65	2,535.06	7,000.00	2,551.13	5,000.00

DRAFT

		2021 Total Activity	2022 Total Activity	2023 Total Budget	2023 YTD 10/31/2023	2024 Budget
<a href="#">550.52.8600.527.50080</a>	CONFERENCES AND SEMINARS	1,273.00	850.00	2,000.00	313.00	5,000.00
<b>Category: 50 - OTHER PURCHASED SERVICES Total:</b>		<b>6,963.93</b>	<b>3,886.40</b>	<b>15,000.00</b>	<b>5,033.41</b>	<b>10,000.00</b>
<b>Category: 60 - SUPPLIES</b>						
<a href="#">550.52.8600.527.60008</a>	IRRIGATION SUPPLIES	2,644.56	3,947.85	5,000.00	3,793.94	7,000.00
<a href="#">550.52.8600.527.60010</a>	SUPPLIES - OFFICE	0.00	0.00	1,000.00	374.92	1,000.00
<a href="#">550.52.8600.527.60012</a>	SUPPLIES - SHOP	2,671.68	3,592.64	4,000.00	1,593.16	5,000.00
<a href="#">550.52.8600.527.60014</a>	SUPPLIES - TIRES	1,554.15	931.37	2,000.00	636.54	2,000.00
<a href="#">550.52.8600.527.60018</a>	SUPPLIES-TRAINING	512.91	0.00	800.00	0.00	0.00
<a href="#">550.52.8600.527.60020</a>	SUPPLIES - GOLF COURSE	18,782.77	15,150.93	15,000.00	23,173.35	20,000.00
<a href="#">550.52.8600.527.60021</a>	FUELS	15,694.47	14,732.33	20,000.00	22,845.17	20,000.00
<a href="#">550.52.8600.527.60022</a>	LUBRICANTS	6,387.05	2,418.18	5,000.00	2,971.03	5,000.00
<a href="#">550.52.8600.527.60030</a>	FERTILIZERS	35,539.85	36,636.11	41,000.00	28,984.59	45,000.00
<a href="#">550.52.8600.527.60035</a>	PESTICIDES	55,884.14	45,091.23	49,000.00	48,113.11	50,000.00
<a href="#">550.52.8600.527.60040</a>	SM TOOLS & MISC EQUIPMENT	6,720.10	10,076.52	5,000.00	8,779.98	8,000.00
<a href="#">550.52.8600.527.60045</a>	UNIFORMS & CLOTHING	6,371.63	7,275.23	6,000.00	7,464.46	8,000.00
<a href="#">550.52.8600.527.60050</a>	GOLF COURSE ACCESSORIES	3,874.60	4,405.20	4,000.00	4,149.68	4,000.00
<a href="#">550.52.8600.527.60065</a>	SUPPLIES - OTHER	11,982.47	947.67	10,000.00	810.47	5,000.00
<b>Category: 60 - SUPPLIES Total:</b>		<b>168,620.38</b>	<b>145,205.26</b>	<b>167,800.00</b>	<b>153,690.40</b>	<b>180,000.00</b>
<b>Category: 80 - CAPITAL OUTLAY</b>						
<a href="#">550.52.8600.527.80300</a>	IMPROVEMENTS (NON-BLDG)	0.00	0.00	60,000.00	0.00	0.00
<a href="#">550.52.8600.527.80400</a>	HEAVY MACHINERY & EQUIPM...	0.00	0.00	0.00	0.00	0.00
<a href="#">550.52.8600.527.80800</a>	OTHER EQUIPMENT	0.00	21,455.45	238,000.00	63,359.78	115,000.00
<b>Category: 80 - CAPITAL OUTLAY Total:</b>		<b>0.00</b>	<b>21,455.45</b>	<b>298,000.00</b>	<b>63,359.78</b>	<b>115,000.00</b>
<b>Department: 8600 - GROUNDS Total:</b>		<b>777,594.54</b>	<b>794,011.44</b>	<b>1,156,200.00</b>	<b>789,595.77</b>	<b>1,007,200.00</b>

DRAFT

	2021 Total Activity	2022 Total Activity	2023 Total Budget	2023 YTD 10/31/2023	2024 Budget
<b>Department: 9000 - DEBT SERVICE</b>					
<b>Category: 90 - DEBT SERVICE</b>					
<a href="#">550.57.9000.570.90100</a> PRINCIPAL PAYMENTS	0.00	0.00	82,000.00	0.00	546,053.00
<b>Category: 90 - DEBT SERVICE Total:</b>	<b>0.00</b>	<b>0.00</b>	<b>82,000.00</b>	<b>0.00</b>	<b>546,053.00</b>
<b>Department: 9000 - DEBT SERVICE Total:</b>	<b>0.00</b>	<b>0.00</b>	<b>82,000.00</b>	<b>0.00</b>	<b>546,053.00</b>
<b>Fund: 550 - INVER WOOD GOLF COURSE Total:</b>	<b>1,966,695.42</b>	<b>2,159,003.43</b>	<b>2,650,900.00</b>	<b>2,162,964.37</b>	<b>3,123,553.00</b>

DRAFT



	2021 Total Activity	2022 Total Activity	2023 Total Budget	2023 YTD 10/31/2023	2024 Budget
<b>Fund: 602 - RISK MANAGEMENT</b>					
340 - CHARGES FOR SERVICES	1,122,300.00	1,161,900.00	1,224,600.00	1,036,833.30	1,253,600.00
360 - MISCELLANEOUS REVENUES	118,641.44	75,756.06	10,000.00	72,560.58	25,000.00
<b>Fund: 602 - RISK MANAGEMENT Total:</b>	<b>1,240,941.44</b>	<b>1,237,656.06</b>	<b>1,234,600.00</b>	<b>1,109,393.88</b>	<b>1,278,600.00</b>

DRAFT



	2021 Total Activity	2022 Total Activity	2023 Total Budget	2023 YTD 10/31/2023	2024 Budget
<b>Fund: 602 - RISK MANAGEMENT</b>					
<b>RevCat: 340 - CHARGES FOR SERVICES</b>					
<a href="#">602.46.0000.3461000</a> WORK COMP INTERNAL REV	649,200.00	688,800.00	723,200.00	619,000.00	774,000.00
<a href="#">602.46.0000.3462000</a> INSURANCE INTERNAL REV.	473,100.00	473,100.00	501,400.00	417,833.30	479,600.00
<b>RevCat: 340 - CHARGES FOR SERVICES Total:</b>	<b>1,122,300.00</b>	<b>1,161,900.00</b>	<b>1,224,600.00</b>	<b>1,036,833.30</b>	<b>1,253,600.00</b>
<b>RevCat: 360 - MISCELLANEOUS REVENUES</b>					
<a href="#">602.46.0000.3600000</a> PERA PENSION OTHER REVENUE	20.00	71.00	0.00	0.00	0.00
<a href="#">602.46.0000.3610000</a> INVESTMENT INTEREST	8,049.98	13,529.99	5,000.00	14,161.62	15,000.00
<a href="#">602.46.0000.3611000</a> ACCRUED INTEREST RECEIVABLE	4,472.65	757.07	0.00	0.00	0.00
<a href="#">602.46.0000.3612000</a> FAIR MARKET VALUE ALLOCAT...	-17,607.30	-41,214.42	0.00	0.00	0.00
<a href="#">602.46.0000.3650000</a> OTHER REVENUES	502.04	0.00	0.00	0.00	0.00
<a href="#">602.46.0000.3660000</a> OTHER REIMBURSEMENTS	123,204.07	102,612.42	5,000.00	43,398.96	10,000.00
<a href="#">602.46.0000.3670000</a> INSURANCE REIMBURSEMENTS	0.00	0.00	0.00	15,000.00	0.00
<b>RevCat: 360 - MISCELLANEOUS REVENUES Total:</b>	<b>118,641.44</b>	<b>75,756.06</b>	<b>10,000.00</b>	<b>72,560.58</b>	<b>25,000.00</b>
<b>Fund: 602 - RISK MANAGEMENT Total:</b>	<b>1,240,941.44</b>	<b>1,237,656.06</b>	<b>1,234,600.00</b>	<b>1,109,393.88</b>	<b>1,278,600.00</b>

DRAFT

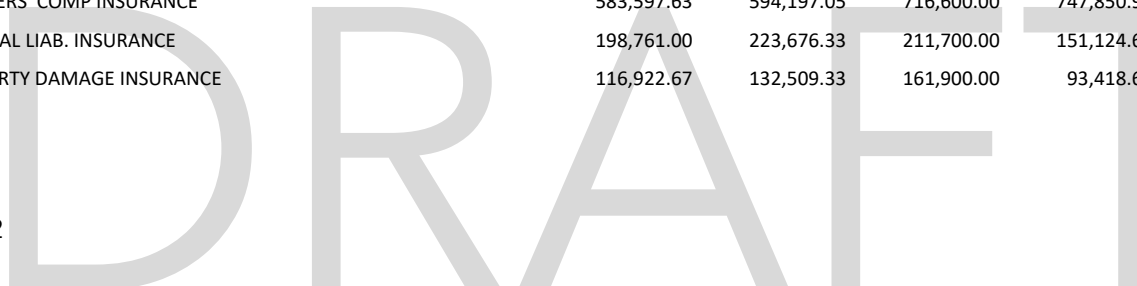


	2021 Total Activity	2022 Total Activity	2023 Total Budget	2023 YTD 10/31/2023	2024 Budget
<b>Fund: 602 - RISK MANAGEMENT</b>					
10 - WAGES & BENEFITS	19,660.65	22,944.52	23,200.00	18,807.83	32,000.00
30 - PROFESSIONAL / TECHNICAL SERVICES	9,016.00	1,908.00	10,000.00	21,321.00	21,000.00
40 - PURCHASED SERVICES PROPERTY/EQUIPMENT	42,924.79	63,651.03	0.00	16,971.29	0.00
50 - OTHER PURCHASED SERVICES	949,545.63	1,007,556.04	1,151,400.00	1,031,487.61	1,260,900.00
70 - OTHER EXPENSES / EXPENDITURES	3,087.72	6,847.19	50,000.00	19,499.55	80,000.00
<b>Fund: 602 - RISK MANAGEMENT Total:</b>	<b>1,024,234.79</b>	<b>1,102,906.78</b>	<b>1,234,600.00</b>	<b>1,108,087.28</b>	<b>1,393,900.00</b>

DRAFT



		2021 Total Activity	2022 Total Activity	2023 Total Budget	2023 YTD 10/31/2023	2024 Budget
<b>Fund: 602 - RISK MANAGEMENT</b>						
<b>Category: 10 - WAGES &amp; BENEFITS</b>						
<a href="#">602.00.2100.415.10100</a>	FULL-TIME EMPLOYEES	15,199.75	16,865.78	17,700.00	14,454.91	24,600.00
<a href="#">602.00.2100.415.10400</a>	OVERTIME	6.22	16.46	0.00	13.89	0.00
<a href="#">602.00.2100.415.20100</a>	INSURANCE-CASH OPTION	661.44	675.67	700.00	561.33	900.00
<a href="#">602.00.2100.415.20300</a>	EMPLOYER SOCIAL SECURITY	914.26	1,033.31	1,100.00	892.32	1,500.00
<a href="#">602.00.2100.415.20350</a>	EMPLOYER MEDICARE	213.70	241.52	300.00	208.71	400.00
<a href="#">602.00.2100.415.20400</a>	EMPLOYER PERA	1,140.02	1,209.22	1,300.00	1,081.68	1,800.00
<a href="#">602.00.2100.415.20500</a>	Pension Expense	0.00	1,461.00	0.00	0.00	0.00
<a href="#">602.00.2100.415.20550</a>	PENSION EXPENSE	-996.00	0.00	0.00	0.00	0.00
<a href="#">602.00.2100.415.20600</a>	MEDICAL INSURANCE	1,527.57	1,563.69	1,800.00	1,451.02	2,500.00
<a href="#">602.00.2100.415.20620</a>	LIFE INSURANCE	22.90	21.54	0.00	18.88	0.00
<a href="#">602.00.2100.415.20630</a>	LTD INSURANCE	43.36	32.85	100.00	34.63	100.00
<a href="#">602.00.2100.415.20720</a>	FLEX/COMP ACCOUNT FEE	17.03	7.69	100.00	7.16	100.00
<a href="#">602.00.2100.415.20750</a>	WORKERS COMPENSATION	99.96	99.96	100.00	83.30	100.00
<a href="#">602.00.2100.415.20800</a>	COMPENSATED ABSENCES	810.44	-284.17	0.00	0.00	0.00
<b>Category: 10 - WAGES &amp; BENEFITS Total:</b>		<b>19,660.65</b>	<b>22,944.52</b>	<b>23,200.00</b>	<b>18,807.83</b>	<b>32,000.00</b>
<b>Category: 30 - PROFESSIONAL / TECHNICAL SERVICES</b>						
<a href="#">602.00.2100.415.30420</a>	LEGAL SERVICES	9,016.00	1,908.00	10,000.00	364.00	0.00
<a href="#">602.00.2100.415.30700</a>	OTHER PROFESSIONAL SERVICES	0.00	0.00	0.00	20,957.00	21,000.00
<b>Category: 30 - PROFESSIONAL / TECHNICAL SERVICES Total:</b>		<b>9,016.00</b>	<b>1,908.00</b>	<b>10,000.00</b>	<b>21,321.00</b>	<b>21,000.00</b>
<b>Category: 40 - PURCHASED SERVICES PROPERTY/EQUIPMENT</b>						
<a href="#">602.00.2100.415.40048</a>	REPAIR & MAINT - INS PAID CLA..	42,924.79	63,651.03	0.00	16,971.29	0.00
<b>Category: 40 - PURCHASED SERVICES PROPERTY/EQUIPMENT Total:</b>		<b>42,924.79</b>	<b>63,651.03</b>	<b>0.00</b>	<b>16,971.29</b>	<b>0.00</b>
<b>Category: 50 - OTHER PURCHASED SERVICES</b>						
<a href="#">602.00.2100.415.50009</a>	WORKERS' COMP INSURANCE	583,597.63	594,197.05	716,600.00	747,850.93	859,000.00
<a href="#">602.00.2100.415.50010</a>	GENERAL LIAB. INSURANCE	198,761.00	223,676.33	211,700.00	151,124.67	194,200.00
<a href="#">602.00.2100.415.50011</a>	PROPERTY DAMAGE INSURANCE	116,922.67	132,509.33	161,900.00	93,418.67	151,000.00



		2021 Total Activity	2022 Total Activity	2023 Total Budget	2023 YTD 10/31/2023	2024 Budget
<a href="#">602.00.2100.415.50012</a>	AUTOMOBILE INSURANCE	39,081.00	44,670.33	49,300.00	27,358.00	39,000.00
<a href="#">602.00.2100.415.50014</a>	LIQUOR (DRAM SHOP)	812.00	-812.00	0.00	0.00	0.00
<a href="#">602.00.2100.415.50015</a>	BONDS INSURANCE	2,064.00	2,090.00	2,400.00	1,262.67	1,800.00
<a href="#">602.00.2100.415.50016</a>	MOBILE INSURANCE	8,277.33	9,011.00	9,500.00	6,104.67	8,500.00
<a href="#">602.00.2100.415.50018</a>	OTHER INSURANCE	0.00	2,184.00	0.00	4,368.00	7,400.00
<a href="#">602.00.2100.415.50020</a>	TELEPHONE	30.00	30.00	0.00	0.00	0.00
<b>Category: 50 - OTHER PURCHASED SERVICES Total:</b>		<b>949,545.63</b>	<b>1,007,556.04</b>	<b>1,151,400.00</b>	<b>1,031,487.61</b>	<b>1,260,900.00</b>
<b>Category: 70 - OTHER EXPENSES / EXPENDITURES</b>						
<a href="#">602.00.2100.415.70200</a>	DEDUCTIBLE-PROPERTY/CASUA...	3,087.72	6,847.19	50,000.00	19,299.55	50,000.00
<a href="#">602.00.2100.415.70210</a>	DEDUCTIBLE-WORKERS COMP	0.00	0.00	0.00	0.00	30,000.00
<a href="#">602.00.2100.415.70600</a>	OTHER MISCELLANEOUS	0.00	0.00	0.00	200.00	0.00
<b>Category: 70 - OTHER EXPENSES / EXPENDITURES Total:</b>		<b>3,087.72</b>	<b>6,847.19</b>	<b>50,000.00</b>	<b>19,499.55</b>	<b>80,000.00</b>
<b>Fund: 602 - RISK MANAGEMENT Total:</b>		<b>1,024,234.79</b>	<b>1,102,906.78</b>	<b>1,234,600.00</b>	<b>1,108,087.28</b>	<b>1,393,900.00</b>

DRAFT



	2021 Total Activity	2022 Total Activity	2023 Total Budget	2023 YTD 10/31/2023	2024 Budget
<b>Fund: 603 - CENTRAL EQUIPMENT</b>					
340 - CHARGES FOR SERVICES	2,896,150.08	3,169,200.00	3,163,700.00	2,636,416.70	3,208,400.00
360 - MISCELLANEOUS REVENUES	-6,491.21	-135,675.05	100,000.00	142,138.21	150,000.00
390 - OTHER FINANCING SOURCES	527,917.41	45,100.00	0.00	65,226.00	0.00
<b>Fund: 603 - CENTRAL EQUIPMENT Total:</b>	<b>3,417,576.28</b>	<b>3,078,624.95</b>	<b>3,263,700.00</b>	<b>2,843,780.91</b>	<b>3,358,400.00</b>

DRAFT



	2021 Total Activity	2022 Total Activity	2023 Total Budget	2023 YTD 10/31/2023	2024 Budget
<b>Fund: 603 - CENTRAL EQUIPMENT</b>					
<b>RevCat: 340 - CHARGES FOR SERVICES</b>					
<a href="#">603.46.0000.3466000</a> CENTRAL EQUIP INTERNAL CHGS	2,896,150.08	3,169,200.00	3,163,700.00	2,636,416.70	3,208,400.00
<b>RevCat: 340 - CHARGES FOR SERVICES Total:</b>	<b>2,896,150.08</b>	<b>3,169,200.00</b>	<b>3,163,700.00</b>	<b>2,636,416.70</b>	<b>3,208,400.00</b>
<b>RevCat: 360 - MISCELLANEOUS REVENUES</b>					
<a href="#">603.46.0000.3600000</a> PERA PENSION OTHER REVENUE	415.00	1,657.00	0.00	0.00	0.00
<a href="#">603.46.0000.3610000</a> INVESTMENT INTEREST	85,292.61	137,217.14	100,000.00	142,138.21	150,000.00
<a href="#">603.46.0000.3611000</a> ACCRUED INTEREST RECEIVABLE	47,095.18	5,859.91	0.00	0.00	0.00
<a href="#">603.46.0000.3612000</a> FAIR MARKET VALUE ALLOCAT...	-187,470.79	-414,894.63	0.00	0.00	0.00
<a href="#">603.46.0000.3650000</a> OTHER REVENUES	883.82	974.33	0.00	0.00	0.00
<a href="#">603.46.0000.3660000</a> OTHER REIMBURSEMENTS	27,783.93	3,264.20	0.00	0.00	0.00
<a href="#">603.46.0000.3680000</a> GAIN ON DISPOSAL OF FIXED A...	19,509.04	130,247.00	0.00	0.00	0.00
<b>RevCat: 360 - MISCELLANEOUS REVENUES Total:</b>	<b>-6,491.21</b>	<b>-135,675.05</b>	<b>100,000.00</b>	<b>142,138.21</b>	<b>150,000.00</b>
<b>RevCat: 390 - OTHER FINANCING SOURCES</b>					
<a href="#">603.46.0000.3900100</a> PROCEEDS FROM SALE OF F/A	0.00	41,100.00	0.00	0.00	0.00
<a href="#">603.46.0000.3911000</a> OPERATING TRANSFERS IN	527,917.41	4,000.00	0.00	65,226.00	0.00
<b>RevCat: 390 - OTHER FINANCING SOURCES Total:</b>	<b>527,917.41</b>	<b>45,100.00</b>	<b>0.00</b>	<b>65,226.00</b>	<b>0.00</b>
<b>Fund: 603 - CENTRAL EQUIPMENT Total:</b>	<b>3,417,576.28</b>	<b>3,078,624.95</b>	<b>3,263,700.00</b>	<b>2,843,780.91</b>	<b>3,358,400.00</b>

DRAFT



	2021 Total Activity	2022 Total Activity	2023 Total Budget	2023 YTD 10/31/2023	2024 Budget
<b>Fund: 603 - CENTRAL EQUIPMENT</b>					
10 - WAGES & BENEFITS	400,151.53	600,242.15	582,900.00	483,997.98	606,700.00
30 - PROFESSIONAL / TECHNICAL SERVICES	33,340.31	17,659.34	0.00	241.66	0.00
40 - PURCHASED SERVICES PROPERTY/EQUIPMENT	791,840.50	548,308.50	596,500.00	424,580.82	551,600.00
50 - OTHER PURCHASED SERVICES	11,765.90	15,704.63	14,900.00	10,931.66	14,700.00
60 - SUPPLIES	311,897.43	362,300.37	573,350.00	363,451.60	538,850.00
70 - OTHER EXPENSES / EXPENDITURES	1,029,085.55	975,085.37	0.00	0.00	0.00
80 - CAPITAL OUTLAY	20,840.95	512.90	1,551,122.00	646,824.92	1,134,650.00
90 - DEBT SERVICE	0.00	0.00	0.00	1,393,953.87	0.00
91 - OTHER	208,892.00	72,000.00	0.00	0.00	0.00
<b>Fund: 603 - CENTRAL EQUIPMENT Total:</b>	<b>2,807,814.17</b>	<b>2,591,813.26</b>	<b>3,318,772.00</b>	<b>3,323,982.51</b>	<b>2,846,500.00</b>

80 - CAPITAL OUTLAY (2024 Capital Outlay)

\$ 76,000	Streets	Skid Loader
50,360	Streets	Forklift
243,000	Streets	Dump Truck
39,650	Streets	Air Compressor
54,000	Parks	Toolcat
125,000	Parks	Woodchipper
64,546	Parks	Ford F250 w/ equipment
25,498	Parks	2 Mowers
160,000	Police	Squad Equipment
163,890	Utilities	F350 Service Truck w/ crane
120,706	Utilities	Televising Equipment
12,000	Facility	PW Lighting Improvements
<u>\$1,134,650</u>		

~ Equipment purchases were authorized at the November 13, 2023 City Council Meeting to take advantage of 2023 pricing.

DRAFT



		2021 Total Activity	2022 Total Activity	2023 Total Budget	2023 YTD 10/31/2023	2024 Budget
<b>Fund: 603 - CENTRAL EQUIPMENT</b>						
<b>Category: 10 - WAGES &amp; BENEFITS</b>						
<a href="#">603.00.5300.444.10100</a>	FULL-TIME EMPLOYEES	297,407.27	364,524.69	402,300.00	328,552.25	416,400.00
<a href="#">603.00.5300.444.10300</a>	EMPLOYEES-NON BENEFITED	0.00	9,470.34	18,400.00	21,672.64	18,900.00
<a href="#">603.00.5300.444.10400</a>	OVERTIME	11,227.07	19,154.25	13,700.00	10,348.96	14,100.00
<a href="#">603.00.5300.444.20100</a>	INSURANCE-CASH OPTION	14,874.60	19,305.00	20,800.00	16,839.90	20,800.00
<a href="#">603.00.5300.444.20300</a>	EMPLOYER SOCIAL SECURITY	19,300.24	24,853.62	27,000.00	23,072.14	27,900.00
<a href="#">603.00.5300.444.20350</a>	EMPLOYER MEDICARE	4,583.05	5,812.29	6,300.00	5,395.22	6,500.00
<a href="#">603.00.5300.444.20400</a>	EMPLOYER PERA	22,902.03	28,401.42	32,700.00	25,406.17	33,800.00
<a href="#">603.00.5300.444.20500</a>	Pension Expense	0.00	67,590.00	0.00	0.00	0.00
<a href="#">603.00.5300.444.20550</a>	PENSION EXPENSE	-27,338.00	0.00	0.00	0.00	0.00
<a href="#">603.00.5300.444.20600</a>	MEDICAL INSURANCE	31,190.50	38,017.05	44,300.00	38,305.57	53,100.00
<a href="#">603.00.5300.444.20620</a>	LIFE INSURANCE	422.31	485.28	600.00	425.78	600.00
<a href="#">603.00.5300.444.20630</a>	LTD INSURANCE	946.18	956.05	1,200.00	957.00	1,300.00
<a href="#">603.00.5300.444.20720</a>	FLEX/COMP ACCOUNT FEE	144.18	105.36	100.00	105.65	100.00
<a href="#">603.00.5300.444.20750</a>	WORKERS COMPENSATION	14,799.96	14,799.96	15,500.00	12,916.70	13,200.00
<a href="#">603.00.5300.444.20800</a>	COMPENSATED ABSENCES	9,692.14	6,766.84	0.00	0.00	0.00
<b>Category: 10 - WAGES &amp; BENEFITS Total:</b>		<b>400,151.53</b>	<b>600,242.15</b>	<b>582,900.00</b>	<b>483,997.98</b>	<b>606,700.00</b>
<b>Category: 30 - PROFESSIONAL / TECHNICAL SERVICES</b>						
<a href="#">603.00.5300.444.30300</a>	ENGINEERING CONSULTANTS	32,110.00	16,130.00	0.00	0.00	0.00
<a href="#">603.00.5300.444.30700</a>	OTHER PROFESSIONAL SERVICES	1,230.31	1,529.34	0.00	241.66	0.00
<b>Category: 30 - PROFESSIONAL / TECHNICAL SERVICES Total:</b>		<b>33,340.31</b>	<b>17,659.34</b>	<b>0.00</b>	<b>241.66</b>	<b>0.00</b>
<b>Category: 40 - PURCHASED SERVICES PROPERTY/EQUIPMENT</b>						
<a href="#">603.00.5300.444.40005</a>	WATER UTILITY SERVICES	5,096.92	4,392.31	5,200.00	3,940.97	5,200.00
<a href="#">603.00.5300.444.40010</a>	GAS UTILITY SERVICES	7,188.94	15,702.91	26,000.00	11,640.43	26,000.00
<a href="#">603.00.5300.444.40015</a>	SEWER UTILITY SERVICES	7,063.38	6,274.38	7,200.00	5,290.76	7,200.00
<a href="#">603.00.5300.444.40020</a>	ELECTRIC UTILITY SERVICES	24,030.57	18,112.95	25,500.00	26,927.64	30,000.00
<a href="#">603.00.5300.444.40025</a>	REFUSE DISPOSAL	1,289.55	303.53	1,400.00	679.79	1,400.00

DRAFT

		2021 Total Activity	2022 Total Activity	2023 Total Budget	2023 YTD 10/31/2023	2024 Budget
<a href="#">603.00.5300.444.40040</a>	REPAIR & MAINT - BUILDINGS	342,262.82	116,758.15	135,200.00	75,562.80	61,500.00
<a href="#">603.00.5300.444.40041</a>	REPAIR & MAINT - VEHICLES	326,168.85	243,828.15	325,000.00	208,915.47	265,000.00
<a href="#">603.00.5300.444.40042</a>	REPAIR & MAINT - EQUIPMENT	69,035.05	133,725.39	70,000.00	82,840.49	145,000.00
<a href="#">603.00.5300.444.40050</a>	RENTAL OF EQUIPMENT	1,190.00	0.00	1,000.00	0.00	1,000.00
<a href="#">603.00.5300.444.40065</a>	OTHER RENTALS	8,514.42	9,210.73	0.00	8,782.47	9,300.00
<b>Category: 40 - PURCHASED SERVICES PROPERTY/EQUIPMENT Total:</b>		<b>791,840.50</b>	<b>548,308.50</b>	<b>596,500.00</b>	<b>424,580.82</b>	<b>551,600.00</b>
<b>Category: 50 - OTHER PURCHASED SERVICES</b>						
<a href="#">603.00.5300.444.50019</a>	INSURANCE ALLOCATION	9,500.04	9,500.04	8,200.00	6,833.30	7,900.00
<a href="#">603.00.5300.444.50025</a>	ADVERTISING/PUBLISHED NOT...	0.00	0.00	200.00	0.00	0.00
<a href="#">603.00.5300.444.50035</a>	POSTAGE/DELIVERY	0.00	0.00	0.00	0.60	0.00
<a href="#">603.00.5300.444.50070</a>	DUES, LICENSES & SUBSCRIPTI...	2,265.86	6,073.51	2,500.00	1,072.76	3,000.00
<a href="#">603.00.5300.444.50072</a>	DIVISION SOFTWARE	0.00	0.00	2,800.00	2,995.00	2,800.00
<a href="#">603.00.5300.444.50075</a>	MEALS AND LODGING	0.00	0.00	200.00	0.00	0.00
<a href="#">603.00.5300.444.50080</a>	CONFERENCES AND SEMINARS	0.00	131.08	1,000.00	30.00	1,000.00
<b>Category: 50 - OTHER PURCHASED SERVICES Total:</b>		<b>11,765.90</b>	<b>15,704.63</b>	<b>14,900.00</b>	<b>10,931.66</b>	<b>14,700.00</b>
<b>Category: 60 - SUPPLIES</b>						
<a href="#">603.00.5300.444.60010</a>	SUPPLIES - OFFICE	511.05	607.51	1,400.00	436.72	1,400.00
<a href="#">603.00.5300.444.60011</a>	SUPPLIES-JANITOR/CLEANING	2,305.74	3,010.03	7,000.00	2,073.10	4,000.00
<a href="#">603.00.5300.444.60012</a>	SUPPLIES - SHOP	14,785.30	12,725.77	15,000.00	13,003.94	15,000.00
<a href="#">603.00.5300.444.60014</a>	SUPPLIES - TIRES	46,388.87	57,469.18	48,000.00	43,397.90	58,000.00
<a href="#">603.00.5300.444.60016</a>	SUPPLIES - MAINTENANCE	-5.03	13.80	0.00	0.00	0.00
<a href="#">603.00.5300.444.60021</a>	FUELS	221,781.83	257,564.05	443,000.00	267,742.02	407,000.00
<a href="#">603.00.5300.444.60022</a>	LUBRICANTS	11,962.38	15,415.96	22,000.00	12,325.05	18,000.00
<a href="#">603.00.5300.444.60040</a>	SM TOOLS & MISC EQUIPMENT	11,216.10	11,073.87	8,400.00	2,189.64	9,000.00
<a href="#">603.00.5300.444.60045</a>	UNIFORMS & CLOTHING	2,430.36	4,100.43	3,750.00	2,865.98	3,750.00
<a href="#">603.00.5300.444.60065</a>	SUPPLIES - OTHER	520.83	319.77	2,000.00	417.25	1,000.00
<a href="#">603.00.5300.444.60071</a>	TECHNOLOGY ALLOCATION	0.00	0.00	22,800.00	19,000.00	21,700.00
<b>Category: 60 - SUPPLIES Total:</b>		<b>311,897.43</b>	<b>362,300.37</b>	<b>573,350.00</b>	<b>363,451.60</b>	<b>538,850.00</b>
<b>Category: 70 - OTHER EXPENSES / EXPENDITURES</b>						
<a href="#">603.00.5300.444.70100</a>	DEPRECIATION EXPENSE	1,029,085.55	975,085.37	0.00	0.00	0.00
<a href="#">603.00.5300.444.70300</a>	LEASE PAYMENTS	0.00	0.00	0.00	0.00	0.00

		2021 Total Activity	2022 Total Activity	2023 Total Budget	2023 YTD 10/31/2023	2024 Budget
<a href="#">603.00.5300.444.70600</a>	OTHER MISCELLANEOUS	0.00	0.00	0.00	0.00	0.00
<b>Category: 70 - OTHER EXPENSES / EXPENDITURES Total:</b>		<b>1,029,085.55</b>	<b>975,085.37</b>	<b>0.00</b>	<b>0.00</b>	<b>0.00</b>
<b>Category: 80 - CAPITAL OUTLAY</b>						
<a href="#">603.00.5300.444.80200</a>	BUILDINGS	0.00	0.00	58,000.00	8,393.12	12,000.00
<a href="#">603.00.5300.444.80400</a>	HEAVY MACHINERY & EQUIPM...	0.00	512.90	867,446.00	356,852.00	305,360.00
<a href="#">603.00.5300.444.80700</a>	MOTOR VEHICLES	0.00	0.00	490,976.00	180,743.60	471,436.00
<a href="#">603.00.5300.444.80701</a>	PD SQUAD OUTFITTING	0.00	0.00	75,000.00	56,100.06	160,000.00
<a href="#">603.00.5300.444.80800</a>	OTHER EQUIPMENT	20,840.95	0.00	59,700.00	44,736.14	185,854.00
<b>Category: 80 - CAPITAL OUTLAY Total:</b>		<b>20,840.95</b>	<b>512.90</b>	<b>1,551,122.00</b>	<b>646,824.92</b>	<b>1,134,650.00</b>
<b>Category: 90 - DEBT SERVICE</b>						
<a href="#">603.00.5300.444.90900</a>	EXTRAORDINARY LOSS	0.00	0.00	0.00	1,393,953.87	0.00
<b>Category: 90 - DEBT SERVICE Total:</b>		<b>0.00</b>	<b>0.00</b>	<b>0.00</b>	<b>1,393,953.87</b>	<b>0.00</b>
<b>Category: 91 - OTHER</b>						
<a href="#">603.00.9200.590.91100</a>	OPERATING TRANSFERS OUT	208,892.00	72,000.00	0.00	0.00	0.00
<b>Category: 91 - OTHER Total:</b>		<b>208,892.00</b>	<b>72,000.00</b>	<b>0.00</b>	<b>0.00</b>	<b>0.00</b>
<b>Fund: 603 - CENTRAL EQUIPMENT Total:</b>		<b>2,807,814.17</b>	<b>2,591,813.26</b>	<b>3,318,772.00</b>	<b>3,323,982.51</b>	<b>2,846,500.00</b>

DRAFT



	2021 Total Activity	2022 Total Activity	2023 Total Budget	2023 YTD 10/31/2023	2024 Budget
<b>Fund: 605 - CITY FACILITIES</b>					
340 - CHARGES FOR SERVICES	732,699.96	740,000.04	800,000.00	666,667.00	847,695.00
360 - MISCELLANEOUS REVENUES	22,350.41	318,177.71	394,000.00	356,678.34	403,500.00
390 - OTHER FINANCING SOURCES	644,723.84	882,518.46	0.00	0.00	0.00
<b>Fund: 605 - CITY FACILITIES Total:</b>	<b>1,399,774.21</b>	<b>1,940,696.21</b>	<b>1,194,000.00</b>	<b>1,023,345.34</b>	<b>1,251,195.00</b>

DRAFT



	2021 Total Activity	2022 Total Activity	2023 Total Budget	2023 YTD 10/31/2023	2024 Budget
<b>Fund: 605 - CITY FACILITIES</b>					
<b>RevCat: 340 - CHARGES FOR SERVICES</b>					
<a href="#">605.46.0000.3468000</a>					
BUILDINGS INTERNAL CHARGE	732,699.96	740,000.04	800,000.00	666,667.00	847,695.00
<b>RevCat: 340 - CHARGES FOR SERVICES Total:</b>	<b>732,699.96</b>	<b>740,000.04</b>	<b>800,000.00</b>	<b>666,667.00</b>	<b>847,695.00</b>
<b>RevCat: 360 - MISCELLANEOUS REVENUES</b>					
<a href="#">605.42.0000.3620000</a>					
CJIN LEASE AGREEMENT	24,606.23	12,803.87	13,000.00	13,354.00	13,500.00
<a href="#">605.46.0000.3600000</a>					
PERA PENSION OTHER REVENUE	183.00	881.00	0.00	0.00	0.00
<a href="#">605.46.0000.3610000</a>					
INVESTMENT INTEREST	4,715.66	19,475.10	6,000.00	19,293.42	15,000.00
<a href="#">605.46.0000.3611000</a>					
ACCRUED INTEREST RECEIVABLE	2,753.38	3,745.47	0.00	0.00	0.00
<a href="#">605.46.0000.3612000</a>					
FAIR MARKET VALUE ALLOCAT...	-9,907.86	-78,858.38	0.00	0.00	0.00
<a href="#">605.46.0000.3653000</a>					
OTHER REVENUES - SOLAR CRE...	0.00	359,168.15	375,000.00	323,818.12	375,000.00
<a href="#">605.46.0000.3660000</a>					
OTHER REIMBURSEMENTS	0.00	962.50	0.00	212.80	0.00
<b>RevCat: 360 - MISCELLANEOUS REVENUES Total:</b>	<b>22,350.41</b>	<b>318,177.71</b>	<b>394,000.00</b>	<b>356,678.34</b>	<b>403,500.00</b>
<b>RevCat: 390 - OTHER FINANCING SOURCES</b>					
<a href="#">605.46.0000.3911000</a>					
OPERATING TRANSFERS IN	644,723.84	882,518.46	0.00	0.00	0.00
<b>RevCat: 390 - OTHER FINANCING SOURCES Total:</b>	<b>644,723.84</b>	<b>882,518.46</b>	<b>0.00</b>	<b>0.00</b>	<b>0.00</b>
<b>Fund: 605 - CITY FACILITIES Total:</b>	<b>1,399,774.21</b>	<b>1,940,696.21</b>	<b>1,194,000.00</b>	<b>1,023,345.34</b>	<b>1,251,195.00</b>

DRAFT



	2021 Total Activity	2022 Total Activity	2023 Total Budget	2023 YTD 10/31/2023	2024 Budget
<b>Fund: 605 - CITY FACILITIES</b>					
10 - WAGES & BENEFITS	190,259.02	342,734.22	291,600.00	230,408.72	303,100.00
30 - PROFESSIONAL / TECHNICAL SERVICES	93,764.18	10,248.98	20,000.00	4,183.33	10,000.00
40 - PURCHASED SERVICES PROPERTY/EQUIPMENT	520,064.69	837,194.28	741,000.00	645,212.92	810,500.00
50 - OTHER PURCHASED SERVICES	49,658.81	45,339.96	47,400.00	24,910.20	52,750.00
60 - SUPPLIES	21,133.28	31,784.99	94,800.00	42,608.00	82,600.00
70 - OTHER EXPENSES / EXPENDITURES	640,628.52	640,628.51	0.00	0.00	0.00
80 - CAPITAL OUTLAY	36,051.32	39,385.68	363,500.00	73,776.29	188,500.00
91 - OTHER	0.00	20,633.36	0.00	0.00	0.00
<b>Fund: 605 - CITY FACILITIES Total:</b>	<b>1,551,559.82</b>	<b>1,967,949.98</b>	<b>1,558,300.00</b>	<b>1,021,099.46</b>	<b>1,447,450.00</b>

DRAFT



		2021 Total Activity	2022 Total Activity	2023 Total Budget	2023 YTD 10/31/2023	2024 Budget
<b>Fund: 605 - CITY FACILITIES</b>						
<b>Category: 10 - WAGES &amp; BENEFITS</b>						
<a href="#">605.00.7500.460.10100</a>	FULL-TIME EMPLOYEES	137,356.93	202,461.24	202,400.00	162,341.12	211,800.00
<a href="#">605.00.7500.460.10300</a>	EMPLOYEES-NON BENEFITED	2,273.36	0.00	0.00	0.00	0.00
<a href="#">605.00.7500.460.10400</a>	OVERTIME	72.60	1,542.05	1,400.00	1,839.74	2,900.00
<a href="#">605.00.7500.460.20100</a>	INSURANCE-CASH OPTION	7,320.16	12,367.09	12,300.00	9,916.63	12,300.00
<a href="#">605.00.7500.460.20300</a>	EMPLOYER SOCIAL SECURITY	7,512.64	11,498.69	12,600.00	9,514.74	13,300.00
<a href="#">605.00.7500.460.20350</a>	EMPLOYER MEDICARE	1,756.62	2,689.32	3,000.00	2,224.53	3,100.00
<a href="#">605.00.7500.460.20400</a>	EMPLOYER PERA	10,087.58	15,102.87	20,000.00	12,294.85	16,100.00
<a href="#">605.00.7500.460.20500</a>	Pension Expense	0.00	53,843.00	0.00	0.00	0.00
<a href="#">605.00.7500.460.20550</a>	PENSION EXPENSE	-10,466.00	0.00	0.00	0.00	0.00
<a href="#">605.00.7500.460.20600</a>	MEDICAL INSURANCE	20,962.66	28,880.31	33,500.00	27,060.62	38,300.00
<a href="#">605.00.7500.460.20620</a>	LIFE INSURANCE	187.16	273.50	300.00	212.94	300.00
<a href="#">605.00.7500.460.20630</a>	LTD INSURANCE	363.64	581.50	600.00	477.00	700.00
<a href="#">605.00.7500.460.20700</a>	UNEMPLOYMENT COMPENSAT...	3,703.05	0.00	0.00	0.00	0.00
<a href="#">605.00.7500.460.20720</a>	FLEX/COMP ACCOUNT FEE	162.22	133.68	200.00	109.85	100.00
<a href="#">605.00.7500.460.20750</a>	WORKERS COMPENSATION	5,000.04	5,000.04	5,300.00	4,416.70	4,200.00
<a href="#">605.00.7500.460.20800</a>	COMPENSATED ABSENCES	3,966.36	8,360.93	0.00	0.00	0.00
<b>Category: 10 - WAGES &amp; BENEFITS Total:</b>		<b>190,259.02</b>	<b>342,734.22</b>	<b>291,600.00</b>	<b>230,408.72</b>	<b>303,100.00</b>
<b>Category: 30 - PROFESSIONAL / TECHNICAL SERVICES</b>						
<a href="#">605.00.7500.460.30700</a>	OTHER PROFESSIONAL SERVICES	93,764.18	10,248.98	20,000.00	4,183.33	10,000.00
<b>Category: 30 - PROFESSIONAL / TECHNICAL SERVICES Total:</b>		<b>93,764.18</b>	<b>10,248.98</b>	<b>20,000.00</b>	<b>4,183.33</b>	<b>10,000.00</b>
<b>Category: 40 - PURCHASED SERVICES PROPERTY/EQUIPMENT</b>						
<a href="#">605.00.7500.460.40005</a>	WATER UTILITY SERVICES	2,089.10	1,787.66	2,500.00	2,325.67	3,000.00
<a href="#">605.00.7500.460.40015</a>	SEWER UTILITY SERVICES	287.69	666.49	1,200.00	1,158.79	1,500.00
<a href="#">605.00.7500.460.40020</a>	ELECTRIC UTILITY SERVICES	89,083.49	82,137.72	125,000.00	80,078.84	145,000.00
<a href="#">605.00.7500.460.40021</a>	SOLAR GARDEN UTILITY CHAR...	0.00	404,171.19	375,000.00	284,981.00	375,000.00
<a href="#">605.00.7500.460.40030</a>	STORM WATER UTILITY SERVICE	2,063.57	2,552.84	2,500.00	2,483.89	2,900.00

DRAFT

		2021 Total Activity	2022 Total Activity	2023 Total Budget	2023 YTD 10/31/2023	2024 Budget
<a href="#">605.00.7500.460.40040</a>	REPAIR & MAINT - BUILDINGS	420,883.02	319,464.39	220,000.00	270,013.68	266,800.00
<a href="#">605.00.7500.460.40042</a>	REPAIR & MAINT - EQUIPMENT	735.31	4,744.13	1,000.00	0.00	2,000.00
<a href="#">605.00.7500.460.40044</a>	REPAIR & MAINT - OFFICE EQU...	825.00	0.00	0.00	0.00	0.00
<a href="#">605.00.7500.460.40047</a>	REPAIR & MAINT - OTHER STR...	428.84	17,167.59	10,000.00	1,082.79	10,000.00
<a href="#">605.00.7500.460.40050</a>	RENTAL OF EQUIPMENT	139.59	200.00	800.00	0.00	800.00
<a href="#">605.00.7500.460.40065</a>	OTHER RENTALS	3,529.08	4,302.27	3,000.00	3,088.26	3,500.00
<b>Category: 40 - PURCHASED SERVICES PROPERTY/EQUIPMENT Total:</b>		<b>520,064.69</b>	<b>837,194.28</b>	<b>741,000.00</b>	<b>645,212.92</b>	<b>810,500.00</b>
<b>Category: 50 - OTHER PURCHASED SERVICES</b>						
<a href="#">605.00.7500.460.50019</a>	INSURANCE ALLOCATION	35,799.96	35,799.96	28,600.00	23,833.30	27,600.00
<a href="#">605.00.7500.460.50020</a>	TELEPHONE	360.00	360.00	0.00	25.00	0.00
<a href="#">605.00.7500.460.50025</a>	ADVERTISING/PUBLISHED NOT...	0.00	0.00	200.00	0.00	0.00
<a href="#">605.00.7500.460.50030</a>	PRINTING & BINDING	0.00	0.00	100.00	0.00	0.00
<a href="#">605.00.7500.460.50035</a>	POSTAGE/DELIVERY	200.00	100.00	100.00	100.00	0.00
<a href="#">605.00.7500.460.50050</a>	SIGNAGE	0.00	0.00	500.00	0.00	500.00
<a href="#">605.00.7500.460.50055</a>	ALARM SERVICES / SYSTEMS	13,288.85	8,850.00	15,000.00	0.00	15,000.00
<a href="#">605.00.7500.460.50065</a>	TRAVEL	0.00	110.00	600.00	839.40	3,150.00
<a href="#">605.00.7500.460.50070</a>	DUES, LICENSES & SUBSCRIPTI...	10.00	120.00	500.00	48.00	2,700.00
<a href="#">605.00.7500.460.50075</a>	MEALS AND LODGING	0.00	0.00	600.00	0.00	1,000.00
<a href="#">605.00.7500.460.50080</a>	CONFERENCES AND SEMINARS	0.00	0.00	1,200.00	64.50	2,800.00
<b>Category: 50 - OTHER PURCHASED SERVICES Total:</b>		<b>49,658.81</b>	<b>45,339.96</b>	<b>47,400.00</b>	<b>24,910.20</b>	<b>52,750.00</b>
<b>Category: 60 - SUPPLIES</b>						
<a href="#">605.00.7500.460.60010</a>	SUPPLIES - OFFICE	0.00	0.00	100.00	0.00	0.00
<a href="#">605.00.7500.460.60011</a>	SUPPLIES - JANITOR/CLEANING	4,409.25	5,881.47	7,000.00	6,326.24	10,000.00
<a href="#">605.00.7500.460.60012</a>	SUPPLIES - SHOP	0.00	0.00	2,000.00	0.00	1,500.00
<a href="#">605.00.7500.460.60016</a>	SUPPLIES - MAINTENANCE	9,645.20	11,487.16	52,500.00	11,701.34	40,000.00
<a href="#">605.00.7500.460.60040</a>	SM TOOLS & MISC EQUIPMENT	4,277.31	8,476.99	5,800.00	3,435.31	4,200.00
<a href="#">605.00.7500.460.60045</a>	UNIFORMS & CLOTHING	485.00	544.97	900.00	550.00	3,500.00
<a href="#">605.00.7500.460.60065</a>	SUPPLIES - OTHER	2,316.52	5,394.40	6,500.00	3,928.41	6,500.00
<a href="#">605.00.7500.460.60071</a>	TECHNOLOGY ALLOCATION	0.00	0.00	20,000.00	16,666.70	16,900.00
<b>Category: 60 - SUPPLIES Total:</b>		<b>21,133.28</b>	<b>31,784.99</b>	<b>94,800.00</b>	<b>42,608.00</b>	<b>82,600.00</b>

DRAFT

	2021 Total Activity	2022 Total Activity	2023 Total Budget	2023 YTD 10/31/2023	2024 Budget
<b>Category: 70 - OTHER EXPENSES / EXPENDITURES</b>					
<a href="#">605.00.7500.460.70100</a> DEPRECIATION EXPENSE	640,628.52	640,628.51	0.00	0.00	0.00
<b>Category: 70 - OTHER EXPENSES / EXPENDITURES Total:</b>	<b>640,628.52</b>	<b>640,628.51</b>	<b>0.00</b>	<b>0.00</b>	<b>0.00</b>
<b>Category: 80 - CAPITAL OUTLAY</b>					
<a href="#">605.00.7500.460.80200</a> BUILDINGS	36,051.32	1,002.21	288,500.00	73,776.29	188,500.00
<a href="#">605.00.7500.460.80300</a> IMPROVEMENTS (NON-BLDG)	0.00	14,167.27	75,000.00	0.00	0.00
<a href="#">605.00.7500.460.80800</a> OTHER EQUIPMENT	0.00	24,216.20	0.00	0.00	0.00
<b>Category: 80 - CAPITAL OUTLAY Total:</b>	<b>36,051.32</b>	<b>39,385.68</b>	<b>363,500.00</b>	<b>73,776.29</b>	<b>188,500.00</b>
<b>Category: 91 - OTHER</b>					
<a href="#">605.00.7500.460.91100</a> OPERATING TRANSFERS OUT	0.00	20,633.36	0.00	0.00	0.00
<b>Category: 91 - OTHER Total:</b>	<b>0.00</b>	<b>20,633.36</b>	<b>0.00</b>	<b>0.00</b>	<b>0.00</b>
<b>Fund: 605 - CITY FACILITIES Total:</b>	<b>1,551,559.82</b>	<b>1,967,949.98</b>	<b>1,558,300.00</b>	<b>1,021,099.46</b>	<b>1,447,450.00</b>

DRAFT



	2021 Total Activity	2022 Total Activity	2023 Total Budget	2023 YTD 10/31/2023	2024 Budget
<b>Fund: 606 - TECHNOLOGY FUND</b>					
340 - CHARGES FOR SERVICES	65,000.04	65,100.00	1,276,200.00	1,063,500.00	1,269,900.00
360 - MISCELLANEOUS REVENUES	-8,548.80	-23,503.50	8,000.00	31,381.54	12,000.00
390 - OTHER FINANCING SOURCES	212,391.00	18,000.00	0.00	0.00	0.00
<b>Fund: 606 - TECHNOLOGY FUND Total:</b>	<b>268,842.24</b>	<b>59,596.50</b>	<b>1,284,200.00</b>	<b>1,094,881.54</b>	<b>1,281,900.00</b>

DRAFT



	2021 Total Activity	2022 Total Activity	2023 Total Budget	2023 YTD 10/31/2023	2024 Budget
<b>Fund: 606 - TECHNOLOGY FUND</b>					
<b>RevCat: 340 - CHARGES FOR SERVICES</b>					
<a href="#">606.46.0000.3416000</a> GIS FEE	0.00	0.00	0.00	0.00	4,000.00
<a href="#">606.46.0000.3467100</a> TECH INTERNAL CHARGES	65,000.04	65,100.00	1,276,200.00	1,063,500.00	1,265,900.00
<b>RevCat: 340 - CHARGES FOR SERVICES Total:</b>	<b>65,000.04</b>	<b>65,100.00</b>	<b>1,276,200.00</b>	<b>1,063,500.00</b>	<b>1,269,900.00</b>
<b>RevCat: 360 - MISCELLANEOUS REVENUES</b>					
<a href="#">606.46.0000.3610000</a> INVESTMENT INTEREST	7,259.82	11,846.62	8,000.00	10,555.54	12,000.00
<a href="#">606.46.0000.3611000</a> ACCRUED INTEREST RECEIVABLE	3,030.31	557.64	0.00	0.00	0.00
<a href="#">606.46.0000.3612000</a> FAIR MARKET VALUE ALLOCAT...	-18,938.93	-35,907.76	0.00	0.00	0.00
<a href="#">606.46.0000.3650000</a> OTHER REVENUES	0.00	0.00	0.00	20,826.00	0.00
<a href="#">606.46.0000.3660000</a> OTHER REIMBURSEMENTS	100.00	0.00	0.00	0.00	0.00
<b>RevCat: 360 - MISCELLANEOUS REVENUES Total:</b>	<b>-8,548.80</b>	<b>-23,503.50</b>	<b>8,000.00</b>	<b>31,381.54</b>	<b>12,000.00</b>
<b>RevCat: 390 - OTHER FINANCING SOURCES</b>					
<a href="#">606.46.0000.3911000</a> OPERATING TRANSFERS IN	0.00	18,000.00	0.00	0.00	0.00
<a href="#">606.46.0000.3970000</a> CAPITAL CONTRIBUTIONS	212,391.00	0.00	0.00	0.00	0.00
<b>RevCat: 390 - OTHER FINANCING SOURCES Total:</b>	<b>212,391.00</b>	<b>18,000.00</b>	<b>0.00</b>	<b>0.00</b>	<b>0.00</b>
<b>Fund: 606 - TECHNOLOGY FUND Total:</b>	<b>268,842.24</b>	<b>59,596.50</b>	<b>1,284,200.00</b>	<b>1,094,881.54</b>	<b>1,281,900.00</b>

DRAFT



	2021 Total Activity	2022 Total Activity	2023 Total Budget	2023 YTD 10/31/2023	2024 Budget
<b>Fund: 606 - TECHNOLOGY FUND</b>					
10 - WAGES & BENEFITS	-90,762.79	0.00	758,000.00	601,990.09	793,600.00
30 - PROFESSIONAL / TECHNICAL SERVICES	9,775.00	9,775.00	8,000.00	3,695.30	10,000.00
40 - PURCHASED SERVICES PROPERTY/EQUIPMENT	0.00	0.00	50,500.00	31,350.44	50,500.00
50 - OTHER PURCHASED SERVICES	500.00	8,027.96	364,660.00	286,766.85	397,456.00
60 - SUPPLIES	21,292.02	14,370.36	76,350.00	5,320.85	51,950.00
70 - OTHER EXPENSES / EXPENDITURES	63,688.65	32,773.35	0.00	0.00	0.00
80 - CAPITAL OUTLAY	0.00	35,276.33	131,000.00	110,893.02	102,400.00
91 - OTHER	0.00	75,000.00	0.00	0.00	0.00
<b>Fund: 606 - TECHNOLOGY FUND Total:</b>	<b>4,492.88</b>	<b>175,223.00</b>	<b>1,388,510.00</b>	<b>1,040,016.55</b>	<b>1,405,906.00</b>

During budget years 2021 & 2022, Technology operating costs were reported as a department within the General Fund (Fund 101).

Beginning in 2023, the Technology Fund and its allocation will cover both operating and capital costs.

A department's allocation, or charge, for technology support is based on the # of Full Time employees and device counts for each department.

DRAFT



		2021 Total Activity	2022 Total Activity	2023 Total Budget	2023 YTD 10/31/2023	2024 Budget
<b>Fund: 606 - TECHNOLOGY FUND</b>						
<b>Category: 10 - WAGES &amp; BENEFITS</b>						
<a href="#">606.00.1400.413.10100</a>	FULL-TIME EMPLOYEES	0.00	0.00	569,500.00	448,193.86	594,700.00
<a href="#">606.00.1400.413.10200</a>	PART-TIME EMPLOYEES-BENEF...	0.00	0.00	0.00	267.30	0.00
<a href="#">606.00.1400.413.10300</a>	EMPLOYEES-NON BENEFITED	0.00	0.00	0.00	5,996.50	6,000.00
<a href="#">606.00.1400.413.10400</a>	OVERTIME	0.00	0.00	700.00	0.00	700.00
<a href="#">606.00.1400.413.20100</a>	INSURANCE-CASH OPTION	0.00	0.00	27,800.00	21,695.63	27,800.00
<a href="#">606.00.1400.413.20300</a>	EMPLOYER SOCIAL SECURITY	0.00	0.00	35,400.00	28,675.81	37,300.00
<a href="#">606.00.1400.413.20350</a>	EMPLOYER MEDICARE	0.00	0.00	8,300.00	6,706.46	8,700.00
<a href="#">606.00.1400.413.20400</a>	EMPLOYER PERA	0.00	0.00	42,800.00	34,188.98	44,700.00
<a href="#">606.00.1400.413.20600</a>	MEDICAL INSURANCE	0.00	0.00	66,800.00	50,755.33	67,500.00
<a href="#">606.00.1400.413.20620</a>	LIFE INSURANCE	0.00	0.00	800.00	610.08	900.00
<a href="#">606.00.1400.413.20630</a>	LTD INSURANCE	0.00	0.00	1,500.00	1,247.36	1,900.00
<a href="#">606.00.1400.413.20720</a>	FLEX/COMP ACCOUNT FEE	20.73	0.00	400.00	319.48	400.00
<a href="#">606.00.1400.413.20750</a>	WORKERS COMPENSATION	0.00	0.00	4,000.00	3,333.30	3,000.00
<a href="#">606.00.1400.413.20800</a>	COMPENSATED ABSENCES	-90,783.52	0.00	0.00	0.00	0.00
<b>Category: 10 - WAGES &amp; BENEFITS Total:</b>		<b>-90,762.79</b>	<b>0.00</b>	<b>758,000.00</b>	<b>601,990.09</b>	<b>793,600.00</b>
<b>Category: 30 - PROFESSIONAL / TECHNICAL SERVICES</b>						
<a href="#">606.00.1400.413.30700</a>	OTHER PROFESSIONAL SERVICES	9,775.00	9,775.00	8,000.00	3,695.30	10,000.00
<b>Category: 30 - PROFESSIONAL / TECHNICAL SERVICES Total:</b>		<b>9,775.00</b>	<b>9,775.00</b>	<b>8,000.00</b>	<b>3,695.30</b>	<b>10,000.00</b>
<b>Category: 40 - PURCHASED SERVICES PROPERTY/EQUIPMENT</b>						
<a href="#">606.00.1400.413.40044</a>	REPAIR & MAINT - OFFICE EQU...	0.00	0.00	2,000.00	0.00	2,000.00
<a href="#">606.00.1400.413.40050</a>	RENTAL OF EQUIPMENT	0.00	0.00	48,500.00	31,350.44	48,500.00
<b>Category: 40 - PURCHASED SERVICES PROPERTY/EQUIPMENT Total:</b>		<b>0.00</b>	<b>0.00</b>	<b>50,500.00</b>	<b>31,350.44</b>	<b>50,500.00</b>
<b>Category: 50 - OTHER PURCHASED SERVICES</b>						
<a href="#">606.00.1400.413.50019</a>	INSURANCE ALLOCATION	0.00	0.00	0.00	0.00	11,000.00
<a href="#">606.00.1400.413.50020</a>	TELEPHONE	0.00	0.00	132,260.00	116,101.95	120,000.00
<a href="#">606.00.1400.413.50035</a>	POSTAGE/DELIVERY	0.00	0.00	0.00	2.94	0.00

DRAFT

		2021 Total Activity	2022 Total Activity	2023 Total Budget	2023 YTD 10/31/2023	2024 Budget
<a href="#">606.00.1400.413.50065</a>	TRAVEL	0.00	0.00	1,500.00	212.22	1,500.00
<a href="#">606.00.1400.413.50070</a>	DUES, LICENSES & SUBSCRIPTI...	500.00	7,527.96	0.00	0.00	0.00
<a href="#">606.00.1400.413.50072</a>	DIVISION SOFTWARE	0.00	500.00	216,400.00	169,193.81	250,456.00
<a href="#">606.00.1400.413.50075</a>	MEALS AND LODGING	0.00	0.00	2,500.00	630.93	2,500.00
<a href="#">606.00.1400.413.50080</a>	CONFERENCES AND SEMINARS	0.00	0.00	12,000.00	625.00	12,000.00
<b>Category: 50 - OTHER PURCHASED SERVICES Total:</b>		<b>500.00</b>	<b>8,027.96</b>	<b>364,660.00</b>	<b>286,766.85</b>	<b>397,456.00</b>
<b>Category: 60 - SUPPLIES</b>						
<a href="#">606.00.1400.413.60005</a>	SUPPLIES - COPY	0.00	0.00	5,000.00	883.74	5,000.00
<a href="#">606.00.1400.413.60010</a>	SUPPLIES - OFFICE	0.00	0.00	0.00	188.99	0.00
<a href="#">606.00.1400.413.60040</a>	SM TOOLS & MISC EQUIPMENT	1,929.04	14,370.36	8,300.00	1,615.45	8,300.00
<a href="#">606.00.1400.413.60041</a>	SMALL COMPUTER HARDWARE	19,362.98	0.00	56,000.00	1,209.82	31,600.00
<a href="#">606.00.1400.413.60042</a>	OTHER COMPUTER SOFTWARE	0.00	0.00	4,000.00	0.00	4,000.00
<a href="#">606.00.1400.413.60045</a>	UNIFORMS & CLOTHING	0.00	0.00	550.00	550.00	550.00
<a href="#">606.00.1400.413.60065</a>	SUPPLIES - OTHER	0.00	0.00	2,500.00	872.85	2,500.00
<b>Category: 60 - SUPPLIES Total:</b>		<b>21,292.02</b>	<b>14,370.36</b>	<b>76,350.00</b>	<b>5,320.85</b>	<b>51,950.00</b>
<b>Category: 70 - OTHER EXPENSES / EXPENDITURES</b>						
<a href="#">606.00.1400.413.70100</a>	DEPRECIATION EXPENSE	63,688.65	32,773.35	0.00	0.00	0.00
<b>Category: 70 - OTHER EXPENSES / EXPENDITURES Total:</b>		<b>63,688.65</b>	<b>32,773.35</b>	<b>0.00</b>	<b>0.00</b>	<b>0.00</b>
<b>Category: 80 - CAPITAL OUTLAY</b>						
<a href="#">606.00.1400.413.80610</a>	COMPUTER HARDWARE	0.00	35,276.33	131,000.00	110,893.02	72,400.00
<a href="#">606.00.1400.413.80800</a>	OTHER EQUIPMENT	0.00	0.00	0.00	0.00	30,000.00
<b>Category: 80 - CAPITAL OUTLAY Total:</b>		<b>0.00</b>	<b>35,276.33</b>	<b>131,000.00</b>	<b>110,893.02</b>	<b>102,400.00</b>
<b>Category: 91 - OTHER</b>						
<a href="#">606.00.1400.413.91100</a>	OPERATING TRANSFERS OUT	0.00	75,000.00	0.00	0.00	0.00
<b>Category: 91 - OTHER Total:</b>		<b>0.00</b>	<b>75,000.00</b>	<b>0.00</b>	<b>0.00</b>	<b>0.00</b>
<b>Fund: 606 - TECHNOLOGY FUND Total:</b>		<b>4,492.88</b>	<b>175,223.00</b>	<b>1,388,510.00</b>	<b>1,040,016.55</b>	<b>1,405,906.00</b>

DRAFT

**CITY OF INVER GROVE HEIGHTS  
DAKOTA COUNTY, MINNESOTA**

**RESOLUTION NO. \_\_\_\_\_**

**RESOLUTION ADOPTING FINAL 2024 BUDGETS**

**BE IT RESOLVED**, by the Inver Grove Heights City Council that the following final budgets for fiscal year 2024 are hereby approved:

Fund #	Fund Type	Fund	Revenues	Expenditures
101	General Fund	General Fund	\$ 33,120,880	\$ 33,120,880
201	Special Revenue	Convention & Visitor's Bureau	212,500	212,500
205	Special Revenue	Community Center Operating	4,050,595	4,050,595
206	Special Revenue	Community Center Capital	700,000	512,900
270	Special Revenue	Host Community Fund	2,487,089	3,543,206
290	Special Revenue	Economic Development Authority	172,515	213,515
365	Debt Service	2015A G.O. Improvement Bonds	660,460	654,400
367	Debt Service	2016A G.O. Improvement Bonds	723,292	677,013
369	Debt Service	2017B G.O. Improvement Bonds	309,232	322,238
392	Debt Service	2018A G.O. Improvement Bonds	742,052	694,710
393	Debt Service	2019A G.O. Improvement Bonds	189,225	177,100
394	Debt Service	2020A G.O. Improvement Bonds	221,750	251,505
440	Capital Project	PMP-Local Streets	19,368,701	15,930,757
441	Capital Project	PMP-Partnership Projects	250,000	250,000
510	Enterprise	Water Operating	3,950,475	4,075,370
511	Enterprise	Water Capital	7,129,500	6,441,839
520	Enterprise	Sewer Operating	4,694,125	4,574,320
521	Enterprise	Sewer Capital	1,455,000	2,500,719
530	Enterprise	Storm Water Operating	1,046,015	1,000,280
531	Enterprise	Storm Water Capital	1,399,235	613,225
533	Enterprise	Storm Water Capital - NWA	230,000	50,000
550	Enterprise	Inver Wood Golf Course	2,715,700	3,123,553
602	Internal Service	Risk Management	1,278,600	1,393,900
603	Internal Service	Central Equipment	3,358,400	2,846,500
605	Internal Service	City Facilities	1,251,195	1,447,450
606	Internal Service	Technology	1,281,900	1,405,906
Total Approved Budgets			\$ 92,998,436	\$ 90,084,381

Approved by the City Council of the City of Inver Grove Heights, Minnesota this 11th day of December, 2023.

\_\_\_\_\_  
Brenda Dietrich, Mayor

ATTEST:

\_\_\_\_\_  
Rebecca Kiernan, City Clerk

**CITY OF INVER GROVE HEIGHTS  
DAKOTA COUNTY, MINNESOTA**

**RESOLUTION NO. \_\_\_\_\_**

**RESOLUTION ADOPTING THE FINAL CITYWIDE TAX LEVY  
FOR PAYABLE 2024**

**BE IT RESOLVED,** by the Inver Grove Heights City Council that the following are the final taxes levied upon taxable property in the City of Inver Grove Heights for Taxes Payable in 2024:

General Operating Fund	\$ 26,971,103
General Operating Fund-Tax Abatement	182,880
Pavement Management	3,045,000
<b><u>Bond Retirement</u></b>	
2015A G.O. Improvement Bonds	\$633,210
2016A G.O. Improvement Bonds	718,292
2017B G.O. Improvement Bonds	262,882
2018A G.O. Improvement Bonds	739,552
2019A G.O. Improvement Bonds	188,475
2020A G.O. Improvement Bonds	<u>-</u>
(Eliminating levy of \$268,044 by utilizing available funds - assessments & Closed Bond Fund)	
Total Bond Retirement	<u>2,542,411</u>
Total Citywide Levy	<u>\$ 32,741,394</u>

Approved by the City Council of the City of Inver Grove Heights, Minnesota this 11th day of December, 2023.

\_\_\_\_\_  
Brenda Dietrich, Mayor

ATTEST:

\_\_\_\_\_  
Rebecca Kiernan, City Clerk

DRAFT

**CITY OF INVER GROVE HEIGHTS  
DAKOTA COUNTY, MINNESOTA**

**RESOLUTION NO. \_\_\_\_\_**

**RESOLUTION ADOPTING THE FINAL STORM WATER SPECIAL TAXING  
DISTRICT TAX LEVIES FOR PAYABLE 2024**

**BE IT RESOLVED,** by the Inver Grove Heights City Council that the following are the final special property taxes levied upon the taxable property within the Storm Water Special Taxing Districts (S.W.S.T.D.) in the City of Inver Grove Heights for Taxes Payable in 2024:

70th Street Recon Cahill Ave to Concord Blvd (Project 2001-02):

Babcock Trail	\$ 22,230
South Grove	41,285
70th Street	<u>15,879</u>
	\$ 79,394

Approved by the City Council of the City of Inver Grove Heights, Minnesota this 11th day of December, 2023.

\_\_\_\_\_  
Brenda Dietrich, Mayor

ATTEST:

\_\_\_\_\_  
Rebecca Kiernan, City Clerk

DRAFT



## Request for Council Action

---

**SUBJECT: Possible Submission of a second Staffing for Adequate Fire & Emergency Response (SAFER) Grant Application**

**MEETING DATE:** December 4, 2023  
**ITEM TYPE:** Discussion Items  
**CONTACT:** Judy Thill, Fire Chief, 651.450.2495

---

### **ACTION REQUESTED**

The Council is asked to discuss and consider authorizing submission of a second Staffing for Adequate Fire & Emergency Response (SAFER) grant application through the Federal Emergency Management Agency (FEMA), to hire 3 additional full-time firefighters.

### **BACKGROUND**

FEMA is expected to open up a grant application window for the SAFER fire staffing grants sometime in the first quarter of 2024. In advance of that, staff is seeking to engage the Council in a discussion of the Fire Department's staffing needs and whether applying for an additional grant should be one part of the solution to the Department's staffing challenges.

For more than a decade, the number of non-career firefighters (volunteer, paid-on-call, or part-time) has been declining throughout the nation. While it did not hit IGH right away, the Fire Department started planning for a duty crew concept to help retain the firefighters it had. The duty crew began on January 4, 2016, with 3 paid-on-call (POC) firefighters working 4 and 8-hour shifts, covering 24 hours a day, 365 days a year. While the concept worked to retain many of our most senior firefighters for a few extra years, there were still others who continued to leave due to time availability, change of job or family status, moving out of town, or other personal issues. This was a fairly senior fire department at that time, with over half of the POC firefighters having 10 years or more on the department.

For many years, the Department would typically see 4-6 firefighters depart per year but was able to hire enough to replace or even add to those who left. However, in 2020, we began seeing a serious trend of losing more firefighters than we were able to hire. From 2017 to 2019, we 30 POC firefighters departed and 20 were hired. However, from 2020 to 2023, we have lost 83 POC firefighters, but were only able to hire 55. Out of those 83 who departed, 17 were due to retirements (with an average of 17 years of service each), 9 resigned to take full-time jobs as a result of the SAFER grant, and 1 resigned to accept our full-time Fire Marshal position and another resigned to accept the full-time Inspector position. Of the 55 remaining, a little under half did not complete training or did not finish probation.

Once the duty crew began, having 3 POC firefighters, transferring over every 4 or 8 hours for their shifts, created an issue where there was little consistency in leadership over the course of each day. As a result, 3 full-time shift captains were hired in 2019, giving us 1 full-time and 2 POC staff per

shift. Filling those 2 POC positions required approximately 55 POC firefighters. All three of the shift captains came from our POC ranks. In addition, two other POC fire personnel were hired into full-time jobs that were open due to backfilling one of the captains and filling the open inspector position.

In 2021, the City Council authorized the Department to apply for a Staffing for Adequate Fire and Emergency Response (SAFER) grant through the Federal Emergency Management Agency (FEMA), to hire 3 full-time Lieutenants and 6 full-time firefighters, which would allow us to add a second crew in the city – one at Station 1 and the other at Station 2. The intent was to have two full-time and one POC staff member on each crew.

After the grant was awarded, those 9 personnel, who were all hired from the POC ranks, began in early 2022. With all of the retirements, not being able to hire as many POC personnel as the number who were leaving, and hiring from within our POC staff to fill the 9 full-time positions, the number of POC staff has continued to decrease to where we presently only have about 30 (which includes 4 going through training). This is less than half the number of POC staff we had when we started the duty crew in 2016. As a result, our crew at Station 1 consists of two full-time and one POC member and the second crew at Station 2 only has the two full-time personnel as we do not have enough POC staff to fill that third spot.

Citygate Associates, the third-party independent consultant retained by the City to provide a comprehensive evaluation of the Inver Grove Heights Fire Department, noted in their July 2022 final report both a concern regarding the POC numbers continuing to decline, but also the lack of relief for the 12 full-time operational staff. Besides maintaining the 9 full-time SAFER hires past the grant period, another recommendation in the report was to consider funding one additional full-time firefighter position per shift (three total FTE) to reduce full-time firefighter vacancy, overtime, and to help mitigate the increasing number of POC shift vacancies, without impacting administrative support staff. With the present 12 full-time operational staff of 6 officers and 6 firefighters, that is just enough to cover two full-time personnel on each crew, each day. There is no available relief when any of those 12 take any kind of leave. To fill any open full-time shift, there are presently 3 options: a remaining full-time staff member must work overtime, one of our full-time administrative staff will cover portions of the shift, or more experienced POC firefighters may fill in parts of the shift. Because the shifts are 24 hours long, using administrative staff or POC firefighters can require piece-mealing 4-5 different personnel to fill that one shift. In addition, the administrative staff are also filling in open POC shifts to make sure we always have the crew at Station 1 fully staffed with 3. All of this takes the administrative staff away from the duties they were hired to carry-out.

Because of the large fiscal impact of hiring 3 firefighters in one year, staff is asking the Council to consider authorizing the submittal of a second SAFER grant application to hire three additional full-time firefighters, as recommended by Citygate. If this grant is awarded, it would allow the Fire Department to fill all three positions at one time, as opposed to adding one per year, which on a 3-shift rotation, is not ideal. If awarded this grant, the new positions would start in early 2025. Nothing has changed regarding the grant performance or requirements as it would still pay all wages and benefits for three full years, with no required city match. As with our present grant, in year 4, the City would then be responsible for paying the full amount of the 3 hired. The grant will open sometime after the first of the year, with awards being announced in the fall and hiring in early 2025 for those receiving awards.

Adding these three positions would provide some relief for the present 12 full-time firefighters when they take leave. In addition, when they are not providing relief for another full-time staff person, they can act as a third firefighter at Station 2, getting us back to the intended 3 per crew for at least some of the time.

It is important to note that the Fire Department is not only considering adding three more full-time personnel. The City Administrator and Fire Chief just completed 4 small group meetings consisting of 13 POC and 3 full-time fire personnel who volunteered to help. These meetings were scheduled to brainstorm ideas on how to effectively maintain a POC workforce for as long as possible. Many ideas were put forth, including changes in response procedures and requirements, training and even adding a third classification of firefighters. The third firefighter classification would involve hiring part-time firefighters. Part-time firefighters would not be in the Relief Association, would be hired already trained and could fill shift times when we have fewer POC staff available, such as weekdays and weekends, putting less stress on POC to add extra hours to their schedules. They could also help fill in that open 3<sup>rd</sup> position at Station 2. The response and training suggestions will need to be researched to determine the impact on response, safety and operations. Once that is all done, recommendations for possibly incorporating part-time firefighters into the Department will be reviewed with current firefighters and brought forward to the Council for discussion.

### **FISCAL IMPACT**

If the City applies for and is successful in receiving a second SAFER grant, the funds would fully cover the costs of additional staff for a period of three years. The City would need to then plan for how to fund these positions on an ongoing basis after the term of the grant expires.

### **RECOMMENDATION**

Staff recommends that the City apply for another SAFER grant that would fund 3 full-time firefighters, as recommended in the Citygate report.

### **ATTACHMENTS**

None



## Request for Council Action

---

**SUBJECT:**        **Closure of Union Cemetery to Additional Lot Sales**

**MEETING DATE:**   December 4, 2023

**ITEM TYPE:**       Discussion Items

**CONTACT:**        Rebecca Kiernan, City Clerk, 651.450.2513

---

### **ACTION REQUESTED**

The Council is asked to consider the results of a Geotechnical Survey of the City-owned Union Cemetery and provide direction to staff regarding future lot sales within the cemetery.

### **BACKGROUND**

Originally founded in 1867, Union Cemetery has a long and interesting history that includes being part of multiple cities and having numerous owners/caretakers over the years. The Village of Inver Grove took over the cemetery in 1889, and it was also supported by a Cemetery Association. In 1965, the cemetery became the property of the City of Inver Grove Heights, and it appears the Association disbanded shortly thereafter. Located on 1.31 acres in the northeast corner of the city, Union Cemetery sits just east of the South St. Paul airport with access off of Airport Road and 61st St. W. It was originally laid out to have 512 plots, organized into 4 blocks. Unfortunately, due to its age, multiple owners and lack of strong record keeping, there was some question as to how many plots remain available.

The City temporarily stopped selling plots in the cemetery in approximately 2005 due to the uncertainty over available plots, and has not resumed sales since. On October 10, 2022, the City Council authorized the surveying of Block 3 of the cemetery, including the use of ground penetrating radar. The work was conducted in July of 2023. The results of the survey supported the fact that there are ground disturbances (likely burials) at locations within the cemetery that are not recorded in City records and sit in areas that were thought to be vacant and available for sale.

The City currently has a waiting list of 12 individuals who expressed interest in purchasing plots if sales resume. Some individuals have been on the waiting list for many years and may have made other arrangements in the interim, while others may still be hoping to purchase a plot in Union Cemetery.

If the Council directs that no further plot sales be allowed, staff would notify these 12 individuals that they will need to look for another cemetery for their burial needs.

Additionally, it is important to note that ending all plot sales does not mean that there will not be additional burials at the cemetery. There are numerous plots that have been purchased but not yet been utilized, and those would still be available to the purchaser.

### **FISCAL IMPACT**

The last established price of a plot within the cemetery was \$60 per individual plot. At this rate, closing the cemetery to future plot sales will have negligible fiscal impact.

**RECOMMENDATION**

Staff recommends that the City not sell any more plots in the Union Cemetery due to the anomalies in the geotechnical report.

**ATTACHMENTS**

1. P-0020161 GPR Report of Cemetery



## GPR REPORT OF CEMETERY

Project:  
Union Cemetery – Block 3  
Airport Road  
Inver Grove Heights, MN 55075

AET Project No. P-0020161

Reported To:  
City of Inver Grove Heights  
8150 Barbara Avenue  
Inver Grove Heights, MN 55075  
Attn: Jason Malecha  
Date: July 13, 2023

---

### INTRODUCTION

American Engineering Testing (AET) is pleased to submit this report summarizing our findings at the above referenced project. We performed the following scope of services in accordance with our proposal dated February 6, 2023:

1. Performed a ground penetrating radar (GPR) survey across the burial plots of Block 3 to document the presence of potential unmarked graves.
2. Prepared a report summarizing our findings. This report includes photographs and GPR scans obtained while on-site.

### BACKGROUND INFORMATION

Union Cemetery has an area of approximately 62,000 square feet separated into four (4) different blocks (Blocks 1 – 4). Each of the blocks have eight (8) rows of four (4) cemetery plots. The City of Inver Grove Heights have requested that AET perform a GPR survey to determine if the plots in Block 3 (Figure 1), currently shown as vacant, are in fact, vacant so that they can be sold to selected clients on a waiting list. The objective of the GPR survey was to assess individual plots for soil disturbance and buried objects, which could be indicative of an existing grave. If there was no indication of disturbed soil or buried objects, the plots can be assumed to be vacant and may be sold as a future burial plot.

**550 Cleveland Avenue North | Saint Paul, MN 55114**

**Phone (651) 659-9001 | (800) 972-6364 | Fax (651) 659-1379 | [teamAET.com](http://teamAET.com) | AA/EEO**

This document shall not be reproduced, except in full, without written approval from American Engineering Testing, Inc.




Figure 1: The red box outlines Block 3 where the GPR survey was focused.

## CONCLUSIONS

We collected twenty-four (24) total GPR scans each with the 400 MHz and 270 MHz GPR antennas. Ten (10) of the thirty-two (32) burial plots did not have anomalies that we would typically associate with burial sites. Three (3) of those ten (10) sites (Plots 6, 22 and 27) had headstones, but no clear evidence of buried anomalies within the vicinity of the headstones. Table 1 provides a brief breakdown of the results of our GPR survey. Please refer to Table 2 in the test results section for a more complete scan breakdown.



Table 1: Plots that Appear to be Available

Plot No.	Plots Available? (Y/N)	Plot No.	Plots Available? (Y/N)	Plot No.	Plots Available? (Y/N)
1	N	12	Y	23	N
2	N	13**	N	24	N
3	N	14	N	25	N
4	N	15	N	26	N
5	N	16	N	27*	N
6*	N	17	N	28	N
7	Y	18	N	29	N
8	N	19	N	30	Y
9	Y	20	N	31**	N
10	Y	21	Y	32	N
11	Y	22*	N		

\* A headstone was observed at the soil surface, but no buried anomalies were observed at plot location.

\*\* No headstones were observed, however buried anomalies were observed below grade that could be associated with unmarked graves at plot location.

## TEST PROCEDURES

AET utilized GSSI 400 MHz and 270 MHz GPR antennas and SIR-4000 data module in the acquisition of GPR scans on-site. The antenna was pushed across the soil surface and the scans were saved to the SIR-4000 for analysis off-site. Once a buried object was encountered by the transduced signal, it was reflected back to the receiver and no further signal penetration beyond that point was visible in the GPR data. This limits the ability of the antenna to detect anomalies below buried objects closest to the scan surface. The antennas used on-site can transmit a signal up to 8' and 15' respectively depending on the soil conditions present. The

antennas can transmit signals better through dry, sandy soils. The presence of clays or wet soils can prevent the GPR equipment from transmitting deeper into the soil.

## TEST RESULTS

We visited the project site on June 8, 2023 to perform our scope of services. The following is a summary of our findings:

The grid extents were marked out by Bolton and Menk prior to the arrival of AET personnel. GPR scans were collected at 2' to 3' on center from south to north across the cemetery plots beginning at the south edge of plots 25 – 32 and ending at the north edge of plots 1 – 8 (Figure 2).

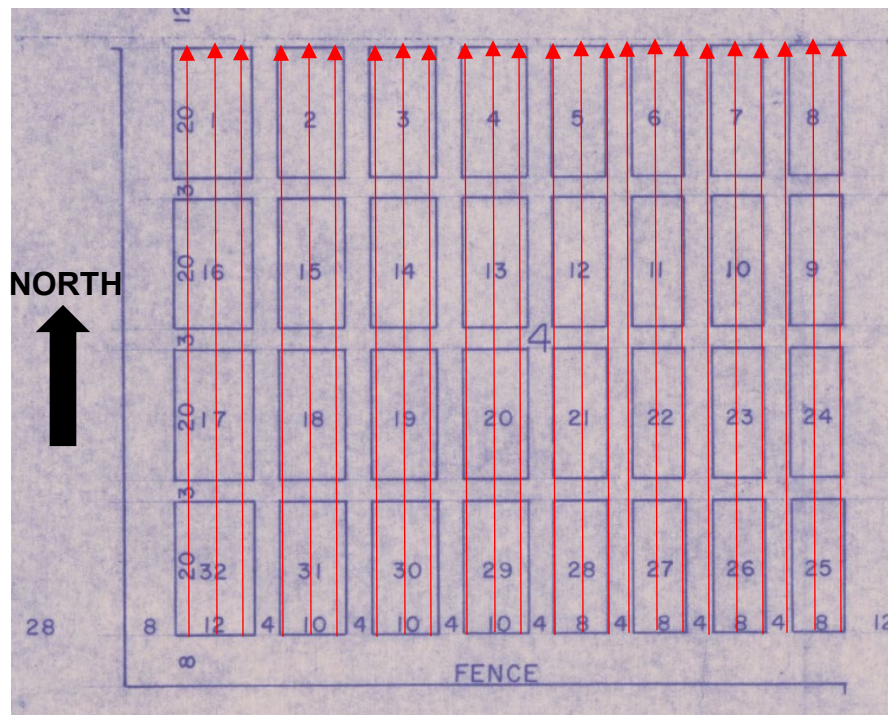


Figure 2: Scan locations across cemetery plots 1 – 32 of Block 3

AET recorded the centerline of each cemetery plot in the scan path as well as where headstones were observed at the soil surface (Figure 3). Buried anomalies that could indicate potential buried graves are documented in Table 2.

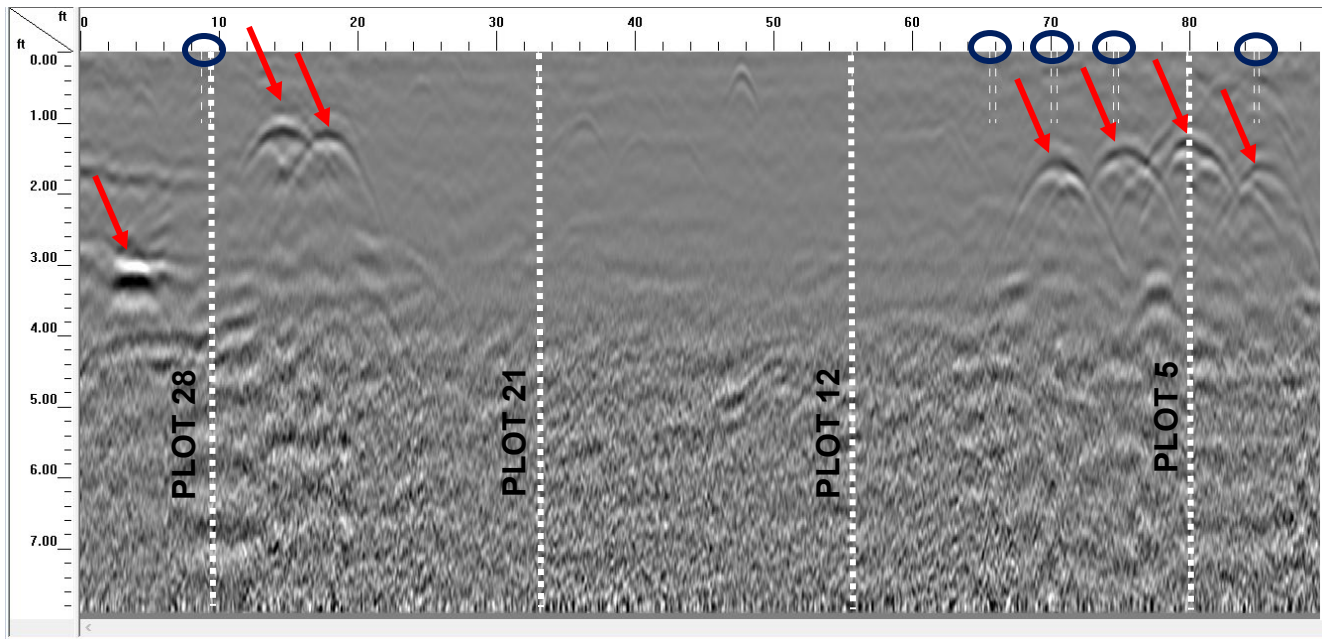


Figure 3: GPR Scan 13 – The vertical white lines denote the approximate centerline of the cemetery plots. The blue circles denote headstones observed at the soil surface. The red arrows denote buried anomalies which could be associated with buried graves.

Table 2: GPR Scan Breakdown by Plot Number

Plot No.	Scan Numbers	Headstones Observed (Y/N)	Location of Buried Anomalies from Start of Scan (ft)
1	1 – 3	Y	<ul style="list-style-type: none"> <li>• 69.5' (4.5' below grade)</li> <li>• 72.5' (4.5' below grade)</li> <li>• 81' (2.5' below grade)</li> <li>• 85' (2.5' below grade)</li> </ul>
2	4 – 6	Y	<ul style="list-style-type: none"> <li>• 79' (1' below grade)</li> <li>• 82.5' (2.5' below grade)</li> <li>• 85' (3' below grade)</li> </ul>
3	7 – 9	Y	<ul style="list-style-type: none"> <li>• 70' (1.5' below grade)</li> <li>• 77.5' (1' below grade)</li> <li>• 82.5' (1.5' below grade)</li> </ul>



<b>Plot No.</b>	<b>Scan Numbers</b>	<b>Headstones Observed (Y/N)</b>	<b>Location of Buried Anomalies from Start of Scan (ft)</b>
4	10 – 12	Y	<ul style="list-style-type: none"> <li>• 79' (2' below grade)</li> <li>• 83.5' (2' below grade)</li> <li>• 86' (2' below grade)</li> </ul>
5	13 – 15	Y	<ul style="list-style-type: none"> <li>• 70.5' (1.5' below grade)</li> <li>• 75' (1.5' below grade)</li> <li>• 80' (1.5' below grade)</li> <li>• 85' (1.5' below grade)</li> </ul>
6	16 – 18	Y	<ul style="list-style-type: none"> <li>• No buried anomalies observed</li> </ul>
7	19 – 21	N	<ul style="list-style-type: none"> <li>• No buried anomalies observed</li> </ul>
8	22 – 24	Y	<ul style="list-style-type: none"> <li>• 74' (2' below grade)</li> </ul>
9	22 – 24	N	<ul style="list-style-type: none"> <li>• No buried anomalies observed</li> </ul>
10	19 – 21	N	<ul style="list-style-type: none"> <li>• No buried anomalies observed</li> </ul>
11	16 – 18	N	<ul style="list-style-type: none"> <li>• No buried anomalies observed</li> </ul>
12	13 – 15	N	<ul style="list-style-type: none"> <li>• No buried anomalies observed</li> </ul>
13	10 – 12	N	<ul style="list-style-type: none"> <li>• 57.5' (1.5' below grade)</li> </ul>
14	7 – 9	Y	<ul style="list-style-type: none"> <li>• 58.5' (1.5' below grade)</li> </ul>
15	4 – 6	Y	<ul style="list-style-type: none"> <li>• 57.5' (1' below grade)</li> <li>• 60' (1' below grade)</li> <li>• 64' (2' below grade)</li> <li>• 67.5' (0.5' below grade)</li> </ul>
16	1 – 3	Y	<ul style="list-style-type: none"> <li>• 52' (1.5' below grade)</li> <li>• 55' (3' below grade)</li> <li>• 61' (4' below grade)</li> <li>• 64' (5' below grade)</li> </ul>



<b>Plot No.</b>	<b>Scan Numbers</b>	<b>Headstones Observed (Y/N)</b>	<b>Location of Buried Anomalies from Start of Scan (ft)</b>
17	1 – 3	Y	<ul style="list-style-type: none"> <li>• 28.5' (3' below grade)</li> <li>• 32' 6" (3' below grade)</li> <li>• 35' (3' below grade)</li> <li>• 38.5' (3' below grade)</li> </ul>
18	4 – 6	Y	<ul style="list-style-type: none"> <li>• 24' (2' below grade)</li> <li>• 27' (1' below grade)</li> </ul>
19	7 – 9	Y	<ul style="list-style-type: none"> <li>• 25.5' (1.5' below grade)</li> <li>• 29' (1.5' below grade)</li> </ul>
20	10 – 12	Y	<ul style="list-style-type: none"> <li>• 30' (1' below grade)</li> <li>• 33.5' (1.5' below grade)</li> </ul>
21	13 – 15	N	<ul style="list-style-type: none"> <li>• No buried anomalies observed</li> </ul>
22	16 – 18	Y	<ul style="list-style-type: none"> <li>• No buried anomalies observed</li> </ul>
23	19 – 21	Y	<ul style="list-style-type: none"> <li>• 37.5' (2.5' below grade)</li> </ul>
24	22 – 24	Y	<ul style="list-style-type: none"> <li>• 24.5' (1.5' below grade)</li> <li>• 40.5' (1' below grade)</li> </ul>
25	22 – 24	Y	<ul style="list-style-type: none"> <li>• 11' (1.5' below grade)</li> <li>• 18' (1' below grade)</li> </ul>
26	19 – 21	Y	<ul style="list-style-type: none"> <li>• 5.5' (1.5' below grade)</li> </ul>
27	16 – 18	Y	<ul style="list-style-type: none"> <li>• No buried anomalies observed</li> </ul>
28	13 – 15	Y	<ul style="list-style-type: none"> <li>• 6' (3' below grade)</li> <li>• 14.5' (1' below grade)</li> <li>• 18' (1' below grade)</li> </ul>
29	10 – 12	Y	<ul style="list-style-type: none"> <li>• 14.5' (1.5' below grade)</li> <li>• 18' (2' below grade)</li> </ul>
30	7 – 9	N	<ul style="list-style-type: none"> <li>• No buried anomalies observed</li> </ul>



Plot No.	Scan Numbers	Headstones Observed (Y/N)	Location of Buried Anomalies from Start of Scan (ft)
31	4 – 6	N	<ul style="list-style-type: none"> <li>• 2.5' (2.5' below grade)</li> <li>• 16' (2' below grade)</li> </ul>
32	1 – 3	Y	<ul style="list-style-type: none"> <li>• 10' (1' below grade)</li> <li>• 12' (1' below grade)</li> <li>• 13.5' (1' below grade)</li> </ul>

### LIMITATIONS

Our authorized work scope was limited to our observations in the requested areas only. As such, our conclusions and recommendations pertain only to those areas observed. Should conditions differing from those documented by AET at the time our work be found in the future, AET reserves the right to review our conclusions and recommendations and modify them accordingly.

### STANDARD OF CARE

The work performed by American Engineering Testing, Inc., has been conducted in a manner consistent with that level of skill and care ordinarily exercised by other members of the profession currently practicing in this area.

### REMARKS

We appreciate the opportunity to assist you on this project. If you have any questions regarding this report or our services, feel free to contact us.

Report Prepared By:  
 American Engineering Testing, Inc.

Brandon J. Mikelson  
 Engineer II  
 Phone: 651-659-1331  
 bmikelson@teamAET.com

Report Reviewed By:  
 American Engineering Testing, Inc.

Leslie J. Holt, PE\*  
 Principal Engineer  
 \*MN



## Request for Council Action

---

**SUBJECT:**        **Discussion of Procedure for Nomination and Award of the City's Commemorative Coin**

**MEETING DATE:**    December 4, 2023

**ITEM TYPE:**        Discussion Items

**CONTACT:**         Amy Looze, Communications Manager, 651-450-2494

---

### **ACTION REQUESTED**

The Council is asked to discuss what process or procedure it wishes to have for nominating and awarding the new commemorative City coins.

### **BACKGROUND**

With the Council's approval, a batch of commemorative coins were ordered earlier this year to be awarded to people who make notable contributions to the Inver Grove Heights community. Councilmember Murphy initially proposed and developed the idea to provide the City with a unified way of recognizing staff members or residents who go above and beyond in service to others, in contributions to the community, or in representing the City of IGH.

Council has previously approved the concept that coins would be awarded to a staff member or resident for:

1. Acts of bravery, quick-thinking and/or selflessness in the aid of others.
2. Long-term service to the community through formal position or role, or through informal or "under-the-radar" contributions.
3. A remarkable accomplishment or representation of IGH on the local, state, national or international stage.
4. Leading by example or being a positive role model for young people within the community.

The coins will be accompanied by a proclamation from the Mayor and Council and would be awarded to nominees at a City Council meeting, twice per year.

What remains to be decided is the specific process for nominating and selecting coin recipients. Staff has developed the following draft of a nomination/selection process to provide something for the Council to react to. Changes can and will be made to this as the Council directs.

### **Proposed Process**

Nominations would be solicited from any and all City staff members and an unlimited number of nominations would be accepted. Nominations would be funneled through Department Heads to the City Administrator. Twice per year, the Department Heads and City Administrator would meet to review the nominees and identify three finalists. Information on the three finalists would be forwarded to the Council in paper format for each Council member to review, with the award winner selected in

a Council work session. This process does not qualify as a reason for the Council to go into closed session, but efforts would be made to keep the process as confidential as possible.

Award recipients would then be publicly recognized at a subsequent regular meeting in the Council Chambers, perhaps one in September and one in March, with a simple reception to follow. It has also been suggested that presentation of the award might be tied-in with IGH Days, with the recipients then being invited to take part in the parade.

#### **FISCAL IMPACT**

#### **RECOMMENDATION**

#### **ATTACHMENTS**

None



## Request for Council Action

---

### **SUBJECT: Swing Bridge Lighting & Public Boat Launch Update**

**MEETING DATE:** December 4, 2023

**ITEM TYPE:** Discussion Items

**CONTACT:** Kris Wilson, City Administrator, 651.450.2511  
Adam Lares, Parks & Recreation Director, 651.450.2587

---

### **ACTION REQUESTED**

The Council is asked to receive a brief update and provide direction regarding two potential projects related to the riverfront - lighting of the Rock Island Swing Bridge and a potential public-private partnership for a boat launch.

### **BACKGROUND**

During the 2023 legislative session, the State of Minnesota awarded funding to Dakota County for two potential projects within the city of Inver Grove Heights.

The first appropriation provides \$458,000 to add lightening or make other improvements to the Rock Island Swing Bridge and the surrounding trail head area. The trail head, parking lot and restroom building in this area are owned and maintained by Dakota County, but the actual bridge is the City's property. Therefore, discussions have been taking place regarding the County transferring the state appropriated funds to the City for a lighting project on the bridge. City and County staff have been working with staff at the state to understand the process and timeline for accessing these funds. As a result, and in order to comply with the state's timeline for spending the funds, staff seeks to discuss with Council the possibility of the City spending \$9,500 in City funds for the development of preliminary concepts that could be used to gather public input and develop the official work plan and budget needed to entered into a grant agreement with the state. A proposal for this initial concept development is attached and staff will discuss it in more detail at Monday's meeting.

The second appropriation is for \$1.2 million to add a public boat launch along the Mississippi River between South St. Paul and Hastings. The County has also expressed a willingness to transfer this funding to the City, if desired. This has been a more challenging project to get our arms around as the City does not currently own land along the river that appears suitable for a boat launch. The initial idea that has been discussed is entering into a public-private partnership with an existing marina along the river here in IGH, to make their launch open to the public at no cost. Again, staff will discuss the status of this potential project and seek further input from Council at Monday's meeting.

### **FISCAL IMPACT**

### **RECOMMENDATION**

## **ATTACHMENTS**

1. SEH Swing Bridge Lighting Proposal (July 2023)



Building a Better World  
for All of Us®

July 27, 2023

RE: Electrical Engineering Services for  
Rock Island Swing Bridge Lighting  
Options

SEH No. INVER P-158445

Adam Lares  
Parks and Recreation Director  
City Of Inver Grove Heights  
8055 Barbara Avenue  
Inver Grove Heights, Mn  
55077

Dear Mr. Lares:

Thank you for the opportunity to submit this proposal for professional services to the City of Inver Grove Heights (City) for a lighting and electrical engineering study. This letter serves as our understanding of the project scope and fee.

### **PROJECT UNDERSTANDING**

The City has need for a lighting and electrical engineering study that provides options for decorative lighting applications on the Rock Island Swing Bridge. The study would include estimates for the three lighting options outlined below:

1. Direct view outline lighting
2. Flood lighting
3. A combination of the two systems

It is assumed that all luminaires would be mounted to the bridge truss. A lighting control system would be considered with each option that enables different lighting color changing scenes to be employed. We would also review opportunities associated with the existing site electrical infrastructure to determine the cost to energize the proposed lighting systems.

### **Scope of Work**

The following items and/or tasks will be furnished and/or performed by SEH:

- Conduct virtual kickoff meeting with City Staff
- Review existing site electrical systems to identify circuiting options
- Present example images for the three lighting options
- Provide cost estimate for each of the three lighting options
- Provide manufacturer's cut sheets for proposed lighting equipment and controls
- Provide preliminary design adequate for estimating purposes
- Attend one council meeting or workshop

Engineers | Architects | Planners | Scientists

Short Elliott Hendrickson Inc. | 3535 Vadnais Center Drive | Saint Paul, MN 55110-5196

SEH is 100% employee-owned | [sehinc.com](http://sehinc.com) | 651.490.2000 | 800.325.2055 | 888.908.8166 fax

**Fee**

The estimated not-to-exceed cost to the City for this scope of work is \$9,500.

Compensation for these tasks is based upon the actual hours worked for personnel assigned to the project. Any additional tasks added to, or deleted from this project (due to significant changes in the general scope of the project or its design including, but not limited to, changes in size, complexity of character or type of construction) shall be by written amendment to the contract signed by both parties. SEH can begin engineering services immediately upon receiving authorization to proceed.

If this proposal is acceptable, please sign and return a copy of this proposal letter, authorizing us to proceed with the project and preparation of a Supplemental Engineering Agreement to be signed by authorized representatives for both organizations.

We appreciate the opportunity to provide engineering services to the City. Feel free to contact me directly at 651.245.5284, if you have any questions or comments regarding this proposal.

Sincerely,

SHORT ELLIOTT HENDRICKSON INC.



Ken Taillon  
Project Manager

kst

c: Jon Kruse - SEH

X:\F\J\INVER\COMMON\Pursuits\Rock Island Swing Bridge Lighting

**CITY OF INVER GROVE HEIGHTS, MINNESOTA**

Approved this \_\_\_\_ day of \_\_\_\_\_, 2023

By: \_\_\_\_\_

Title: \_\_\_\_\_